Mesa Union School District

Agenda for the Board Meeting of the Board of Trustees to be held on Tuesday, March 21, 2017, at 6:00 p.m. in the School Multi-Purpose Room located at 3901 North Mesa School Road, Somis, California 93066

The Regular Board Meeting of the Board of Trustees will begin at 6:00 p.m. with closed session and approximately 6:30 p.m. for open session. A complete agenda packet is available at the District Office, 3901 North Mesa School Road, Somis, 72 hours prior to a regularly scheduled meeting and online at www.mesaschooldistrict.org.

1. CALL TO ORDER AND RECOGNITION OF A QUORUM

Time_____	Present	Absent
Mr. Bryan Stotko, President	_____	_____
Mrs. Mary Crull, Vice President	_____	_____
Mr. Steven Sullivan, Clerk	_____	_____
Mrs. Tonya Brunett, Trustee	_____	_____
Mrs. Carolyn Rodriguez, Trustee	_____	_____
Mr. Jeff Turner, Superintendent	_____	_____
Mrs. Tami Peterson, Chief Business Official	_____	_____
Mrs. Erica Magdaleno, Executive Assistant	_____	_____

2. ADOPTION OF AGENDA

Usually an agenda covers an entire session, in which case it is the order of business for that session and is adopted by majority vote of the assembly. Thereafter, no change can be made in the agenda except by a two-thirds vote or by unanimous consent. At the point of adoption of the agenda, any Board member or the Superintendent can request that the agenda be reordered.

3. PUBLIC COMMENT ON CLOSED SESSION ITEMS

At this time, any member of the public may address the Board concerning the closed session items. A person addressing the Board is urged to use not more than three (3) minutes of time. If you wish to address the Board, please plan to complete a Speaker Form prior to the start of the meeting. Forms are available in the District Office, at the Board meeting and online at www.mesaschooldistrict.org

4. CLOSED SESSION

During this time, the Board may adjourn to closed session to discuss confidential material relating to:

A. Personnel as authorized by Government Code §54957 as it relates to personnel needs for the 2016-2017 school year

B. Negotiations as it relates to unpresented certificated and classified employees - Consult with District Negotiator Jeff Turner, Superintendent,authorized by Government Code §3549.1

ADJOURN FROM CLOSED SESSION

Time: _____

RECONVENE IN PUBLIC

(Approximate time 6:30 p.m.) Time: _____

Report of actions taken during closed session: The president of the Board will report on actions taken during closed session.

5. OFFICIAL OPENING - PLEDGE OF ALLEGIANCE

6. MINUTES

It is the recommendation of the District Administration that the Board of Trustees approve the minutes of the Regular Board Meeting of February 21, 2017.

7. AUDIENCE TO ADDRESS BOARD OF TRUSTEES - COMMENTS BY THE PUBLIC

All individuals are invited to speak to the Board during public comment on matters related to the District. If you wish to address the Board, please plan to complete a Speaker Form prior to the start of the meeting. Forms are available in the District Office, at the Board meeting and online at www.mesaschooldistrict.org.

8. RECOGNITIONS

A. Mesa Moments Recipients
Ms. Sandhya Patel, Ms. Maribel Carino-Alvarez, Mr. and Mrs. Lan

B. California State University-Channel Islands Spelling Bee Participant
Mr. Marco Troncoso

C. Ventura County School Board Association Certificate of Meritorious Public Service Award
Mr. Steve Sullivan

9. SUPERINTENDENT'S REPORT

A. District Vision and Mission Development
B. California School Data Dashboard
C. Attendance Update
D. Discipline Update

10. BOARD MEMBERS' REPORTS AND COMMUNICATIONS

A. Correspondence
B. Board members' reports and communications
C. Board members' interests and concerns

11. CONSENT AGENDA

Approval of the Consent Agenda – All items on the Consent Agenda are to be approved as one motion unless a Board member requests separate action on a specific item. Each item approved shall be deemed to have been read in full and adopted as recommended.

A. Purchase Orders – Mesa

It is the recommendation of the District Administration that the Purchase Orders be approved as presented.

PLEASE SEE AGENDA ITEM 11A IN THE PACKET

B. Check Register – Mesa

It is the recommendation of the District Administration that the Check Register be approved as presented.

PLEASE SEE AGENDA ITEM 11B IN THE PACKET

C. Statement of Revenues and Expenditures (February 2017)

It is the recommendation of the District Administration that the Statement of Revenues and Expenditures be approved as presented.

PLEASE SEE AGENDA ITEM 11C IN THE PACKET

D. Current Enrollment Report

It is the recommendation of the District Administration that the Enrollment Report be approved as presented.

PLEASE SEE AGENDA ITEM 11D IN THE PACKET

E. Student of the Month Listing

It is the recommendation of the District Administration that the student of the month and honor/merit roll for elementary and the junior high awards and honor/merit roll listing be accepted as presented.

PLEASE SEE AGENDA ITEM 11E IN THE PACKET

F. County Report of Investments for period ending December 31, 2016.

It is the recommendation of the District Administration that the County Report of Investments for period ending December 31, 2016 be accepted as presented.

PLEASE SEE AGENDA ITEM 11F IN THE PACKET

12. INFORMATION:

A. Golden Valley Charter School 2nd Interim Report

13. ACTION/DISCUSSION ITEMS:

A. Consideration of approval of the Golden Valley Charter School Petition and Charter Renewal for the term of July 1, 2017 - June 30, 2022.

It is the recommendation of the District Administration that the Board of Trustees approve the Golden Valley Charter School Petition and Charter Renewal for the term of July 1, 2017-June 30, 2022.

PLEASE SEE AGENDA ITEM 13A IN THE PACKET

B. Consideration of adoption of Resolution #16-17-07 Regarding Layoff of Classified Personnel

It is the recommendation of District Administration that the Board of Trustees adopt Resolution #16-17-07.

C. Consideration of approval of the Mesa Union School Single Plan for Student Achievement

It is the recommendation of the District Administration that the Board of Trustees approve that the Mesa Union School Single Plan for Student Achievement.

PLEASE SEE AGENDA ITEM 13C IN THE PACKET

D. Consideration of approval of the Mesa Union School District Board Protocols

It is the recommendation of the District Administration that the Board of Trustees approve the Mesa Union School District Board Protocols.

PLEASE SEE AGENDA ITEM 13D IN THE PACKET

E. Consideration of approval of an on-schedule salary increase of 5% for the unrepresented certificated position of superintendent and the unrepresented certificated position of principal, retroactive to July 1, 2016

It is the recommendation of the District Administration that the Board of Trustees approve the on-schedule salary increase of 5% for the unrepresented certificated position of superintendent and the unrepresented certificated position of principal, retroactive to July 1, 2016.

PLEASE SEE AGENDA ITEM 13E IN THE PACKET

F. Consideration of approval of an on-schedule salary increase of 4% for the unrepresented classified position of executive assistant, retroactive to July 1, 2016

It is the recommendation of the District Administration that the Board of Trustees approve the on-schedule salary increase of 4% for the unrepresented classified position of executive secretary, retroactive to July 1, 2016.

PLEASE SEE AGENDA ITEM 13F IN THE PACKET

G. Consideration of approval to increase the classified specialist hourly rate on the classified miscellaneous salary schedule to $33.00 an hour, retroactive to July 1, 2016.

It is the recommendation of the District Administration that the Board of Trustees approve the hourly rate increase of the classified specialist position on the miscellaneous salary schedule to $33.00 an hour, retroactive to July 1, 2016.

PLEASE SEE AGENDA ITEM 13G IN THE PACKET

H. Consideration of adoption of the revised 2017 - 2018 Mesa Union School District School Calendar

It is the recommendation of the District Administration that the Board of Trustees adopt the revised 2017-2018 Mesa Union School District school calendar.

PLEASE SEE AGENDA ITEM 13H IN THE PACKET

I. Consideration of approval of the service agreement with Infinity Communications and Consulting, Inc. for Category II E-rate consulting services effective March 9, 2017 and ending March 31, 2018.

It is the recommendation of the District Administration that the service agreement with Infinity Communications and Consulting for Category II E-rate consulting services effective March 9, 2017 and ending March 31, 2018 be approved.

PLEASE SEE AGENDA ITEM 13I IN THE PACKET

J. Consideration of approval of the two-year printer equipment contract with Ricoh USA, Inc.

It is the recommendation of the District Administration that the two-year printer equipment contract with Ricoh USA, Inc. be approved.

PLEASE SEE AGENDA ITEM 13J IN THE PACKET

K. Consideration of the approval of the field trip requests:

1. 1st Grade field trip to Santa Barbara Natural History Museum on May 17, 2017
2. Kindergarten field trip to Santa Barbara Zoo on May 11, 2017
3. Full Steam Ahead field trip to Channel Islands: Santa Cruz on March 26, 2017 thru March 27, 2017

It is the recommendation of the District Administration that the Board of Trustees approve the above-listed field trip requests.

PLEASE SEE AGENDA ITEM 13K IN THE PACKET

L. Consideration of adoption of the Board Policy and Administrative Regulations for section:
BP 3430-*Investing* **AR 3350-***Travel Expenses*
AR 3430-*Investing*

It is the recommendation of the District Administration that the Board of Trustees adopt the policies in section 3000.

PLEASE SEE AGENDA ITEM 13L IN THE PACKET

M. Consideration of approval to change the April 18, 2017 Board meeting to April 25, 2017

It is the recommendation of the District Administration that the April Board meeting be changed to April 25, 2017.

PLEASE SEE AGENDA ITEM 13M IN THE PACKET

14. PERSONNEL

A. Consideration of the ratification to hire Elaine Montefu as an Instructional Assistant-Special Education. Salary placement to be Range R2-011, effective March 13, 2017 and ending June 16, 2017.

It is the recommendation of the District Administration that the Board of Trustees approve the ratification to hire Elaine Montefu as an Instructional Assistant-Special Education, effective March 13, 2017.

PLEASE SEE AGENDA ITEM 14A IN THE PACKET

15. ITEMS FOR FUTURE CONSIDERATION

A. Golden Valley Charter School Memorandum of Understanding

16. FUTURE MEETINGS

A. March 28, 2017 at 6:00 p.m., Special Board Meeting

B. April 18, 2017 at 6:00 p.m., Regular Board Meeting

17. ADJOURNMENT

Time: _____

In accordance with requirement of the Americans with Disabilities Act and related federal regulations, individuals who require special accommodation, including but not limited to an American sign language interpreter, accessible seating or documentation in accessible formats, should contact the Superintendent's office at least two days before the meeting.

Official Minutes of the February 21, 2017, Regular Board Meeting of the Board of Trustees of the Mesa Union School District

Call to Order

The February 21, 2017, Regular Meeting of the Board of Trustees of the Mesa Union School District came to order at 6:03 p.m. in the multi-purpose room.

Agenda

On motion of Trustee Crull, seconded by Trustee Sullivan, and carried with a 5-0-0 vote, the Board agenda was adopted by common consent.

Vote:

Brunett: **Aye** Crull: **Aye** Rodriguez:**Aye** Stotko:**Aye** Sullivan:**Aye**

Roll Call

Board members present were Tonya Brunett, Mary Crull, Carolyn Rodriguez, Bryan Stotko and Steven Sullivan.

District administrators present were Mr. Turner, superintendent, Erica Magdaleno, executive assistant, and Tami Peterson, chief business officer.

Public Comment

There were no public comments on closed session items.

Closed Session

At 6:05 p.m., Trustee Stotko asked for public comment on closed session items. Hearing none, he announced that the Board would go into closed session to discuss Personnel authorized by Government Code 54947 as it relates to Personnel needs for the 2016-2017 school year; Negotiations as it relates to MUTA and MUST authorized by Government Code 3549.1; and Superintendent's Mid-Year Evaluation authorized by Government Code 54957.

Reconvene to Open Session

At 6:50 p.m., the Board of Trustees returned to open session. Trustee Stotko reported that the Board of Trustees had just returned from closed session where they discussed Personnel authorized by Government Code 54947 as it relates to Personnel needs for the 2016-2017 school year; Negotiations as it relates to MUTA and MUST authorized by Government Code 3549.1; and Superintendent's Mid-Year Evaluation authorized by Government Code 54957.

No action was taken.

Pledge of Allegiance

7th grade student Caitlin Crull led the Pledge of Allegiance.

Public Comment

Junior High Science teacher, Ms. Jahr, thanked the Board for their support in approving the 7th grade field trip to Catalina Island. Ms. Jahr also provided a short presentation of pictures that were taken during the field trip.

Minutes

On motion of Trustee Crull, seconded by Trustee Sullivan, and carried with a 5-0-0 vote, the minutes of the Regular Board Meeting of January 21, 2017 and the Minutes of the Special Board Meeting of January 24, 2017 were approved by common consent.

Vote:

Brunett: **Aye** Crull: **Aye** Rodriguez: **Aye** Stotko: **Aye** Sullivan: **Aye**

Public Comments

There were no public comments

Recognitions

Mr. Turner, with the help of Mrs. Jahr, gave recognition to the 2016-2017 Junior High Science Fair Winners and the 2016-2017 Spelling Bee winners.

Trustee Stotko announced that the Board would be taking a 2 minute recess.

At 7:07 p.m. the Board reconvened to open session.

Public Hearing

Trustee Stotko opened the public hearing at 7:10 p.m. for the purpose of taking public comments on the AB 1200 collective bargaining agreement with Mesa Union Teachers' Association (MUTA). There were no public comments.

Trustee Stotko closed the public hearing at 7:10 p.m.

Public Hearing

Trustee Stotko opened the public hearing at 7:11 p.m. for the purpose of taking public comments on the AB 1200 collective bargaining agreement with Mesa Union Support Team (MUST). There were no public comments.

Trustee Stotko closed the public hearing at 7:11 p.m.

Superintendent's Report

Board Protocols: Mr. Turner presented the Board with the draft Board protocols that were developed at the last Board workshop. Mr. Turner reviewed the Superintendent's Board protocols and provided the Board with updates and changes that he made to each protocol. Mr. Turner also shared that he combined similar protocols and rearranged the order so that the protocols were listed to capture the importance of relationship, respect, open communication and focus on students. Mr. Turner further communicated that he would like to continue working with the Board to establish a clear Board vision. Mr. Turner asked that the Board review the presented draft protocols and reflect on the revisions. Mr. Turner encouraged the Board to communicate to him any additional revisions or updates they would like to make. Mr. Turner plans on providing the Board with the final draft for approval at the March Board meeting.

Local Control Accountability Report:
Mr. Turner reviewed the LCAP survey results with the Board. Mr. Turner communicated that he has received 112 survey responses. Mr. Turner also shared that members from the Parent Advisory Committee will be setting up a table after school to try to reach more parents to complete the survey. Mr. Turner reviewed and presented individual results from some of the survey questions that were asked. Some of individual results that Mr. Turner reviewed focused on student achievement, parent engagement, parent volunteerism, student connectedness in and out of school, and safe environments. Mr. Turner communicated that some of results were skewed since it only affected stakeholders.

Trustee Stotko asked if there was an open-ended question for student achievement since it had very similar results to electives. Mr. Turner did advise there was a section on the survey that included other responses, and he will be working on identifying the other programs that increased student achievement.

Trustee Crull asked if parents who answered the survey question regarding summer school had a follow-up question that indicated if their students participated in the summer school program. Mr. Turner advised that a follow-up question was not asked, but he anticipated a smaller response rate since only 114 students participated in summer school.

Trustee Stotko inquired if parents who completed the survey omit questions since some the questions were specific to certain stakeholders. Mr. Turner clarified that some questions were not answered by every respondent.

Trustee Stotko asked that Mr. Turner review with the Board the importance of the LCAP and the CDE requirements. Mr. Stoko shared that he feels the response rate is very small and it does not represent the District accurately.

Mr. Turner communicated with the Board how the LCAP affects school programs and funding. The LCAP affords stakeholders an opportunity to provide feedback and make recommendations to improved school programs. Mr. Turner stated that the District has the responsibility to reach out to the community to help determine what is important to all stakeholders. Mr. Turner shared that every month he works with the Parent Advisory Council and Parent English Learner Advisory Council to review, measure and shape the LCAP. He has been working with the Councils to develop the new LCAP that will recommended for approval at the June Board meeting.

The Board all agreed that it is important to obtain feedback and include the community in the development of the LCAP. It was suggested that the LCAP survey be shaped to include questions that provided more specific information regarding student participation and benefit from a particular program, and that the District consider having incentives for students who turn in the parent survey, which may increase the number of surveys being completed.

Mr. Turner thanked the Board for their suggestions and stated that he would continue to work on increasing participation on the LCAP survey.

Attendance Update: Mr. Turner shared an update of the current attendance report. Mr. Turner conveyed that the attendance rate had a slight decrease from last month to a 95.00% average attendance rate. Mr. Turner shared that it is flu season, which may have accounted for the slight decrease in attendance this month.

Trustee Stotko asked if the decrease in attendance could have been a result of parents having fear of sending their students to school. Some of the local school districts sent letters home to parents indicating that school was a safe environment regardless of their legal status. Mr. Turner communicated that he does not feel that has had an impact on the attendance rate. He has only had one occurrence where a parent inquired if their student could be excused to attend a rally. Mr. Turner shared that Dr. Bluestein continues to encourage perfect attendance, and has started providing incentives to students with perfect attendance. Dr. Bluestein took Trustee Brunett's idea of providing students with monthly perfect attendance tags.

Suspension Report: Mr. Turner shared an update of the monthly suspension report. There were two suspensions reported in the month of January.

Board Reports and Communications

Correspondence:
Trustee Stotko acknowledged receipt of the Ventura County Office of Education correspondence regarding the Mesa Union School District 1st Interim report. There were no comments.
Board members' reports and communication: None

Board members' interests and concerns: None

Consent Agenda

Consent Agenda:
Purchase Orders $62,268.52
Checks Totaling $172, 774.40
Fund Balances
Enrollment 614
Student of the Month Listing and Honor/Merit Roll for Elementary and the Junior High Awards and Honor/Merit Roll

The Consent Agenda was adopted by common consent.

Information
Parent English Learner Advisory Council (PELAC) Minutes

Mr. Turner presented the Parent English Learner Advisory Council (PELAC) Minutes of October 2016-January 2017. Mr. Turner informed the Board that is required that the minutes be presented and accepted by the Board annually, but he prefers to have the minutes approved twice year. Mr. Turner also communicated that the committee is required to meet five times a year, but the committee prefers to meet monthly.

Action/Discussion Items
2nd Interim Report

On motion of Trustee Sullivan, seconded by Trustee Brunett, and carried with a 5-0-0 vote, the 2nd Interim for period ending January 31, 2017 was adopted.
Vote:
Brunett: **Aye** Crull: **Aye** Rodriguez: **Aye** Stotko: **Aye** Sullivan: **Aye**
Ayes: **5** Noes: **0** Abstentions: **0** Absent: **0**

CBO, Tami Peterson, provided a presentation on the 2nd Interim report.

MUTA Tentative Agreement

On motion of Trustee Sullivan, seconded by Trustee Brunett, and carried with a 5-0-0 vote, the proposed collective bargaining agreement with Mesa Union Teachers' Association (MUTA) for the period of July 1, 2016-June 30, 2017 was approved.
Vote:
Brunett: **Aye** Crull: **Aye** Rodriguez: **Aye** Stotko: **Aye** Sullivan: **Aye**
Ayes: **5** Noes: **0** Abstentions: **0** Absent: **0**

MUTA Tentative Agreement

On motion of Trustee Brunett, seconded by Trustee Crull, and carried with a 5-0-0 vote, the proposed collective bargaining agreement with Mesa Union Support Team (MUST) for the period of July 1, 2016-June 30, 2017 was approved.
Vote:
Brunett: **Aye** Crull: **Aye** Rodriguez: **Aye** Stotko: **Aye** Sullivan: **Aye**
Ayes: **5** Noes: **0** Abstentions: **0** Absent: **0**

Resolution#16-17-06 Temporary Employee Notice of Release

On motion of Trustee Brunett, seconded by Trustee Rodriguez, and carried with a 5-0-0 vote, Resolution #16-17-06 Employee Notice of Release was adopted.
Vote:
Brunett: **Aye** Crull: **Aye** Rodriguez: **Aye** Stotko: **Aye** Sullivan: **Aye**
Ayes: **5** Noes: **0** Abstentions: **0** Absent: **0**

Winter Submission of the Consolidated Application (Con App)	On motion of Trustee Sullivan, seconded by Trustee Brunett, and carried with a 5-0-0 vote, the Winter Submission of the Consolidated Application (ConApp) was approved. **Vote:** Brunett: **Aye** Crull: **Aye** Rodriguez: **Aye** Stotko: **Aye** Sullivan: **Aye** Ayes: **5** Noes: **0** Abstentions: **0** Absent: **0**
Letter of Engagement with Vicenti, Lloyd & Stutzman, CPAs	On motion of Trustee Brunett, seconded by Trustee Sullivan, and carried with a 5-0-0 vote, the letter of terms of engagement for services provided by Vicenti, Lloyd & Stutzman, CPAs was approved was approved. **Vote:** Brunett: **Aye** Crull: **Aye** Rodriguez: **Aye** Stotko: **Aye** Sullivan: **Aye** Ayes: **5** Noes: **0** Abstentions: **0** Absent: **0**
2017-2018 Mesa Union School District Calendar	On motion of Trustee Sullivan, seconded by Trustee Rodriguez, and carried with a 5-0-0 vote, the 2017-2018 Mesa Union School District school calendar was adopted. **Vote:** Brunett: **Aye** Crull: **Aye** Rodriguez: **Aye** Stotko: **Aye** Sullivan: **Aye** Ayes: **5** Noes: **0** Abstentions: **0** Absent: **0**
2017-2018 Mesa Union Classified Employee Holiday Calendar	On motion of Trustee Brunett, seconded by Trustee Crull, and carried with 5-0-0 vote, the 2017-2018 Mesa Union School District Classified Employee Holiday Calendar was approved. **Vote:** Brunett: **Aye** Crull: **Aye** Rodriguez: **Aye** Stotko: **Aye** Sullivan: **Aye** Ayes: **5** Noes: **0** Abstentions: **0** Absent: **0**
2016-2017 Title III Plan	On motion of Trustee Sullivan, seconded by Trustee Crull, and carried with a 5-0-0 vote, the 2016-2017 Mesa Union School District Title III Plan was approved. **Vote:** Brunett: **Aye** Crull: **Aye** Rodriguez: **Aye** Stotko: **Aye** Sullivan: **Aye** Ayes: **5** Noes: **0** Abstentions: **0** Absent: **0**
2017 CSBA Delegate Assembly nominations	On motion of Trustee Brunett, seconded by Trustee Stotko, and carried with a 4-0-1 vote, the Board elected to nominate Christina (Tina) Urias and William Daniels as the CSBA Delegate Assembly nominees for Region 11-B. **Vote:** Brunett: **Aye** Crull: **Aye** Rodriguez: **Aye** Stotko: **Aye** Sullivan: **Abstain** Ayes: **4** Noes: **0** Abstentions: **1** Absent: **0**
Board Policy Adoption	On motion of Trustee Crull, seconded by Trustee Brunett, and carried with 5-0-0 vote, the December 2016 Board Policy Revisions in the sections listed below were adopted. **AR 1340**-Access to District Records **BP 3311, AR 3311**-Bids **BP 3311.1, AR 3311.1**-Uniform Public Construction Cost Accounting Procedures **AR 3311.2**- Lease-Leaseback Contracts **AR 3311.3**-Design-Build Contracts **AR 3311-4**-Procurement of Technological Equipment **AR 3543**-Transportation Safety and Emergencies

BP 4030, AR 4030-Nondiscrimination in Employment
BP 4119.11/4219.11/4319.11, AR 4119.11/4219.11/4319.11-Sexual Harrasment
BP 5030-Student Wellness
AR 5111.1-District Residency
BP 5116.2-Involuntary Student Transfers
BP 5141.21, AR 5141.21-Administering Medication and Monitoring Health Conditions
BP 6154-Homework/Makeup Work
BP 6164.6, AR 6164.6-Identification and Education Under Section 504
BB 9240-Board Training
BB 9323-Meeting Conduct
Vote:
Brunett: **Aye** Crull: **Aye** Rodriguez: **Aye** Stotko: **Aye** Sullivan: **Aye**
Ayes: **5** Noes: **0** Abstentions: **0** Absent: **0**

Board Policy Adoption Personnel

On motion of Trustee Brunett, seconded by Trustee Rodriguez, and carried with a 5-0-0 vote, the December 2016 Special Release Board Policy BP 3470-Debt Issuance and Management was adopted.
Vote:
Brunett: **Aye** Crull: **Aye** Rodriguez: **Aye** Stotko: **Aye** Sullivan: **Aye**
Ayes: **5** Noes: **0** Abstentions: **0** Absent: **0**

First Read Board Policy

The Board of Trustees were provided with Board Policy and Administrative Regulations for sections **BP 3430-**Investing, **AR 3430-**Investing, and **AR 3350**-Travel Expenses for first review. Policies will be brought back in March for Board adoption.

Personnel

On motion of Trustee Crull, seconded by Trustee Brunett, and carried with a 5-0-0 vote, the request of Kim Kuklenski for a 60% job share for the 2017-2018 school year was approved.
Vote:
Brunett: **Aye** Crull: **Aye** Rodriguez: **Aye** Stotko: **Aye** Sullivan: **Aye**
Ayes: **5** Noes: **0** Abstentions: **0** Absent: **0**

On motion of Trustee Brunett, seconded by Trustee Crull, and carried with a 5-0-0 vote, the request of Michele Waggoner to continue as a .50 FTE GATE/Intervention teacher for the 2017-2018 school year was approved.
Vote:
Brunett: **Aye** Crull: **Aye** Rodriguez: **Aye** Stotko: **Aye** Sullivan: **Aye**
Ayes: **5** Noes: **0** Abstentions: **0** Absent: **0**

On motion of Trustee Brunett, seconded by Trustee Crull, and carried with a 5-0-0 vote, the ratification to hire Melissa Cancino as an Instructional Assistant-Special Education, salary placement Range R2-011 effective February 14, 2017, was approved.
Vote:
Brunett: **Aye** Crull: **Aye** Rodriguez: **Aye** Stotko: **Aye** Sullivan: **Aye**
Ayes: **5** Noes: **0** Abstentions: **0** Absent: **0**

Future Items

Single Plan for Student Achievement
Board Protocols

Future Meeting	February 21, 2017, at 6:00 p.m., Regular Board Meeting
Adjournment	There being no further items of business, the Board adjourned at 8:24 p.m.

Superintendent's Report

March 21, 2017

Creating a Vision and Mission for Mesa Union… The Mesa Way

Establishing a Design Team

Who should be involved?

Mesa Union's Vision and Mission Design Team should be representative of all stakeholders/

Creating a Vision and Mission for Mesa Union… The Mesa Way

What are the desired outcomes?

Develop a Vision statement that is a collective expression of the District's aspirations. A vision is precise and easy to recall.

Develop a Mission statement that provides an overview of the steps to achieve the future vision.

Creating a Vision and Mission for Mesa Union… The Mesa Way

What is the time frame for adopting a vision and mission statement?

Introduce the completed vision to all stakeholders in September of 2017.

Introduce the completed mission statement to all stakeholders in December of 2017.

"Don't rush the vision statement; doing so leads to skepticism, stress, and distrust, which will lead to a statement that will eventually be ignored."

California School Dashboard

The California Way

California's **integrated accountability system** meets both state and federal requirements. The **multiple measures system** is based on student performance on state indicators and results in five **performance levels** (Blue, Green, Yellow, Orange, and Red). Performance levels are calculated based on how current performance (**Status**) compares to past performance (**Change**).

California School Dashboard

Key Messages

More than a single number	Equity	Supports Local Decision Making
A quality education is defined by **more** than a single test	**Increased** focus on addressing disparities among student groups	**More** information to support local strategic planning

State Indicators

- **Academic Indicator {ELA and Math} (Priority 4)**
- **English Learner Progress (Priority 4)**
- **Chronic Absenteeism (Priority 5)**
- Graduation Rates (Priority 5)
- **Suspension Rates (Priority 6)**
- College/Career (Priorities 7 and 8)

Performance Levels

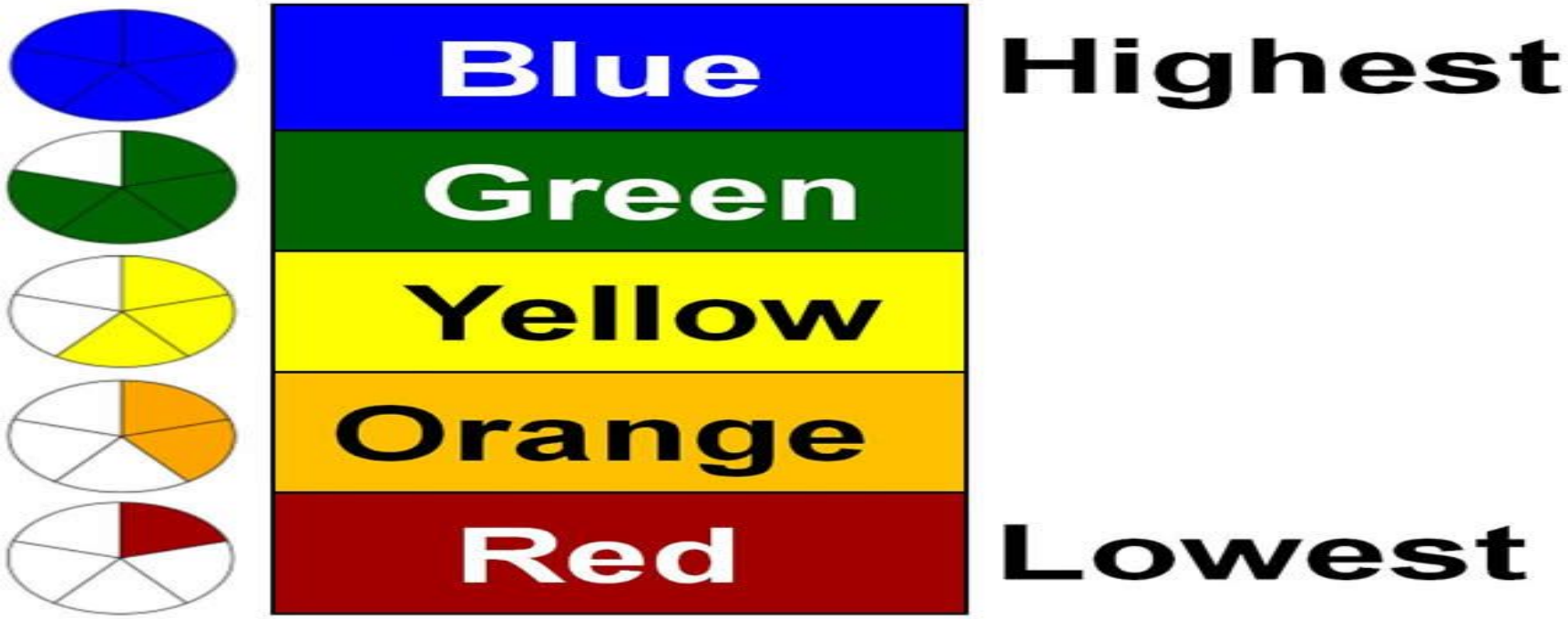

Mesa Union Indicators

State Indicators	All Students Performance	Status	Change
Chronic Absenteeism	N/A	N/A	N/A
Suspension Rate (K-12)		Low 1.4%	Declined -0.7%
English Learner Progress (K-12)		Medium 71.7%	Declined -6.5%
English Language Arts (3-8)		High 19.2 points above level 3	Increased +12.7 points
Mathematics (3-8)		High 0.7 points below level 3	Declined -3.8 points

Performance Levels: Blue (Highest) Green Yellow Orange Red (Lowest)

Mesa Union School District Monthly Attendance Report

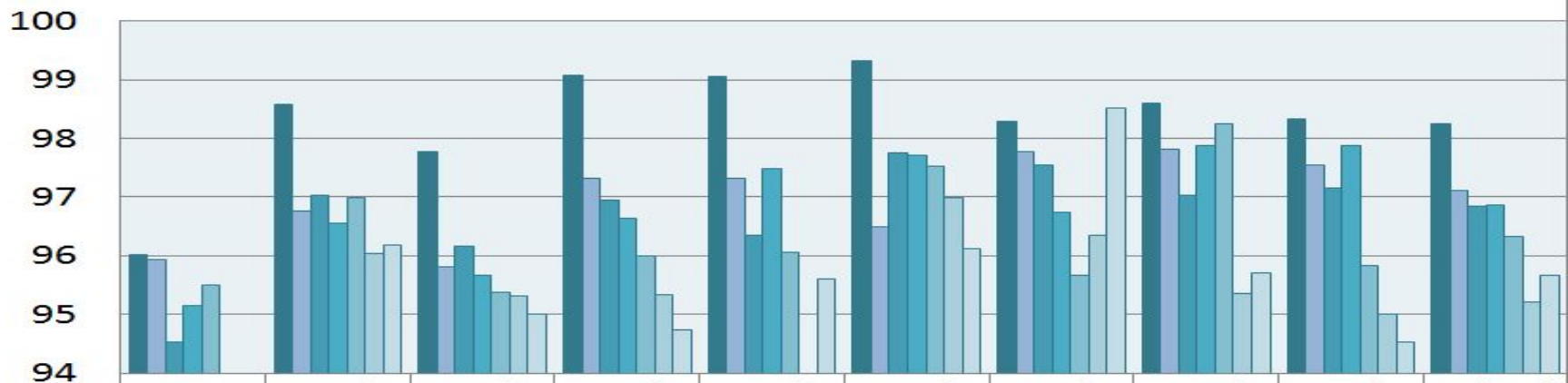

	Kinder	Grade 1	Grade 2	Grade 3	Grade 4	Grade 5	Grade 6	Grade 7	Grade 8	School Avg.
August	96.02	98.58	97.78	99.07	99.05	99.32	98.3	98.6	98.34	98.24
September	95.94	96.77	95.82	97.32	97.32	96.5	97.78	97.81	97.54	97.12
October	94.53	97.02	96.17	96.94	96.35	97.75	97.55	97.03	97.16	96.84
November	95.15	96.56	95.67	96.63	97.48	97.72	96.74	97.88	97.88	96.86
December	95.51	96.99	95.37	96	96.06	97.52	95.66	98.25	95.83	96.33
Janaury	93.93	96.03	95.31	95.34	93.61	96.99	96.34	95.35	95	95.22
February	93.06	96.18	95	94.74	95.6	96.12	98.51	95.7	94.53	95.66

Mesa Union School District Monthly Suspension Report

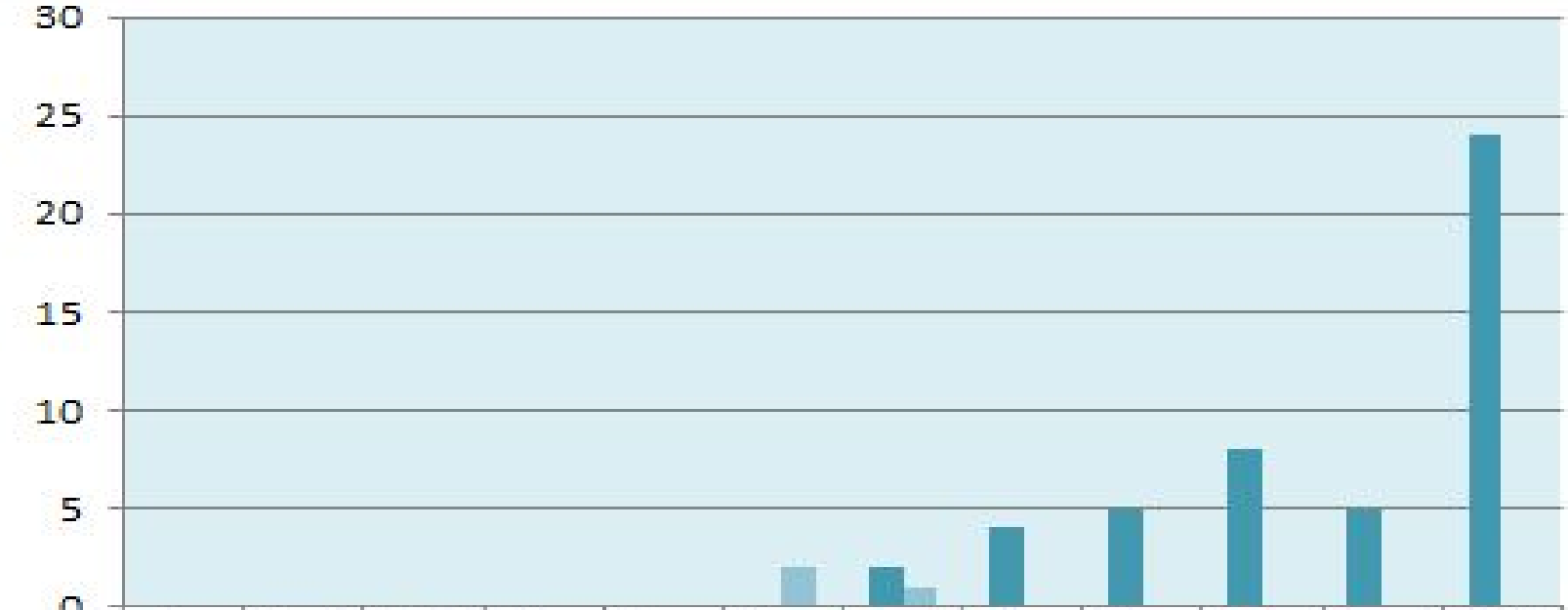

	Aug.	Sept.	Oct.	Nov.	Dec.	Jan.	Feb.	Mar.	Apr.	May	June	Total
2016	0	0	0	0	0	0	2	4	5	8	5	24
2017	0	0	0	0	0	2	1					

Suspension Report
2015-2017

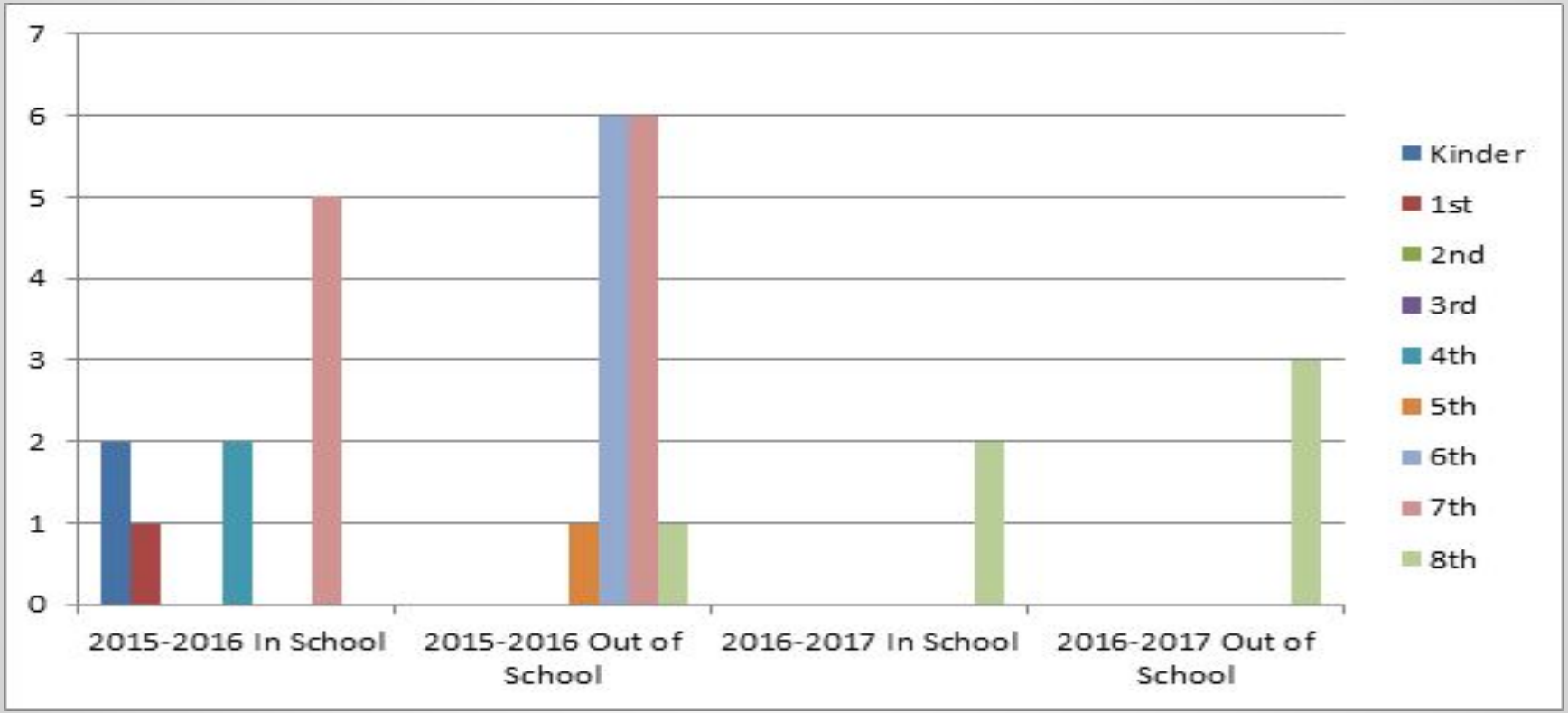

Includes Purchase Orders dated 02/01/2017 - 02/28/2017 **Board Meeting Date 3/21/2017**

PO Number	Vendor Name	Order Location	Object Description	Resource Description	Account Amount
B0317-00083	GOLDEN VALLEY CHARTER SCHOOL	MESA UNION	In-LieuTax	Unrestrict	1,210,756.00
B0317-00089	MJP TECHNOLOGIES, INC	MESA UNION	Mat'ls/Sup	Unrestrict	2,000.00
P0317-00228	PRO-FAB CONSTRUCTION, INC	MESA UNION	RntRprNCap	Unrestrict	43,500.00
P0317-00229	SCANTRON CORP	MESA UNION	Mat'ls/Sup	Unrestrict	34.87
P0317-00230	VTA CNTY OFFICE OF EDUCATION	MESA UNION	Prof Svc	NCLBIIILEP	4,306.50
P0317-00231	AMAZON.COM	MESA UNION	Mat'ls/Sup	Unrestrict	156.55
P0317-00232	AMAZON.COM	MESA UNION	Mat'ls/Sup	Unrestrict	53.74
P0317-00233	AMAZON.COM	MESA UNION	Mat'ls/Sup	Unrestrict	260.89
P0317-00234	AMAZON.COM	MESA UNION	Othr Books	Unrestrict	227.70
P0317-00235	BANK OF AMERICA	MESA UNION	Mat'ls/Sup	Unrestrict	64.65
P0317-00236	MARK-IT PLACE	MESA UNION	Mat'ls/Sup	Unrestrict	67.54
P0317-00237	CONSTANCE M. HALPERN MRS. FIGS BOOKWORM	MESA UNION	Mat'ls/Sup	Unrestrict	399.50
P0317-00238	VTA CNTY OFFICE OF EDUCATION	MESA UNION	EmployFees	Unrestrict	630.00
P0317-00239	BARON INDUSTRIES	MESA UNION	Mat'ls/Sup	Unrestrict	144.98
P0317-00240	J TAYLOR EDUCATION, INC.	MESA UNION	Mat'ls/Sup	Unrestrict	205.65
P0317-00241	MJP TECHNOLOGIES, INC	MESA UNION	NonCapEqui	Unrestrict	611.33
P0317-00242	MJP TECHNOLOGIES, INC	MESA UNION	NonCapEqui	Unrestrict	1,299.87
P0317-00243	MJP TECHNOLOGIES, INC	MESA UNION	NonCapEqui	Unrestrict	3,453.99
P0317-00244	BUSWEST	MESA UNION	Mat'ls/Sup	Transportation	2,112.01
P0317-00245	MJP TECHNOLOGIES, INC	MESA UNION	Bldgs	Unrestrict	546.32
P0317-00246	SCOTT & SONS ELECTRIC	MESA UNION	Bldgs	Unrestrict	779.60
P0317-00247	SCOTT & SONS ELECTRIC	MESA UNION	Bldgs	Unrestrict	2,100.00
P0317-00248	BUSWEST	MESA UNION	Mat'ls/Sup	Transportation	1,774.32
P0317-00249	AMAZON.COM	MESA UNION	Mat'ls/Sup	Unrestrict	353.99
P0317-00250	MAYAN HARDWOOD INC	MESA UNION	Mat'ls/Sup	Unrestrict	82.22
P0317-00251	VTA CNTY OCC MED CTR	MESA UNION	EmployFees	Transportation	25.00
P0317-00252	EDUCATIONAL DATA SYSTEMS	MESA UNION	Prof Svc	Unrestrict	150.00
P0317-00253	COUNTY OF VENTURA	MESA UNION	Prof Svc	Unrestrict	350.00
P0317-00254	COUNTY OF VENTURA	MESA UNION	RntRprNCap	Unrestrict	189.66
P0317-00255	VTA CNTY OFFICE OF EDUCATION	MESA UNION	EmployFees	Unrestrict	265.00
P0317-00256	PRO-FAB CONSTRUCTION, INC	MESA UNION	RntRprNCap	Unrestrict	2,250.00
		Total Number of POs	**31**	**Total**	**1,279,151.88**

Fund Recap

Fund	Description	PO Count	Amount
010	General Fund	29	1,233,401.88
140	Deferred Maintenance Fund	2	45,750.00
		Total	**1,279,151.88**

The preceding Purchase Orders have been issued in accordance with the District's Purchasing Policy and authorization of the Board of Trustees. It is recommended that the preceding Purchase Orders be approved and that payment be authorized upon delivery and acceptance of the items ordered.

Includes Purchase Orders dated 02/01/2017 - 02/28/2017 **Board Meeting Date 3/21/2017**

PO Changes

	New PO Amount	Fund/ Object	Description	Change Amount
B0316-00102	99,785.00	010-7142	General Fund/ExcssCostC	.00
B0317-00012	17,000.00	010-5899	General Fund/Legal	13,000.00-
B0317-00013	11,510.00	010-4300	General Fund/Mat'ls/Sup	1,954.67
B0317-00017	34,540.00	010-5600	General Fund/RntRprNCap	.00
B0317-00033	48,731.00	130-4700	Cafeteria Fund/Food	3,563.84
B0317-00084	5,162.50	010-5800	General Fund/Prof Svc	837.50-
			Total PO Changes	**8,318.99-**

The preceding Purchase Orders have been issued in accordance with the District's Purchasing Policy and authorization of the Board of Trustees. It is recommended that the preceding Purchase Orders be approved and that payment be authorized upon delivery and acceptance of the items ordered.

Checks Dated 02/01/2017 through 02/28/2017 **Board Meeting Date 3/21/2017**

Check Number	Check Date	Pay to the Order of	Fund-Object	Expensed Amount	Check Amount
5003809859	02/02/2017	ALERT COMMUNICATIONS	010-5800		183.25
5003809860	02/02/2017	ANIMAL & INSECT PEST MGMT INC	010-5506		650.00
5003809861	02/02/2017	DIAL SECURITY	010-5800		57.88
5003809862	02/02/2017	EMPIRE CLEANING SUPPLY	010-4300		289.58
5003809863	02/02/2017	GREEN THUMB INTL, INC	010-4300		216.98
5003809864	02/02/2017	HOUSE SANITARY SUPPLY	010-4300		250.97
5003809865	02/02/2017	MISSION LINEN SUPPLY	130-5600		45.44
5003809866	02/02/2017	MJP TECHNOLOGIES, INC	010-4400		798.45
5003809867	02/02/2017	RICOH USA, INC	010-5800		675.85
5003809868	02/02/2017	SO CA EDISON CO	010-5502		3,586.17
5003809869	02/02/2017	SOUTHWEST SCHOOL & OFFICE SPLY	010-4300		199.41
5003809870	02/06/2017	POOLE OIL COMPANY	010-4310		753.70
5003809871	02/07/2017	ALTA DENA DAIRY	130-4700		2,025.12
5003809872	02/07/2017	SELF-INSURED SCHOOLS OF CALIF	010-3701	2,461.90	
			010-9534	48,052.92	
			010-9537	1,449.13	51,963.95
5003809873	02/07/2017	UNDERWOOD FAMILY FARMS	130-4300		158.92
5003809874	02/07/2017	UNDERWOOD FAMILY FARMS	130-4300		129.16
5003809875	02/08/2017	Erica G. Magdaleno	010-4300		16.74
5003809876	02/08/2017	ART N' YOU	010-5800		1,629.61
5003809877	02/08/2017	DISCOVERY EDUCATION	010-5800		2,600.00
5003809878	02/08/2017	EMPIRE CLEANING SUPPLY	010-4300		1,595.58
5003809879	02/08/2017	FOX CANYON GROUNDWATER	010-5800		95.14
5003809880	02/08/2017	GODOY STUDIOS	010-5800		750.00
5003809881	02/08/2017	MARK-IT PLACE	010-4300		333.31
5003809882	02/08/2017	BRIAN EDWARD MAULHARDT MAULHARDT FLOW TESTING	010-5800		300.00
5003809883	02/08/2017	MISSION LINEN SUPPLY	130-5600		45.44
5003809884	02/08/2017	MJP TECHNOLOGIES, INC	010-5800		96.60
5003809885	02/08/2017	MJP TECHNOLOGIES, INC	010-5800		76.18
5003809886	02/08/2017	MJP TECHNOLOGIES, INC	010-5800		125.00
5003809887	02/08/2017	MJP TECHNOLOGIES, INC	010-5800		85.76
5003809888	02/08/2017	MJP TECHNOLOGIES, INC	010-5800		187.50
5003809889	02/08/2017	MJP TECHNOLOGIES, INC	010-5800		196.93
5003809890	02/08/2017	MJP TECHNOLOGIES, INC	010-5800		123.83
5003809891	02/08/2017	MJP TECHNOLOGIES, INC	010-5800		220.00
5003809892	02/08/2017	MJP TECHNOLOGIES, INC	010-4300		14,028.75
5003809893	02/08/2017	MJP TECHNOLOGIES, INC	010-5600		4,182.75
5003809894	02/08/2017	REVOLVING ACCOUNT	010-5903		15.11
5003809895	02/08/2017	SPARKLETTS	010-5504		31.97
5003809896	02/08/2017	SPARKLETTS	010-5504		21.98
5003809897	02/08/2017	STAR OF CA Ventura	010-5800		7,049.17
5003809898	02/08/2017	SYSCO VENTURA	130-4300	452.99	
			130-4700	2,885.84	3,338.83
5003809899	02/08/2017	VTA CNTY OFFICE OF EDUCATION	010-5800		4,306.50
5003809900	02/08/2017	VERIZON WIRELESS	010-5901		141.34

The preceding Checks have been issued in accordance with the District's Policy and authorization of the Board of Trustees. It is recommended that the preceding Checks be approved.

Checks Dated 02/01/2017 through 02/28/2017 **Board Meeting Date 3/21/2017**

Check Number	Check Date	Pay to the Order of	Fund-Object	Expensed Amount	Check Amount
5003809901	02/09/2017	VTA CNTY OFFICE OF EDUCATION	010-7142	1,366.00	
			010-9510	48,715.00	50,081.00
5003809902	02/13/2017	ALL COMMUNICATIONS	010-5600		105.00
5003809903	02/13/2017	AMAZON/SYNCHRONY BANK	010-4300		121.55
5003809904	02/13/2017	BANK OF AMERICA	010-4300	185.11	
			010-5800	139.88	324.99
5003809905	02/13/2017	CALIF DEPT OF EDUCATION	130-4700		161.20
5003809906	02/13/2017	COASTAL OCC MED GRP	010-5804		100.00
5003809907	02/13/2017	MJP TECHNOLOGIES, INC	010-4300		84.39
5003809908	02/13/2017	MJP TECHNOLOGIES, INC	010-4300		31.18
5003809909	02/13/2017	MJP TECHNOLOGIES, INC	010-4300		859.71
5003809910	02/13/2017	MODESTO & SON'S PUMPING	010-5600		2,600.00
5003809911	02/13/2017	REVOLVING ACCOUNT	010-4300		99.77
5003809912	02/13/2017	SYSCO VENTURA	010-4700	266.00	
			130-4300	175.24	
			130-4700	1,187.55	1,628.79
5003809913	02/13/2017	UNION BANK	511-7434		1,650.00
5003809914	02/22/2017	BARON INDUSTRIES	010-4300		144.98
5003809915	02/22/2017	BUSWEST	010-4300		1,774.32
5003809916	02/22/2017	CAROLINA BIOLOGICAL SUPPLY CO	010-4300		198.35
5003809917	02/22/2017	E.J. HARRISON ROLLOFFS	010-5505		70.22
5003809918	02/22/2017	GOLDEN VALLEY CHARTER SCHOOL	010-7221		52,527.90
5003809919	02/22/2017	HOUSE SANITARY SUPPLY	010-4300		69.92
5003809920	02/22/2017	MARK-IT PLACE	010-4300		67.54
5003809921	02/22/2017	MISSION LINEN SUPPLY	130-5600		45.44
5003809922	02/22/2017	MJP TECHNOLOGIES, INC	010-4400		3,453.99
5003809923	02/22/2017	MRS FIGS' BOOKWORM	010-4300		399.50
5003809924	02/22/2017	OFFICE DEPOT BUSINESS CREDIT	010-4300	1,114.79	
			010-5800	57.44	1,172.23
5003809925	02/22/2017	ORIENTAL TRADING COMPANY	010-4300	123.60	
			Unpaid Tax	8.63-	114.97
5003809926	02/22/2017	POOLE OIL COMPANY	010-4310		490.05
5003809927	02/22/2017	PRO-FAB CONSTRUCTION, INC	140-5600		43,500.00
5003809928	02/22/2017	REVOLVING ACCOUNT	010-5903		294.00
5003809929	02/22/2017	RICOH USA, INC	010-5800		847.04
5003809930	02/22/2017	SCANTRON CORP	010-4300		34.87
5003809931	02/22/2017	UNDERWOOD FAMILY FARMS	130-4300		743.51
5003809932	02/22/2017	VTA CNTY OFFICE OF EDUCATION	010-5220		100.00
5003809933	02/23/2017	CALIF LUTHERAN UNIVERSITY-CRLP	010-5220		7,200.00
5003809934	02/23/2017	MJP TECHNOLOGIES, INC	010-4400		611.33
5003809935	02/23/2017	MODESTO & SON'S PUMPING	010-5600		2,600.00
5003809936	02/23/2017	MODESTO & SON'S PUMPING	010-5600		2,600.00
5003809937	02/23/2017	POOLE OIL COMPANY	010-4310		696.66
5003809938	02/23/2017	SCOTT & SONS ELECTRIC	010-6200		779.60
5003809939	02/23/2017	VTA CNTY OCC MED CTR	010-5804		25.00

The preceding Checks have been issued in accordance with the District's Policy and authorization of the Board of Trustees. It is recommended that the preceding Checks be approved.

Checks Dated 02/01/2017 through 02/28/2017 — **Board Meeting Date 3/21/2017**

Check Number	Check Date	Pay to the Order of	Fund-Object	Expensed Amount	Check Amount
5003809940	02/23/2017	VTA CNTY OFFICE OF EDUCATION	010-5804		265.00
5003809941	02/24/2017	Leticia E. Cousino	010-4300		22.30
5003809942	02/24/2017	TAX DEFERRED SERVICES	010-9539		5,050.00
5003809943	02/28/2017	GOLDEN VALLEY CHARTER SCHOOL	010-8096		400,640.00
5003809944	02/28/2017	AMAZON/SYNCHRONY BANK	010-4200	227.70	
			010-4300	908.85	
			Unpaid Tax	6.38-	1,130.17
5003809945	02/28/2017	EmpireTherapeutic&CreativeServ	010-5800		2,970.00
5003809946	02/28/2017	HOME DEPOT CREDIT SERVICES	010-4300		1,439.56
5003809947	02/28/2017	J TAYLOR EDUCATION	010-4300		205.65
5003809948	02/28/2017	MISSION LINEN SUPPLY	130-5600		45.44
5003809949	02/28/2017	RICOH USA, INC	010-5600		2,329.26
5003809950	02/28/2017	SYSCO VENTURA	130-4300	211.41	
			130-4700	767.90	979.31
5003809951	02/28/2017	VTA CNTY OFFICE OF EDUCATION	010-5804		630.00
5003809952	02/28/2017	VCOE-TECH SERVICES	010-5902	41,100.00	
			010-8699	28,770.00-	12,330.00
		Total Number of Checks	**94**		**710,024.54**

Fund Recap

Fund	Description	Check Count	Expensed Amount
010	General Fund	81	655,808.95
130	Cafeteria Fund	12	9,080.60
140	Deferred Maintenance Fund	1	43,500.00
511	Bond Interest & Redem 67118381	1	1,650.00
	Total Number of Checks	**94**	710,039.55
	Less Unpaid Tax Liability		15.01-
	Net (Check Amount)		**710,024.54**

The preceding Checks have been issued in accordance with the District's Policy and authorization of the Board of Trustees. It is recommended that the preceding Checks be approved.

Fund 010 - General Fund — Fiscal Year 2016/17 Through February 2017

Object	Description	Adopted Budget	Revised Budget	Revenue	Balance	% Rcvd
Revenue Detail						
LCFF Revenue Sources						
8011	Rev Lim/LCFF	2,918,523.00	2,910,114.00	1,882,984.00	1,027,130.00	64.70
8012	Education Protection Act	742,273.00	742,714.00	374,556.00	368,158.00	50.43
8019	Revenue Limit State Aid Prior			88,011.00	88,011.00-	NO BDGT
8021	Homeowners' Exemption	17,603.00	18,173.00	8,745.30	9,427.70	48.12
8041	Secured Rolls Tax	2,062,498.00	2,117,449.00	1,193,297.84	924,151.16	56.36
8042	Unsecured Roll Taxes	73,186.00	75,958.00	67,030.24	8,927.76	88.25
8043	Prior Years' Taxes	4,231.00	3,412.00	4,557.75	1,145.75-	133.58
8044	Supplemental Taxes	60,655.00	72,871.00	49,076.41	23,794.59	67.35
8045	Education Rev Augmentation Fd	88,600.00	13,899.00	72,199.60	58,300.60-	519.46
8096	Charter School Trans In Lieu P	1,271,876.00-	1,262,170.00-	813,681.00-	448,489.00-	64.47
	Total LCFF Revenue Sources	**4,695,693.00**	**4,692,420.00**	**2,926,777.14**	**1,765,642.86**	**62.37**
Federal Revenue						
8181	Special Education Entitlement	222,291.00	222,291.00	1,825.01	220,465.99	0.82
8182	Special Education Discretiona	2,117.00	2,117.00		2,117.00	
8290	All Other Federal Revenue	87,269.00	80,872.00	17,820.03	63,051.97	22.03
	Total Federal Revenue	**311,677.00**	**305,280.00**	**19,645.04**	**285,634.96**	**6.44**
Other State Revenues						
8550	Mandated Cost Reimbursements	141,686.00	141,065.00	120,201.00	20,864.00	85.21
8560	State Lottery Revenue	110,007.00	121,106.00	33,055.90	88,050.10	27.30
8590	All Other State Revenues		147.00	146.79	.21	99.86
	Total Other State Revenues	**251,693.00**	**262,318.00**	**153,403.69**	**108,914.31**	**58.48**
Other Local Revenue						
8601	InterDistrict Transfers			168.31	168.31-	NO BDGT
8660	Interest	5,200.00	5,200.00	5,607.40	407.40-	107.83
8677	Interagency Services Between L	53,397.00	53,397.00		53,397.00	
8689	All Other Fees and Contracts	20,800.00	20,800.00	10,405.96	10,394.04	50.03
8699	All Other Local Revenue	50,531.00	93,654.00	49,864.89	43,789.11	53.24
8792	Transfers of Apportionments Fr	564,918.00	674,643.00	353,481.00	321,162.00	52.40
	Total Other Local Revenue	**694,846.00**	**847,694.00**	**419,527.56**	**428,166.44**	**49.49**
	Total Year To Date Revenues	**5,953,909.00**	**6,107,712.00**	**3,519,353.43**	**2,588,358.57**	**57.62**

Object	Description	Adopted Budget	Revised Budget	Encumbrance	Actual	Balance	% Used
Expenditure Detail							

Selection Grouped by Account Type - Sorted by Org, Fund, Object, Filtered by (Org = 603, Starting Period = 1, Ending Account Period = 8, Stmt Option? = R, Zero Amounts? = N, SACS? = N, Restricted? = Y)

Fund 010 - General Fund							Fiscal Year 2016/17 Through February 2017
Object	Description	Adopted Budget	Revised Budget	Encumbrance	Actual	Balance	% Used
Expenditure Detail (continued)							
Certificated Salaries							
1100	Teachers' Salaries	2,000,621.00	1,974,841.00	637,507.00	1,192,139.51	145,194.49	60.37
1110	Substitute Teacher	49,350.00	63,530.00		40,042.50	23,487.50	63.03
1130	Stipend	13,630.00	21,225.00		9,930.00	11,295.00	46.78
1140	Extra Duty	50,488.00	84,315.00		47,717.18	36,597.82	56.59
1200	Certificated Pupil Support Sal	39,376.00	55,224.00	16,582.80	36,348.21	2,292.99	65.82
1301	Superintendent	157,000.00	164,850.00	52,333.36	104,666.72	7,849.92	63.49
1303	Principal	107,274.00	111,013.00	35,258.00	70,516.00	5,239.00	63.52
1900	Other Certificated Salaries	1,540.00	770.00			770.00	
1940	Extra Duty-Parent Technology		105.00		105.00		100.00
	Total Certificated Salaries	**2,419,279.00**	**2,475,873.00**	**741,681.16**	**1,501,465.12**	**232,726.72**	**60.64**
Classified Salaries							
2100	Instructional Aides' Salaries	106,198.00	110,116.00	30,606.48	59,367.85	20,141.67	53.91
2110	Substitute Aide	2,125.00	2,485.00		2,826.89	341.89-	113.76
2130	Extra Duty Aide	1,200.00	2,235.00		2,230.87	4.13	99.82
2150	Instructional Aide Overtime		2,382.00		2,338.71	43.29	98.18
2200	Classified Support Salaries	329,867.00	340,150.00	109,240.20	201,913.04	28,996.76	59.36
2214	Substitute Maintenance		1,785.00		2,146.44	361.44-	120.25
2216	Substitute Bus Driver	427.00	427.00			427.00	
2218	Substitute Lib/Comp Res		448.00		658.53	210.53-	146.99
2250	Classified Support Overtime	10,000.00	23,912.00		21,661.72	2,250.28	90.59
2400	Clerical and Office Salaries	148,194.00	161,896.00	51,491.52	98,859.70	11,544.78	61.06
2410	Clerical Sub	190.00	190.00		108.36	81.64	57.03
2450	Clerical/Office Overtime	8,741.00	13,185.00		14,060.46	875.46-	106.64
2900	Other Classified Salaries	49,303.00	55,726.00	16,240.26	29,602.46	9,883.28	53.12
2910	Substitute Noon Duty		290.00		289.10	.90	99.69
2950	OTHER CLASS OVERTIME	175.00	234.00		243.24	9.24-	103.95
	Total Classified Salaries	**656,420.00**	**715,461.00**	**207,578.46**	**436,307.37**	**71,575.17**	**60.98**
Employee Benefits							
3101	STRS, certificated positions	304,347.00	312,225.00	93,303.48	186,964.27	31,957.25	59.88
3102	STRS, classified positions	3,820.00	3,820.00	1,389.16	2,530.51	99.67-	66.24
3202	PERS, classified positions	82,798.00	89,164.00	25,615.78	48,865.17	14,683.05	54.80
3301	OASDI/Medicare/Alternative, ce	35,862.00	36,358.00	10,298.84	21,775.49	4,283.67	59.89
3302	OASDI/Medicare/Alternative, cl	46,784.00	52,527.00	14,341.15	30,822.22	7,363.63	58.68
3401	Health & Welfare Benefits, cer	294,512.00	281,734.00	107,239.44	170,857.97	3,636.59	60.65
3402	Health & Welfare Benefits, cla	124,684.00	132,338.00	47,541.72	70,574.06	14,222.22	53.33

Fund 010 - General Fund							Fiscal Year 2016/17 Through February 2017
Object	Description	Adopted Budget	Revised Budget	Encumbrance	Actual	Balance	% Used
Expenditure Detail (continued)							
Employee Benefits (continued)							
3501	SUI, certificated positions	1,175.00	1,196.00	355.08	724.74	116.18	60.60
3502	SUI, classified positions	316.00	353.00	97.60	208.84	46.56	59.16
3601	Work Comp Ins, certificated po	59,919.00	61,317.00	18,371.36	37,190.50	5,755.14	60.65
3602	Work Comp Ins, classified posi	15,664.00	17,115.00	5,133.40	10,789.86	1,191.74	63.04
3701	Retiree Benefits, certificated		27,368.00		19,533.20	7,834.80	71.37
	Total Employee Benefits	**969,881.00**	**1,015,515.00**	**323,687.01**	**600,836.83**	**90,991.16**	**59.17**
Books and Supplies							
4100	Textbooks	126,000.00	130,827.00	11,662.01	112,726.46	6,438.53	86.16
4200	Books Other Than Textbooks		2,857.00		2,843.45	13.55	99.53
4300	Materials and Supplies	135,450.00	191,649.00	24,939.09	160,599.56	6,110.35	83.80
4310	Bus Fuel	12,000.00	12,000.00	4,961.62	7,029.84	8.54	58.58
4319	Supplies Undesignated	83,941.00	47,986.00			47,986.00	
4400	Non-Capitalized Equipment	80,750.00	62,892.00	6,389.28	55,946.18	556.54	88.96
4700	Food	4,000.00	4,000.00	344.45	3,655.55		91.39
	Total Books and Supplies	**442,141.00**	**452,211.00**	**48,296.45**	**342,801.04**	**61,113.51**	**75.81**
Services and Other Operating Expenditures							
5100	Sub Agreements for Prof Servic	66,680.00	76,511.00		4,436.71	72,074.29	5.80
5200	Travel and Conferences	600.00	500.00		472.28	27.72	94.46
5201	Car Allowance	4,800.00	2,400.00	800.00	1,600.00		66.67
5220	STAFF DEVELOPMENT	12,900.00	20,987.00	1,675.91	11,355.00	7,956.09	54.10
5300	Dues and Memberships	7,186.00	7,841.00		7,828.88	12.12	99.85
5450	Other Insurance	31,731.00	31,237.00		31,235.69	1.31	100.00
5501	Natural Gas	5,750.00	5,750.00	1,659.80	3,340.20	750.00	58.09
5502	Electricity	65,290.00	60,290.00	26,180.43	33,819.57	290.00	56.09
5504	Water	6,250.00	6,250.00	3,033.66	3,166.34	50.00	50.66
5505	Rubbish	5,455.00	6,955.00	392.67	6,562.33		94.35
5506	Pest Control	2,460.00	9,390.00	4,963.00	5,927.00	1,500.00-	63.12
5600	Rentals,Leases,Repairs & Nonca	90,978.00	104,944.00	13,599.76	89,406.12	1,938.12	85.19
5750	Direct Costs for Interfund Ser		475.00-		471.20-	3.80-	99.20
5800	Professnl/Consult Serv & Opera	294,174.00	365,806.00	114,494.62	199,598.14	51,713.24	54.56
5801	Audit	20,400.00	20,400.00	3,750.00	5,750.00	10,900.00	28.19
5803	Business Services Authority	123,087.00	123,087.00	82,058.00	41,029.00		33.33
5804	Employment Fees	2,200.00	2,915.00	480.00	2,125.00	310.00	72.90
5819	Holding	31,930.00					NO BDGT
5899	Legal Services	47,000.00	32,000.00	7,229.72	24,770.28		77.41

Fund 010 - General Fund							Fiscal Year 2016/17 Through February 2017
Object	Description	Adopted Budget	Revised Budget	Encumbrance	Actual	Balance	% Used
Expenditure Detail (continued)							
Services and Other Operating Expenditures (continued)							
5901	Phone Services	6,275.00	8,634.00	1,312.09	4,980.00	2,341.91	57.68
5902	Internet Services	21,000.00	42,700.00	79.52	42,620.48		99.81
5903	Postage	3,120.00	2,620.00		1,622.62	997.38	61.93
	Total Services and Other Operating Expenditures	**849,266.00**	**930,742.00**	**261,709.18**	**521,174.44**	**147,858.38**	**56.00**
Capital Outlay							
6200	Buildings and Improvement of B		3,427.00	2,646.32	779.60	1.08	22.75
6400	Equipment		18,102.00			18,102.00	
	Total Capital Outlay	**.00**	**21,529.00**	**2,646.32**	**779.60**	**18,103.08**	**3.62**
Tuition							
7141	Other Tuition/Excess Costs to	138,589.00	138,589.00			138,589.00	
7142	Other Tuition/Excess Costs to	174,201.00	143,437.00		8,842.30	134,594.70	6.16
	Total Tuition	**312,790.00**	**282,026.00**	**.00**	**8,842.30**	**273,183.70**	**3.14**
Other Transfers Out							
7221	Transfers of Apportionments to	423,964.00	423,964.00	217,552.35	206,411.65		48.69
	Total Other Transfers Out	**423,964.00**	**423,964.00**	**217,552.35**	**206,411.65**	**.00**	**48.69**
Transfers of Indirect/direct support costs							
7350	Direct Support/Indirect Costs	1,412.00-	1,412.00-			1,412.00-	
	Total Transfers of Indirect/direct support costs	**1,412.00-**	**1,412.00-**	**.00**	**.00**	**1,412.00-**	
	Total Year To Date Expenditures	**6,072,329.00**	**6,315,909.00**	**1,803,150.93**	**3,618,618.35**	**894,139.72**	**57.29**

Fund 010 - General Fund						Fiscal Year 2016/17 Through February 2017
Description	Adopted Budget	Revised Budget	Encumbrance	Actual	Budget Balance	% of Budget
Revenues, Expenditures, and Changes in Fund Balance						
A. Revenues	5,953,909.00	6,107,712.00		3,519,353.43	2,588,358.57	57.62
B. Expenditures	6,072,329.00	6,315,909.00	1,803,150.93	3,618,618.35	894,139.72	57.29
C. Subtotal (Revenue LESS Expense)	118,420.00-	208,197.00-		99,264.92-	1,694,218.85	
D. Other Financing Sources and Uses						
Sources						
LESS Uses						
E. Net Change in Fund Balance	118,420.00-	208,197.00-		99,264.92-	1,694,218.85	
F. Fund Balance:						
Beginning Balance (9791)	2,005,845.00	1,961,982.00		1,961,980.98		
Audit Adjustments (9793)						
Other Restatements (9795)						
Adjusted Beginning Balance	2,005,845.00	1,961,982.00		1,961,980.98		
G. Calculated Ending Balance	1,887,425.00	1,753,785.00		1,862,716.06		
*Components of Ending Fund Balance						
Legally Restricted (9740)	219,876.00	167,119.00				
Other Designations (9780)						
Undesig/Unapprop (9790)	1,363,933.00	1,272,937.00				
Other	303,616.00	313,729.00		1,803,150.93		

Fund 130 - Cafeteria Fund — Fiscal Year 2016/17 Through February 2017

Object	Description	Adopted Budget	Revised Budget	Revenue	Balance	% Rcvd
Revenue Detail						
Federal Revenue						
8220	Child Nutrition Programs	102,740.00	109,137.00	41,754.42	67,382.58	38.26
	Total Federal Revenue	**102,740.00**	**109,137.00**	**41,754.42**	**67,382.58**	**38.26**
Other State Revenues						
8520	Child Nutrition Programs	8,143.00	8,716.00	3,225.27	5,490.73	37.00
	Total Other State Revenues	**8,143.00**	**8,716.00**	**3,225.27**	**5,490.73**	**37.00**
Other Local Revenue						
8634	Food Services Sales	55,482.00	53,625.00	21,365.86	32,259.14	39.84
8660	Interest	115.00	160.00	97.14	62.86	60.71
	Total Other Local Revenue	**55,597.00**	**53,785.00**	**21,463.00**	**32,322.00**	**39.91**
	Total Year To Date Revenues	**166,480.00**	**171,638.00**	**66,442.69**	**105,195.31**	**38.71**

Object	Description	Adopted Budget	Revised Budget	Encumbrance	Actual	Balance	% Used
Expenditure Detail							
Classified Salaries							
2200	Classified Support Salaries	43,997.00	44,052.00	14,788.24	24,169.75	5,094.01	54.87
2212	Subsitute Cafeteria Worker	4,740.00	4,740.00		1,596.50	3,143.50	33.68
2250	Classified Support Overtime	2,445.00	5,139.00		3,969.30	1,169.70	77.24
2400	Clerical and Office Salaries	4,536.00	5,025.00	1,776.52	3,025.60	222.88	60.21
	Total Classified Salaries	**55,718.00**	**58,956.00**	**16,564.76**	**32,761.15**	**9,630.09**	**55.57**
Employee Benefits							
3202	PERS, classified positions	7,614.00	8,179.00	2,300.52	4,296.95	1,581.53	52.54
3302	OASDI/Medicare/Alternative, cl	3,486.00	4,719.00	1,103.76	2,169.64	1,445.60	45.98
3402	Health & Welfare Benefits, cla	17,725.00	8,261.00	4,363.12	9,953.33	6,055.45-	120.49
3502	SUI, classified positions	23.00	31.00	7.20	14.13	9.67	45.58
3602	Work Comp Ins, classified posi	1,308.00	1,387.00	409.64	810.20	167.16	58.41
	Total Employee Benefits	**30,156.00**	**22,577.00**	**8,184.24**	**17,244.25**	**2,851.49-**	**76.38**
Books and Supplies							
4300	Materials and Supplies	10,010.00	10,010.00	1,575.67	8,038.82	395.51	80.31
4700	Food	60,509.00	63,637.00	20,972.48	34,258.52	8,406.00	53.83
	Total Books and Supplies	**70,519.00**	**73,647.00**	**22,548.15**	**42,297.34**	**8,801.51**	**57.43**
Services and Other Operating Expenditures							
5220	STAFF DEVELOPMENT	213.00					NO BDGT
5600	Rentals,Leases,Repairs & Nonca	4,885.00	4,000.00	1,542.74	1,386.26	1,071.00	34.66

Fund 130 - Cafeteria Fund							Fiscal Year 2016/17 Through February 2017
Object	Description	Adopted Budget	Revised Budget	Encumbrance	Actual	Balance	% Used
Expenditure Detail (continued)							
Services and Other Operating Expenditures (continued)							
5800	Professnl/Consult Serv & Opera	821.00	821.00		659.00	162.00	80.27
	Total Services and Other Operating Expenditures	**5,919.00**	**4,821.00**	**1,542.74**	**2,045.26**	**1,233.00**	**42.42**
Transfers of Indirect/direct support costs							
7350	Direct Support/Indirect Costs	1,412.00	1,412.00			1,412.00	
	Total Transfers of Indirect/direct support costs	**1,412.00**	**1,412.00**	**.00**	**.00**	**1,412.00**	
	Total Year To Date Expenditures	**163,724.00**	**161,413.00**	**48,839.89**	**94,348.00**	**18,225.11**	**58.45**

Fund 130 - Cafeteria Fund						Fiscal Year 2016/17 Through February 2017
Description	Adopted Budget	Revised Budget	Encumbrance	Actual	Budget Balance	% of Budget
Revenues, Expenditures, and Changes in Fund Balance						
A. Revenues	166,480.00	171,638.00		66,442.69	105,195.31	38.71
B. Expenditures	163,724.00	161,413.00	48,839.89	94,348.00	18,225.11	58.45
C. Subtotal (Revenue LESS Expense)	2,756.00	10,225.00		27,905.31-	86,970.20	
D. Other Financing Sources and Uses						
Sources						
LESS Uses						
E. Net Change in Fund Balance	2,756.00	10,225.00		27,905.31-	86,970.20	
F. Fund Balance:						
Beginning Balance (9791)	51,610.00	64,549.00		64,548.93		
Audit Adjustments (9793)						
Other Restatements (9795)						
Adjusted Beginning Balance	51,610.00	64,549.00		64,548.93		
G. Calculated Ending Balance	54,366.00	74,774.00		36,643.62		
*Components of Ending Fund Balance						
Legally Restricted (9740)	54,366.00	74,774.00				
Other Designations (9780)						
Undesig/Unapprop (9790)						
Other				48,839.89		

Fund 140 - Deferred Maintenance Fund — Fiscal Year 2016/17 Through February 2017

Object	Description	Adopted Budget	Revised Budget	Revenue	Balance	% Rcvd
Revenue Detail						
Other Local Revenue						
8660	Interest	380.00	380.00	191.02	188.98	50.27
	Total Other Local Revenue	**380.00**	**380.00**	**191.02**	**188.98**	**50.27**
	Total Year To Date Revenues	**380.00**	**380.00**	**191.02**	**188.98**	**50.27**

Object	Description	Adopted Budget	Revised Budget	Encumbrance	Actual	Balance	% Used
Expenditure Detail							
Services and Other Operating Expenditures							
5600	Rentals,Leases,Repairs & Nonca	15,000.00	55,275.00	2,250.00	53,025.00		95.93
5607	Plumbing	15,000.00					NO BDGT
	Total Services and Other Operating Expenditures	**30,000.00**	**55,275.00**	**2,250.00**	**53,025.00**	**.00**	**95.93**
	Total Year To Date Expenditures	**30,000.00**	**55,275.00**	**2,250.00**	**53,025.00**	**.00**	**95.93**

Fund 140 - Deferred Maintenance Fund						Fiscal Year 2016/17 Through February 2017
Description	Adopted Budget	Revised Budget	Encumbrance	Actual	Budget Balance	% of Budget
Revenues, Expenditures, and Changes in Fund Balance						
A. Revenues	380.00	380.00		191.02	188.98	50.27
B. Expenditures	30,000.00	55,275.00	2,250.00	53,025.00		95.93
C. Subtotal (Revenue LESS Expense)	29,620.00-	54,895.00-		52,833.98-	188.98	
D. Other Financing Sources and Uses						
Sources						
LESS Uses						
E. Net Change in Fund Balance	29,620.00-	54,895.00-		52,833.98-	188.98	
F. Fund Balance:						
Beginning Balance (9791)	106,330.00	107,097.00		107,096.54		
Audit Adjustments (9793)						
Other Restatements (9795)						
Adjusted Beginning Balance	106,330.00	107,097.00		107,096.54		
G. Calculated Ending Balance	76,710.00	52,202.00		54,262.56		
*Components of Ending Fund Balance						
Legally Restricted (9740)						
Other Designations (9780)						
Undesig/Unapprop (9790)						
Other	76,710.00	52,202.00		2,250.00		

Fund 150 - Pupil Transportation Equipment — Fiscal Year 2016/17 Through February 2017

Object	Description	Adopted Budget	Revised Budget	Revenue	Balance	% Rcvd
Revenue Detail						
Other Local Revenue						
8660	Interest	60.00	60.00	38.65	21.35	64.42
	Total Other Local Revenue	**60.00**	**60.00**	**38.65**	**21.35**	**64.42**
	Total Year To Date Revenues	**60.00**	**60.00**	**38.65**	**21.35**	**64.42**

Fund 150 - Pupil Transportation Equipment						Fiscal Year 2016/17 Through February 2017
Description	Adopted Budget	Revised Budget	Encumbrance	Actual	Budget Balance	% of Budget
Revenues, Expenditures, and Changes in Fund Balance						
A. Revenues	60.00	60.00		38.65	21.35	64.42
B. Expenditures						
C. Subtotal (Revenue LESS Expense)	60.00	60.00		38.65	21.35	
D. Other Financing Sources and Uses						
Sources						
LESS Uses						
E. Net Change in Fund Balance	60.00	60.00		38.65	21.35	
F. Fund Balance:						
Beginning Balance (9791)	19,910.00	19,957.00		19,957.03		
Audit Adjustments (9793)						
Other Restatements (9795)						
Adjusted Beginning Balance	19,910.00	19,957.00		19,957.03		
G. Calculated Ending Balance	19,970.00	20,017.00		19,995.68		
*Components of Ending Fund Balance						
Legally Restricted (9740)						
Other Designations (9780)						
Undesig/Unapprop (9790)						
Other	19,970.00	20,017.00				

Fund 171 - S/R Capital Outlay-Technology						Fiscal Year 2016/17 Through February 2017
Description	Adopted Budget	Revised Budget	Encumbrance	Actual	Budget Balance	% of Budget
Revenues, Expenditures, and Changes in Fund Balance						
A. Revenues						
B. Expenditures						
C. Subtotal (Revenue LESS Expense)						
D. Other Financing Sources and Uses						
Sources						
LESS Uses						
E. Net Change in Fund Balance						
F. Fund Balance:						
Beginning Balance (9791)	50,036.00	50,036.00		50,036.01		
Audit Adjustments (9793)						
Other Restatements (9795)						
Adjusted Beginning Balance	50,036.00	50,036.00		50,036.01		
G. Calculated Ending Balance	50,036.00	50,036.00		50,036.01		
*Components of Ending Fund Balance						
Legally Restricted (9740)						
Other Designations (9780)						
Undesig/Unapprop (9790)						
Other	50,036.00	50,036.00				

Fund 173 - S/R Capital Outlay-Equipment						Fiscal Year 2016/17 Through February 2017
Object	Description	Adopted Budget	Revised Budget	Revenue	Balance	% Rcvd
Revenue Detail						
Other Local Revenue						
8660	Interest	32.00	32.00	20.76	11.24	64.88
	Total Other Local Revenue	**32.00**	**32.00**	**20.76**	**11.24**	**64.88**
	Total Year To Date Revenues	**32.00**	**32.00**	**20.76**	**11.24**	**64.88**

Fund 173 - S/R Capital Outlay-Equipment						Fiscal Year 2016/17 Through February 2017
Description	Adopted Budget	Revised Budget	Encumbrance	Actual	Budget Balance	% of Budget
Revenues, Expenditures, and Changes in Fund Balance						
A. Revenues	32.00	32.00		20.76	11.24	64.88
B. Expenditures						
C. Subtotal (Revenue LESS Expense)	32.00	32.00		20.76	11.24	
D. Other Financing Sources and Uses						
Sources						
LESS Uses						
E. Net Change in Fund Balance	32.00	32.00		20.76	11.24	
F. Fund Balance:						
Beginning Balance (9791)	10,581.00	10,602.00		10,601.96		
Audit Adjustments (9793)						
Other Restatements (9795)						
Adjusted Beginning Balance	10,581.00	10,602.00		10,601.96		
G. Calculated Ending Balance	10,613.00	10,634.00		10,622.72		
*Components of Ending Fund Balance						
Legally Restricted (9740)						
Other Designations (9780)						
Undesig/Unapprop (9790)						
Other	10,613.00	10,634.00				

Fund 211 - Building Fund						Fiscal Year 2016/17 Through February 2017
Description	Adopted Budget	Revised Budget	Encumbrance	Actual	Budget Balance	% of Budget
Revenues, Expenditures, and Changes in Fund Balance						
A. Revenues						
B. Expenditures						
C. Subtotal (Revenue LESS Expense)						
D. Other Financing Sources and Uses						
Sources						
LESS Uses						
E. Net Change in Fund Balance						
F. Fund Balance:						
Beginning Balance (9791)	6.00					
Audit Adjustments (9793)						
Other Restatements (9795)						
Adjusted Beginning Balance	6.00	.00		.00		
G. Calculated Ending Balance	6.00	.00		.00		
*Components of Ending Fund Balance						
Legally Restricted (9740)						
Other Designations (9780)						
Undesig/Unapprop (9790)						
Other	6.00					

Fund 251 - Developer Fees							Fiscal Year 2016/17 Through February 2017
Object	Description	Adopted Budget	Revised Budget		Revenue	Balance	% Rcvd
Revenue Detail							
Other Local Revenue							
8660	Interest	185.00	250.00		140.81	109.19	56.32
8681	Mitigation/Developer Fees		12,751.00		15,706.54	2,955.54-	123.18
	Total Other Local Revenue	**185.00**	**13,001.00**		**15,847.35**	**2,846.35-**	**121.89**
	Total Year To Date Revenues	**185.00**	**13,001.00**		**15,847.35**	**2,846.35-**	**121.89**

Object	Description	Adopted Budget	Revised Budget	Encumbrance	Actual	Balance	% Used
Expenditure Detail							
Services and Other Operating Expenditures							
5750	Direct Costs for Interfund Ser		475.00		471.20	3.80	99.20
5800	Professnl/Consult Serv & Opera	2,200.00	2,200.00			2,200.00	
	Total Services and Other Operating Expenditures	**2,200.00**	**2,675.00**	**.00**	**471.20**	**2,203.80**	**17.61**
	Total Year To Date Expenditures	**2,200.00**	**2,675.00**	**.00**	**471.20**	**2,203.80**	**17.61**

Fund 251 - Developer Fees						Fiscal Year 2016/17 Through February 2017
Description	Adopted Budget	Revised Budget	Encumbrance	Actual	Budget Balance	% of Budget
Revenues, Expenditures, and Changes in Fund Balance						
A. Revenues	185.00	13,001.00		15,847.35	2,846.35-	121.89
B. Expenditures	2,200.00	2,675.00		471.20	2,203.80	17.61
C. Subtotal (Revenue LESS Expense)	2,015.00-	10,326.00		15,376.15	5,050.15-	
D. Other Financing Sources and Uses						
Sources						
LESS Uses						
E. Net Change in Fund Balance	2,015.00-	10,326.00		15,376.15	5,050.15-	
F. Fund Balance:						
Beginning Balance (9791)	63,540.00	67,055.00		67,054.81		
Audit Adjustments (9793)						
Other Restatements (9795)						
Adjusted Beginning Balance	63,540.00	67,055.00		67,054.81		
G. Calculated Ending Balance	61,525.00	77,381.00		82,430.96		
*Components of Ending Fund Balance						
Legally Restricted (9740)						
Other Designations (9780)	61,525.00	77,381.00				
Undesig/Unapprop (9790)						
Other						

Fund 355 - School Facilities Hardship						Fiscal Year 2016/17 Through February 2017
Object	Description	Adopted Budget	Revised Budget	Revenue	Balance	% Rcvd
Revenue Detail						
Other Local Revenue						
8660	Interest		190.00	94.80	95.20	49.89
	Total Other Local Revenue	**.00**	**190.00**	**94.80**	**95.20**	**49.89**
	Total Year To Date Revenues	**.00**	**190.00**	**94.80**	**95.20**	**49.89**

Fund 355 - School Facilities Hardship						Fiscal Year 2016/17 Through February 2017
Description	Adopted Budget	Revised Budget	Encumbrance	Actual	Budget Balance	% of Budget
Revenues, Expenditures, and Changes in Fund Balance						
A. Revenues		190.00		94.80	95.20	49.89
B. Expenditures						
C. Subtotal (Revenue LESS Expense)	.00	190.00		94.80	95.20	
D. Other Financing Sources and Uses						
Sources						
LESS Uses						
E. Net Change in Fund Balance	.00	190.00		94.80	95.20	
F. Fund Balance:						
Beginning Balance (9791)	52,181.00	52,335.00		52,334.75		
Audit Adjustments (9793)						
Other Restatements (9795)						
Adjusted Beginning Balance	52,181.00	52,335.00		52,334.75		
G. Calculated Ending Balance	52,181.00	52,525.00		52,429.55		
*Components of Ending Fund Balance						
Legally Restricted (9740)	52,181.00	52,525.00				
Other Designations (9780)						
Undesig/Unapprop (9790)						
Other						

Fund 401 - Sp Res Cap Outlay Proj, Constr						Fiscal Year 2016/17 Through February 2017
Description	Adopted Budget	Revised Budget	Encumbrance	Actual	Budget Balance	% of Budget
Revenues, Expenditures, and Changes in Fund Balance						
A. Revenues						
B. Expenditures						
C. Subtotal (Revenue LESS Expense)						
D. Other Financing Sources and Uses						
Sources						
LESS Uses						
E. Net Change in Fund Balance						
F. Fund Balance:						
Beginning Balance (9791)	245.00					
Audit Adjustments (9793)						
Other Restatements (9795)						
Adjusted Beginning Balance	245.00	.00		.00		
G. Calculated Ending Balance	245.00	.00		.00		
*Components of Ending Fund Balance						
Legally Restricted (9740)						
Other Designations (9780)						
Undesig/Unapprop (9790)						
Other	245.00					

Fund 510 - Bond Interest & Redem 67117056						Fiscal Year 2016/17 Through February 2017
Object	Description	Adopted Budget	Revised Budget	Revenue	Balance	% Rcvd
Revenue Detail						
Other State Revenues						
8571	Voted Indebtedness Levies, HOP	1,515.00	1,395.00	697.58	697.42	50.01
	Total Other State Revenues	**1,515.00**	**1,395.00**	**697.58**	**697.42**	**50.01**
Other Local Revenue						
8611	Voted Indebtedness Levies, Sec	280,207.00	258,642.00	166,989.52	91,652.48	64.56
8612	Voted Indebtedness Levies, Uns	6,146.00	6,058.00	6,358.39	300.39-	104.96
8613	Voted Indebtedness Levies, P/Y			446.55	446.55-	NO BDGT
8614	Voted Indebtedness Levies, Sup			1,596.93	1,596.93-	NO BDGT
8660	Interest	400.00	400.00	488.06	88.06-	122.02
	Total Other Local Revenue	**286,753.00**	**265,100.00**	**175,879.45**	**89,220.55**	**66.34**
	Total Year To Date Revenues	**288,268.00**	**266,495.00**	**176,577.03**	**89,917.97**	**66.26**

Object	Description	Adopted Budget	Revised Budget	Encumbrance	Actual	Balance	% Used
Expenditure Detail							
Debt Service							
7433	Bond Redemptions	125,000.00	125,000.00		125,000.00		100.00
7434	Bond Interest and Other Servic	148,000.00	148,000.00		148,000.00		100.00
	Total Debt Service	**273,000.00**	**273,000.00**	**.00**	**273,000.00**	**.00**	**100.00**
	Total Year To Date Expenditures	**273,000.00**	**273,000.00**	**.00**	**273,000.00**	**.00**	**100.00**

Fund 510 - Bond Interest & Redem 67117056						Fiscal Year 2016/17 Through February 2017
Description	Adopted Budget	Revised Budget	Encumbrance	Actual	Budget Balance	% of Budget
Revenues, Expenditures, and Changes in Fund Balance						
A. Revenues	288,268.00	266,495.00		176,577.03	89,917.97	66.26
B. Expenditures	273,000.00	273,000.00		273,000.00		100.00
C. Subtotal (Revenue LESS Expense)	15,268.00	6,505.00-		96,422.97-	89,917.97	
D. Other Financing Sources and Uses						
Sources						
LESS Uses						
E. Net Change in Fund Balance	15,268.00	6,505.00-		96,422.97-	89,917.97	
F. Fund Balance:						
Beginning Balance (9791)	237,088.00	259,093.00		259,092.51		
Audit Adjustments (9793)						
Other Restatements (9795)						
Adjusted Beginning Balance	237,088.00	259,093.00		259,092.51		
G. Calculated Ending Balance	252,356.00	252,588.00		162,669.54		
*Components of Ending Fund Balance						
Legally Restricted (9740)						
Other Designations (9780)						
Undesig/Unapprop (9790)						
Other	252,356.00	252,588.00				

Fund 511 - Bond Interest & Redem 67118381						Fiscal Year 2016/17 Through February 2017
Object	Description	Adopted Budget	Revised Budget	Revenue	Balance	% Rcvd
Revenue Detail						
Other State Revenues						
8571	Voted Indebtedness Levies, HOP	1,499.00	1,395.00	697.53	697.47	50.00
	Total Other State Revenues	**1,499.00**	**1,395.00**	**697.53**	**697.47**	**50.00**
Other Local Revenue						
8611	Voted Indebtedness Levies, Sec	277,183.00	258,643.00	164,291.73	94,351.27	63.52
8612	Voted Indebtedness Levies, Uns	6,069.00	5,982.00	6,271.04	289.04-	104.83
8613	Voted Indebtedness Levies, P/Y			278.80	278.80-	NO BDGT
8614	Voted Indebtedness Levies, Sup			1,591.24	1,591.24-	NO BDGT
8660	Interest	450.00	450.00	467.51	17.51-	103.89
	Total Other Local Revenue	**283,702.00**	**265,075.00**	**172,900.32**	**92,174.68**	**65.23**
	Total Year To Date Revenues	**285,201.00**	**266,470.00**	**173,597.85**	**92,872.15**	**65.15**

Object	Description	Adopted Budget	Revised Budget	Encumbrance	Actual	Balance	% Used
Expenditure Detail							
Debt Service							
7433	Bond Redemptions	110,000.00	110,000.00		110,000.00		100.00
7434	Bond Interest and Other Servic	163,475.00	163,475.00		166,535.00	3,060.00-	101.87
	Total Debt Service	**273,475.00**	**273,475.00**	**.00**	**276,535.00**	**3,060.00-**	**101.12**
	Total Year To Date Expenditures	**273,475.00**	**273,475.00**	**.00**	**276,535.00**	**3,060.00-**	**101.12**

Fund 511 - Bond Interest & Redem 67118381						Fiscal Year 2016/17 Through February 2017
Description	Adopted Budget	Revised Budget	Encumbrance	Actual	Budget Balance	% of Budget
Revenues, Expenditures, and Changes in Fund Balance						
A. Revenues	285,201.00	266,470.00		173,597.85	92,872.15	65.15
B. Expenditures	273,475.00	273,475.00		276,535.00	3,060.00-	101.12
C. Subtotal (Revenue LESS Expense)	11,726.00	7,005.00-		102,937.15-	95,932.15	
D. Other Financing Sources and Uses						
Sources						
LESS Uses						
E. Net Change in Fund Balance	11,726.00	7,005.00-		102,937.15-	95,932.15	
F. Fund Balance:						
Beginning Balance (9791)	232,903.00	250,772.00		250,771.58		
Audit Adjustments (9793)						
Other Restatements (9795)						
Adjusted Beginning Balance	232,903.00	250,772.00		250,771.58		
G. Calculated Ending Balance	244,629.00	243,767.00		147,834.43		
*Components of Ending Fund Balance						
Legally Restricted (9740)						
Other Designations (9780)						
Undesig/Unapprop (9790)						
Other	244,629.00	243,767.00				

MESA UNION SCHOOL DISTRICT **ENROLLMENT REPORT** **3/10/2017**

Teacher	Subject	Period	Total Enrolled	
Coe	Transitional		13	
Coe	Kinder		9	
Ainsworth	Kinder		21	
Reyes	Kinder		23	
White	Kinder		**22**	
		Total	88	
Garza	First		25	
Vollmert	First		**23**	
		Total	48	
Puga	Second		21	
Sakai	Second		21	
Webster	Second		**21**	
		Total	63	
Best/Catlett	Third		25	
Ford	Third		25	
Mayes	Third		**25**	
		Total	75	
Kuklenski	Fourth		36	
Mitchell	Fourth		36	
		Total	**72**	
Demaria	Fifth		25	
Muhlitner	Fifith		24	
Willey (Skeens)	Fifth		24	
		Total	**73**	
			419	
Sixth Grade			**70**	
Seventh Grade			**62**	
Eighth Grade			**62**	
			194	
			613	
Mckenna	Homeroom	0	**35**	
McKenna	Science 6	1	35	
McKenna	Science 6	5	35	
McKenna	Social Studies 6	2	35	
McKenna	Social Studies 6	6	35	
Mckenna	Agriculture 6	3	35	
Mckenna	Agriculture 6	6	**35**	
Wiley	Homeroom	0	**35**	
Wiley	English Lang 6	1	35	
Wiley	English Lang 6	2	35	
Wiley	PE6	3	35	

Rosen	PE 6	3	35	
Rosen	PE 7	5	31	
Rosen	PE 8	6	32	

STUDENT OF THE MONTH
FEBRUARY 2017

TEACHER	SOM	PRINCIPAL'S AWARD COURTESY
AINSWORTH	BRANDON ALCANTAR ZACHARY ORNELAS	MAYLEE RAMIREZ KYLER CROSS
MORGAN	ELEXA BARRAGAN NATALIE CEJA	AARON BAUTISTA JOSHUA MEDINA
REYES	LILY ELLISON DON FRITZ FERNANDEZ	DOMINICK FLORES NADIA PRIETO
WHITE	DANIEL HERNANDEZ-PEDRAZA JACOB PROVENCIO SOPHIA QUOLAS	RUBI MUNOZ NOAH AYALA JOSE VALENZUELA
GARZA	LINDSEY WALLACE AALIYAH BALLESTEROS	TRAVIS MUHLITNER NATALIE RODRIUGEZ
VOLLMERT	SARA HENTLEY RILEY ESPINOSA	TAIJO OKAMURA KYLA SAHAGUN PAUL MATTHEW REFERENTE LIZ MARGARET REFERENTE
PUGA	JULIANNA PALEO MIA RODRIGUEZ XAVIER ZUNIGA	ARPAN SHRESTHA CAMILLE BARNES
SAKAI	LILY BELLE STREMCHA ANALISE MANSOUR	JULIAN MAYO COLLIN WONG VICTORIA ROSE FERNANDEZ
WEBSTER	ARTURO ROMO CRUISE JUTARMANEE DYLAN RUTHERFORD	HANNAH BAUTISTA CALEB CAPPS

STUDENT OF THE MONTH
FEBRUARY 2017

TEACHER	SOM	PRINCIPAL'S AWARD COURTESY
BEST	JOSHUA CAMPOS AIDYN CRULL	JORDAN CORRAL ELLA PFEIFFER
FORD	KAMILA LARA YOSHI OKAMURA	AUDREY WALEA KASSANDRA CARMONA
MAYES	LEILANI VICENTE IAN TOREJA	ALIYAH ASPURIA MICHAEL ESTRADA
KUKLENSK	JACOB ALAMEDA JORDYN GONZALEZ VIVIA TRONCOSO	HIRO OKAMURA JAYLIN ULMER
MITCHELL	NOAH SAHAGUN KINGSTON SAKAI	AISHWARY MIGLINO CESAR ENRIQUEZ
DEMARIA	ALINA AGUILAR KALEA BAUTISTA	KRIPA SHRESTHA JACOB STRINGER
MUHLITNER	ESTRELLA RIVERA JASON MEJIA	JASMINE BERNAL DANIEL GARCIA
WILLEY	JOCELYN CORRAL VIOLET VELASQUEZ JAKE RECHARTE	JOCELYN CORRAL JAMES MIRANDA

Ventura County Schools

Business Services Authority

5189 Verdugo Way
Camarillo, CA 93012
Phone (805) 3831974
FAX (805) 383-1973
www.vcsbsa.org

Board Agenda Item

To: Board of Directors

From: Tami Peterson, Chief Business Official

Date: March 2, 2017

Re: RECEIPT OF VENTURA COUNTY REPORT OF INVESTMENTS FOR THE QTR ENDING December 31, 2016

BACKGROUND:

Education Code 41001 requires most school district funds to be deposited into the County Treasury. Government Code 53646 declares that local agencies, including joint power authorities, may issue quarterly reports containing investment information required by Government Code 53646.

Part One: This statute requires that if a local agency has placed all of its investments in the Local Agency Investment Fund (LAIF) or in Federal Deposit Insurance Corporation-insured accounts in a bank or savings and loan association, in a county investment pool or any combination of these, the chief business officer need only supply the most recent statement or statements received by the local agency from these institutions in lieu of other items listed as part two of the disclosure.

Part Two: If the local agency has investments other than those identified in Part One above, the report must include: the type of investment, issuer, date of maturity, par and dollar amount invested on all securities, investments and monies held by the local agency, and shall additionally include a description of any local agency's funds, investments, or programs that are under the management of contracted parties, including lending programs. A current market value, and the source of this valuation as of the date of the report, must also be included if the local agency has securities under the management of an outside party that is not also a local agency or the California Local Agency Investment Fund.

DESCRIPTION/DETAILS:

All cash balances in the other funds of the district are in the County Pool invested at the discretion of the County Treasurer. Interest is reported on a monthly basis. The following lists all investment(s) for funds of the District for the last quarter.

	10/31/2016	11/30/16	12/31/2016
County Treasurer	.950%	.940%	.956%

Per Government Code 53646, the following statement is issued: The District has the ability to meet the expenditure requirements over the next six months.

FISCAL IMPACT:

The budget for interest income will be updated to reflect current interest rates.

ITEM PROPOSED FOR:

Receipt of Report

TREASURER-TAX COLLECTOR
VENTURA COUNTY

STEVEN HINTZ
TREASURER
TAX COLLECTOR

Linda Catherine Le, MPPA, ACPFIM
Assistant Treasurer-Tax Collector

December 13, 2016

Ventura County Board of Supervisors
800 South Victoria Avenue
Ventura, CA 93009

SUBJECT: Receive and File Report of Investments, Including Market Values for Investments for the Month Ending October 31, 2016.

RECOMMENDATION: Receive and File

FISCAL/MANDATES IMPACT: None

DISCUSSION:
The average daily portfolio balance for the period was $1.861 billion, basically holding steady. The annualized yield for the period was .950% (95.0 basis points), a continuing increase of almost 3 basis points. Going forward, the portfolio is invested in instruments which will yield 1.17% (117 basis points) to maturity. The total net earnings for the period were $1.502 million, a slight increase. The weighted average days to maturity statement on October 31 was 267 days, reflecting management's focus on regularizing cash flow. Similarly, the .59 duration measure on October 31 reflects a continuing reduction of the fund's exposure to interest rate variations. The portfolio has been structured to satisfy the anticipated cash flow needs of the participants, and to accommodate the anticipated earnings apportionments. The investment practices and portfolio holdings are in compliance with the investment policy.

The portfolio has been managed with the stated objectives of safety, liquidity and earning a competitive return, outlined in the Statement of Investment Policy. In striving to maintain the primary objective, safety of principal, the County portfolio has received a rating of "AAAf" by Standard & Poor's (S&P), the highest possible rating given by that agency. Regarding the secondary objective, maintaining sufficient liquidity to meet cash flow needs, the portfolio S&P rating of "S1+" is also the highest possible rating given by that agency. The County portfolio's ratings were affirmed by S&P on August 9, 2016. In light of the first two objectives, the portfolio has on balance outperformed all its benchmarks, satisfying the final objective by earning a competitive rate of return. The pool continues to be comfortably within both the current and proposed S&P Guidelines for our credit rating.

Accordingly, it is my intent to continue to manage the portfolio based on the cautious assumption that interest rates within our horizon will rise gradually over the next several months. We will focus on commercial paper and negotiable certificates of deposit rather more than in previous months. It is my opinion that the portfolio is approaching its maximum possible percentage and dollar yield which I estimate to be 1% annualized and $2 million per month, respectively, given the limits imposed by our investment policy, the policies of the Standard & Poor's ratings team, and the existing interest rate market.

This letter has been reviewed and approved as to form by the County Executive Office, the Auditor-Controller's Office, and County Counsel.

Please contact me at 654-3726 if you have any questions regarding this item.

Steven Hintz
Treasurer-Tax Collector

Attachments:

Exhibit 1 – Market Values of Investments
Exhibit 2 – Monthly Transactions
Exhibit 3 - Graphs

WELLS FARGO

Market/Cost Value Comparison Report
By Account By Industry Class
COUNTY OF VENTURA

General Reporting
From Month End 10/31/2016
11/01/2016 11:04:35 AM EDT

ACCOUNT: All Accounts Selected
* = Trade or Other Activity Pending

Asset ID	Units	Maturity Date	Market Value	Fed Tax Cost	Gain/Loss Amount	%	S & P Rating	Moody`s Rating	Units in Transition	Encumbrd Units
ACCOUNT: 11435100 COUNTY OF VENTURA										
NET CASH										
NET CASH										
	.0000		$.00	$.00	$.00	.00			.0000	.00
	U.S. DOLLARS									
SUBTOTAL	**.0000**		**$.00**	**$.00**	**$.00**	**.00**			**.0000**	**.00**
US GOVERNMENT SHORT-TERM										
GOVERNMENT AGENCY DISCOUNT										
313384V22	4,000,000.0000	12/29/2016	$3,998,640.00	$3,970,720.00	$27,920.00	.70	N/A	N/A	.0000	.00
	FED HOME LN BK DISC NOTE DTD 12/29/15 12/29/2016									
313385AD8	1,000,000.0000	01/04/2017	$999,430.00	$992,437.50	$6,992.50	.70	N/A	N/A	.0000	.00
	FED HOME LN BK DISC NOTE DTD 01/04/16 01/04/2017									
SUBTOTAL	**5,000,000.0000**		**$4,998,070.00**	**$4,963,157.50**	**$34,912.50**	**.70**			**.0000**	**.00**
SAVINGS & CERTIFICATES OF DEPOSIT										
MARKETABLE CERTIFICATES OF DEPOSIT										
05969YMB6	10,000,000.0000	01/27/2017	$10,004,700.00	$10,002,216.67	$2,483.33	.02	N/A	N/A	.0000	.00
	BANCO DEL ESTA DE CHLE CERT OF DEPOSIT									
05969YMP5	10,000,000.0000	02/14/2017	$10,004,600.00	$10,000,744.08	$3,855.92	.04	N/A	N/A	.0000	.00
	BANCO DEL ESTA DE CHLE CERT OF DEPOSIT									
05969YMZ3	10,000,000.0000	03/06/2017	$10,004,500.00	$10,000,743.92	$3,756.08	.04	N/A	N/A	.0000	.00
	BANCO DEL ESTA DE CHLE CERT OF DEPOSIT									
05969YRK1	10,000,000.0000	01/04/2017	$10,005,700.00	$10,000,000.00	$5,700.00	.06	N/A	N/A	.0000	.00
	BANCO DEL ESTA DE CHLE CERT OF DEPOSIT									
05969YSE4	10,000,000.0000	01/04/2017	$10,004,400.00	$10,000,509.99	$3,890.01	.04	N/A	N/A	.0000	.00
	BANCO DEL ESTA DE CHLE CERT OF DEPOSIT									
05969YSG9	10,000,000.0000	01/12/2017	$10,002,900.00	$10,000,000.00	$2,900.00	.03	N/A	N/A	.0000	.00
	BANCO DEL ESTA DE CHLE CERT OF DEPOSIT									
05969YTC7	10,000,000.0000	02/10/2017	$9,999,800.00	$10,000,626.07	($826.07)	(.01)	N/A	N/A	.0000	.00
	BANCO DEL ESTA DE CHLE CERT OF DEPOSIT									
05969YTF0	10,000,000.0000	02/07/2017	$10,000,100.00	$10,000,587.38	($487.38)	.00	N/A	N/A	.0000	.00
	BANCO DEL ESTA DE CHLE CERT OF DEPOSIT									
05969YTJ2	10,000,000.0000	02/08/2017	$10,000,300.00	$10,001,163.75	($863.75)	(.01)	N/A	N/A	.0000	.00

WELLS FARGO

Market/Cost Value Comparison Report
By Account By Industry Class
COUNTY OF VENTURA

General Reporting
From Month End 10/31/2016
11/01/2016 11:04:35 AM EDT

ACCOUNT: All Accounts Selected
* = Trade or Other Activity Pending

Asset ID	Units	Maturity Date	Market Value	Fed Tax Cost	Gain/Loss Amount	%	S & P Rating	Moody`s Rating	Units in Transition	Encumbrd Units
			BANCO DEL ESTA DE CHLE CERT OF DEPOSIT							
05969YTL7	10,000,000.0000	03/08/2017	$9,999,900.00	$10,000,730.79	($830.79)	(.01)	N/A	N/A	.0000	.00
			BANCO DEL ESTA DE CHLE CERT OF DEPOSIT							
16706BYE2	10,000,000.0000	11/04/2016	$10,000,700.00	$10,001,804.23	($1,104.23)	(.01)	N/A	N/A	.0000	.00
			CHIBA BK LTD NY BRAN CERT OF DEPOSIT							
16706BYK8	10,000,000.0000	11/07/2016	$10,001,300.00	$10,000,498.78	$801.22	.01	N/A	N/A	.0000	.00
			CHIBA BK LTD NY BRAN CERT OF DEPOSIT							
16706BZA9	10,000,000.0000	01/03/2017	$10,004,100.00	$10,001,509.09	$2,590.91	.03	N/A	N/A	.0000	.00
			CHIBA BK LTD NY BRAN CERT OF DEPOSIT							
16706BZC5	10,000,000.0000	01/04/2017	$10,004,100.00	$10,001,163.07	$2,936.93	.03	N/A	N/A	.0000	.00
			CHIBA BK LTD NY BRAN CERT OF DEPOSIT							
16706BZJ0	10,000,000.0000	01/13/2017	$10,003,200.00	$10,000,888.87	$2,311.13	.02	N/A	N/A	.0000	.00
			CHIBA BK LTD NY BRAN CERT OF DEPOSIT							
16706BZP6	10,000,000.0000	01/05/2017	$10,002,700.00	$10,000,254.89	$2,445.11	.02	N/A	N/A	.0000	.00
			CHIBA BK LTD NY BRAN CERT OF DEPOSIT							
48668MLC5	10,000,000.0000	03/10/2017	$10,007,900.00	$10,004,446.45	$3,453.55	.03	N/A	N/A	.0000	.00
			KOOKMIN BANK NY BRCH CERT OF DEPOSIT							
48668MNC3	20,000,000.0000	11/10/2016	$20,002,200.00	$20,002,300.99	($100.99)	.00	N/A	N/A	.0000	.00
			KOOKMIN BANK NY BRCH CERT OF DEPOSIT							
48668MND1	25,000,000.0000	02/03/2017	$25,012,250.00	$25,002,322.28	$9,927.72	.04	N/A	N/A	.0000	.00
			KOOKMIN BANK NY BRCH CERT OF DEPOSIT							
48668MNE9	25,000,000.0000	01/03/2017	$25,016,750.00	$25,002,843.45	$13,906.55	.06	N/A	N/A	.0000	.00
			KOOKMIN BANK NY BRCH CERT OF DEPOSIT							
48668MPE7	10,000,000.0000	01/17/2017	$10,006,100.00	$10,000,304.61	$5,795.39	.06	N/A	N/A	.0000	.00
			KOOKMIN BANK NY BRCH DTD 09/29/16 1.030 01/17/2017							
63375PTY5	15,000,000.0000	02/10/2017	$15,013,650.00	$15,004,428.42	$9,221.58	.06	N/A	N/A	.0000	.00
			NATIONAL BANK OF KUWAI CERT OF DEPOSIT							
63375PUU1	20,000,000.0000	04/21/2017	$20,012,200.00	$20,001,486.18	$10,713.82	.05	N/A	N/A	.0000	.00
			NATIONAL BANK OF KUWAI CERT OF DEPOSIT							
63375PVA4	10,000,000.0000	11/04/2016	$10,000,400.00	$10,000,510.03	($110.03)	.00	N/A	N/A	.0000	.00
			NATIONAL BANK OF KUWAI CERT OF DEPOSIT							

WELLS FARGO

Market/Cost Value Comparison Report
By Account By Industry Class
COUNTY OF VENTURA

General Reporting
From Month End 10/31/2016
11/01/2016 11:04:35 AM EDT

ACCOUNT: All Accounts Selected
* = Trade or Other Activity Pending

Asset ID	Units	Maturity Date	Market Value	Fed Tax Cost	Gain/Loss Amount	%	S & P Rating	Moody`s Rating	Units in Transition	Encumbrd Units
63375PVF3	10,000,000.0000	05/26/2017	$10,017,900.00	$10,004,435.61	$13,464.39	.13	N/A	N/A	.0000	.00
NATIONAL BANK OF KUWAI CERT OF DEPOSIT										
63375PVG1	10,000,000.0000	05/26/2017	$10,014,500.00	$10,002,201.97	$12,298.03	.12	N/A	N/A	.0000	.00
NATIONAL BANK OF KUWAI CERT OF DEPOSIT										
65558LVA7	10,000,000.0000	02/06/2017	$9,999,700.00	$10,000,000.00	($300.00)	.00	N/A	N/A	.0000	.00
NORDEA BANK FLD PLC NY CERT OF DEPOSIT										
69033LMY2	15,000,000.0000	01/17/2017	$15,005,250.00	$15,000,423.92	$4,826.08	.03	N/A	N/A	.0000	.00
OVERSEA-CHINESE BANKING CERT OF DEPOSIT										
69033LNV7	10,000,000.0000	02/16/2017	$9,999,500.00	$10,000,626.11	($1,126.11)	(.01)	N/A	N/A	.0000	.00
OVERSEA-CHINESE BANKING CERT OF DEPOSIT										
78009NC87	20,000,000.0000	02/17/2017	$20,010,600.00	$20,000,000.00	$10,600.00	.05	N/A	N/A	.0000	.00
ROYAL BK OF CANADA CERT OF DEPOSIT										
85325TGJ8	10,000,000.0000	11/21/2016	$10,003,400.00	$10,001,488.28	$1,911.72	.02	N/A	N/A	.0000	.00
STANDARD CHRTRD BNK NY CERT OF DEPOSIT										
85325THH1	20,000,000.0000	12/30/2016	$20,016,600.00	$20,005,886.18	$10,713.82	.05	N/A	N/A	.0000	.00
STANDARD CHRTRD BNK NY CERT OF DEPOSIT										
85325THL2	20,000,000.0000	01/06/2017	$20,015,200.00	$20,000,000.00	$15,200.00	.08	N/A	N/A	.0000	.00
STANDARD CHRTRD BNK NY CERT OF DEPOSIT										
SUBTOTAL	**420,000,000.0000**		**$420,197,100.00**	**$420,047,146.06**	**$149,953.94**	**.04**			**.0000**	**.00**
COMMERCIAL PAPER										
COMMERCIAL PAPER DISCOUNT										
00280NMW7	10,000,000.0000	12/30/2016	$9,987,500.00	$9,927,519.44	$59,980.56	.60			.0000	.00
ABBEY NAT'L TREASURY CPDN DTD 04/04/16 12/30/2016										
00280NN30	10,000,000.0000	01/03/2017	$9,984,600.00	$9,929,500.00	$55,100.00	.55			.0000	.00
ABBEY NAT'L TREASURY CPDN DTD 04/08/16 01/03/2017										
00280NPE4	10,000,000.0000	02/14/2017	$9,971,700.00	$9,919,763.89	$51,936.11	.52			.0000	.00
ABBEY NAT'L TREASURY CPDN DTD 05/20/16 02/14/2017										
00280NSK7	10,000,000.0000	05/19/2017	$9,933,100.00	$9,899,872.22	$33,227.78	.34			.0000	.00
ABBEY NAT'L TREASURY CPDN DTD 08/17/16 05/19/2017										
00280NSQ4	10,000,000.0000	05/24/2017	$9,931,400.00	$9,897,266.67	$34,133.33	.34			.0000	.00
ABBEY NAT'L TREASURY CPDN DTD 08/29/16 05/24/2017										

WELLS FARGO

Market/Cost Value Comparison Report
By Account By Industry Class
COUNTY OF VENTURA

General Reporting
From Month End 10/31/2016
11/01/2016 11:04:35 AM EDT

ACCOUNT: All Accounts Selected
* = Trade or Other Activity Pending

Asset ID	Units	Maturity Date	Market Value	Fed Tax Cost	Gain/Loss Amount	%	S & P Rating	Moody`s Rating	Units in Transition	Encumbrd Units
06538BN90	15,000,000.0000	01/09/2017	$14,974,650.00	$14,961,300.00	$13,350.00	.09			.0000	.00
	BANK OF TOKYO-MITSUBIS CPDN DTD 07/07/16 01/09/2017									
13607EMG1	10,000,000.0000	12/16/2016	$9,991,500.00	$9,934,125.00	$57,375.00	.58			.0000	.00
	CANADIAN IMPER. HLDS CPDN DTD 03/21/16 12/16/2016									
13607EP37	4,650,000.0000	02/03/2017	$4,638,235.50	$4,617,847.85	$20,387.65	.44			.0000	.00
	CANADIAN IMPER. HLDS CPDN DTD 05/11/16 02/03/2017									
13607EPH6	9,325,000.0000	02/17/2017	$9,297,864.25	$9,256,717.69	$41,146.56	.44			.0000	.00
	CANADIAN IMPER. HLDS CPDN DTD 05/25/16 02/17/2017									
22533TN51	15,000,000.0000	01/05/2017	$14,976,150.00	$14,952,000.00	$24,150.00	.16			.0000	.00
	CREDIT AGRICOLE CRP&IN CPDN DTD 09/07/16 01/05/2017									
22533TN69	20,000,000.0000	01/06/2017	$19,967,800.00	$19,946,611.14	$21,188.86	.11			.0000	.00
	CREDIT AGRICOLE CRP&IN CPDN DTD 04/12/16 01/06/2017									
46640PLR2	20,000,000.0000	11/25/2016	$19,992,200.00	$19,853,000.00	$139,200.00	.70			.0000	.00
	J.P. MORGAN SECURITIES CPDN DTD 02/29/16 11/25/2016									
46640PPH0	15,000,000.0000	02/17/2017	$14,956,350.00	$14,877,829.17	$78,520.83	.53			.0000	.00
	J.P. MORGAN SECURITIES CPDN DTD 05/23/16 02/17/2017									
46640PQ30	10,000,000.0000	03/03/2017	$9,964,400.00	$9,921,833.33	$42,566.67	.43			.0000	.00
	J.P. MORGAN SECURITIES CPDN DTD 06/06/16 03/03/2017									
5006E0M94	25,000,000.0000	12/09/2016	$24,982,000.00	$24,980,590.28	$1,409.72	.01			.0000	.00
	KOREA DEVELOPMENT BK CPDN DTD 08/12/16 12/09/2016									
89233GMP8	5,000,000.0000	12/23/2016	$4,994,500.00	$4,961,375.00	$33,125.00	.67			.0000	.00
	TOYOTA MOTOR CREDIT CO CPDN DTD 03/28/16 12/23/2016									
89233GP75	10,000,000.0000	02/07/2017	$9,973,600.00	$9,976,444.44	($2,844.44)	(.03)			.0000	.00
	TOYOTA MOTOR CREDIT CO CPDN DTD 05/13/16 02/07/2017									
89233GPF7	10,000,000.0000	02/15/2017	$9,971,400.00	$9,918,722.22	$52,677.78	.53			.0000	.00
	TOYOTA MOTOR CREDIT CO CPDN DTD 05/25/16 02/15/2017									
8923A0N33	20,000,000.0000	01/03/2017	$19,969,200.00	$19,948,861.11	$20,338.89	.10			.0000	.00
	TOYOTA CDT DE PR CORP CPDN DTD 09/06/16 01/03/2017									
8923A0P64	10,000,000.0000	02/06/2017	$9,973,900.00	$9,976,022.22	($2,122.22)	(.02)			.0000	.00
	TOYOTA CDT DE PR CORP CPDN DTD 09/22/16 02/06/2017									
SUBTOTAL	**248,975,000.0000**		**$248,432,049.75**	**$247,657,201.67**	**$774,848.08**	**.31**			**.0000**	**.00**

WELLS FARGO
Market/Cost Value Comparison Report
By Account By Industry Class
COUNTY OF VENTURA

General Reporting
From Month End 10/31/2016
11/01/2016 11:04:35 AM EDT

ACCOUNT: All Accounts Selected
* = Trade or Other Activity Pending

Asset ID	Units	Maturity Date	Market Value	Fed Tax Cost	Gain/Loss Amount	%	S & P Rating	Moody`s Rating	Units in Transition	Encumbrd Units
CORPORATE BONDS										
CORPORATE BONDS										
084664CC3	3,000,000.0000	01/13/2017	$3,000,870.00	$3,000,000.00	$870.00	.03	AA	AA2	.0000	.00
BERKSHIRE HATHAWAY FIN DTD 01/15/15 01/13/2017										
084664CE9	2,000,000.0000	03/07/2018	$2,009,940.00	$1,999,220.00	$10,720.00	.54	AA	AA2	.0000	.00
BERKSHIRE HATHAWAY FIN DTD 03/15/16 1.450 03/07/2018										
4581X0CB2	7,300,000.0000	11/15/2016	$7,300,219.00	$7,307,081.00	($6,862.00)	(.09)	AAA	N/R	.0000	.00
INTER-AMERICAN DEVEL BK DTD 08/28/13 0.875 11/15/2016										
459058EJ8	32,000,000.0000	06/15/2018	$31,984,320.00	$31,965,360.00	$18,960.00	.06	AAA	AAA	.0000	.00
INTL BK RECON & DEVELOP DTD 04/30/15 1.000 06/15/2018										
459058EM1	10,000,000.0000	11/15/2017	$10,012,000.00	$9,992,000.00	$20,000.00	.20	AAA	AAA	.0000	.00
INTL BK RECON & DEVELOP DTD 06/23/15 1.000 11/15/2017										
459058ER0	55,000,000.0000	10/05/2018	$54,989,550.00	$54,867,250.00	$122,300.00	.22	AAA	AAA	.0000	.00
INTL BK RECON & DEVELOP DTD 10/07/15 1.000 10/05/2018										
459058FB4	5,000,000.0000	04/26/2019	$4,992,650.00	$5,000,000.00	($7,350.00)	(.15)	N/A	N/A	.0000	.00
INTL BK RECON & DEVELOP DTD 04/26/16 1.300 04/26/2019										
459058FC2	15,000,000.0000	04/26/2019	$14,953,350.00	$14,995,000.00	($41,650.00)	(.28)	AAA	AAA	.0000	.00
INTL BK RECON & DEVELOP DTD 04/26/16 1.250 04/26/2019										
45905URG1	25,000,000.0000	01/17/2017	$25,041,000.00	$25,000,000.00	$41,000.00	.16	AAA	AAA	.0000	.00
INTL BK RECON & DEVELOP MED TERM NOTE										
45905URW6	40,000,000.0000	04/10/2017	$40,051,200.00	$40,019,500.00	$31,700.00	.08	AAA	N/R	.0000	.00
INTL BK RECON & DEVELOP DTD 04/10/15 0.670 04/10/2017										
45905URX4	15,000,000.0000	05/15/2017	$15,020,235.00	$14,995,350.00	$24,885.00	.17			.0000	.00
INTL BK RECON & DEVELOP DTD 04/17/15 0.650 05/15/2017										
45905URY2	35,000,000.0000	04/21/2018	$35,030,310.00	$35,000,000.00	$30,310.00	.09	AAA	AAA	.0000	.00
INTL BK RECON & DEVELOP DTD 04/21/15 0.960 04/21/2018										
45905USB1	75,000,000.0000	05/02/2017	$74,909,250.00	$74,852,910.00	$56,340.00	.08	AAA	AAA	.0000	.00
INTL BK RECON & DEVELOP DTD 04/27/15 0.625 05/02/2017										
45905USH8	20,000,000.0000	06/12/2017	$20,013,800.00	$19,983,400.00	$30,400.00	.15	N/A	N/R	.0000	.00
INTL BK RECON & DEVELOP DTD 05/12/15 0.700 06/12/2017										
45905USJ4	20,000,000.0000	09/12/2017	$20,035,200.00	$19,983,800.00	$51,400.00	.26	N/A	N/R	.0000	.00

WELLS FARGO

Market/Cost Value Comparison Report
By Account By Industry Class
COUNTY OF VENTURA

General Reporting
From Month End 10/31/2016
11/01/2016 11:04:35 AM EDT

ACCOUNT: All Accounts Selected
* = Trade or Other Activity Pending

Asset ID	Units	Maturity Date	Market Value	Fed Tax Cost	Gain/Loss Amount	%	S & P Rating	Moody`s Rating	Units in Transition	Encumbrd Units
			INTL BK RECON & DEVELOP DTD 05/12/15 0.800 09/12/2017							
45905UTH7	10,000,000.0000	09/25/2018	$9,939,700.00	$10,000,000.00	($60,300.00)	(.60)			.0000	.00
			INTL BK RECON & DEVELOP DTD 09/25/15 1.100 09/25/2018							
45905UTM6	15,000,000.0000	10/16/2017	$14,963,250.00	$15,000,000.00	($36,750.00)	(.24)			.0000	.00
			INTL BK RECON & DEVELOP DTD 10/14/15 0.720 10/16/2017							
45905UTQ7	10,000,000.0000	01/26/2018	$9,981,600.00	$10,000,000.00	($18,400.00)	(.18)			.0000	.00
			INTL BK RECON & DEVELOP DTD 10/26/15 0.750 01/26/2018							
45905UTS3	10,000,000.0000	01/30/2018	$9,985,320.00	$10,000,000.00	($14,680.00)	(.15)			.0000	.00
			INTL BK RECON & DEVELOP DTD 10/30/15 0.760 01/30/2018							
45905UTW4	5,000,000.0000	11/10/2018	$5,002,585.00	$5,000,000.00	$2,585.00	.05			.0000	.00
			INTL BK RECON & DEVELOP DTD 11/10/15 1.190 11/10/2018							
45905UUB8	10,000,000.0000	02/02/2018	$10,010,000.00	$10,000,000.00	$10,000.00	.10	AAA	AAA	.0000	.00
			INTL BK RECON & DEVELOP DTD 11/23/15 1.000 02/02/2018							
45905UVC5	15,000,000.0000	02/26/2019	$15,001,800.00	$14,990,000.00	$11,800.00	.08	N/A	AAA	.0000	.00
			INTL BK RECON & DEVELOP DTD 02/26/16 1.350 02/26/2019							
45905UVZ4	10,000,000.0000	01/18/2019	$10,005,000.00	$9,997,300.00	$7,700.00	.08	N/A	N/R	.0000	.00
			INTL BK RECON & DEVELOP DTD 04/18/16 1.000 01/18/2019							
45950KBV1	10,000,000.0000	12/21/2017	$9,962,300.00	$9,958,700.00	$3,600.00	.04	AAA	AAA	.0000	.00
			INTL FINANCE CORP DTD 11/21/12 0.625 12/21/2017							
45950KBX7	59,209,000.0000	06/15/2018	$59,084,661.10	$58,975,880.00	$108,781.10	.18	AAA	AAA	.0000	.00
			INTL FINANCE CORP DTD 04/10/13 0.875 06/15/2018							
45950VFY7	20,000,000.0000	04/28/2017	$20,004,800.00	$20,000,000.00	$4,800.00	.02	N/A	N/R	.0000	.00
			INTL FINANCE CORP MED TERM NOTE							
45950VGB6	20,000,000.0000	04/28/2017	$20,001,000.00	$20,000,000.00	$1,000.00	.01	N/A	N/R	.0000	.00
			INTL FINANCE CORP MED TERM NOTE							
89236TCX1	15,000,000.0000	04/06/2018	$14,983,050.00	$14,996,400.00	($13,350.00)	(.09)	AA-	AA3	.0000	.00
			TOYOTA MOTOR CREDIT CORP MED TERM NOTE							
89236TDC6	20,000,000.0000	04/25/2018	$19,789,200.00	$20,000,000.00	($210,800.00)	(1.05)	AA-	AA3	.0000	.00
			TOYOTA MOTOR CREDIT CORP MED TERM NOTE							
SUBTOTAL	**588,509,000.0000**		**$588,058,160.10**	**$587,879,151.00**	**$179,009.10**	**.03**			**.0000**	**.00**
US GOVERNMENT										
US TREASURY NOTES AND BONDS										
912828B74	5,000,000.0000	02/15/2017	$5,004,400.00	$4,997,656.25	$6,743.75	.13	N/A	AAA	.0000	.00

WELLS FARGO
Market/Cost Value Comparison Report
By Account By Industry Class
COUNTY OF VENTURA

General Reporting
From Month End 10/31/2016
11/01/2016 11:04:35 AM EDT

ACCOUNT: All Accounts Selected
* = Trade or Other Activity Pending

Asset ID	Units	Maturity Date	Market Value	Fed Tax Cost	Gain/Loss Amount	%	S & P Rating	Moody`s Rating	Units in Transition	Encumbrd Units
		US TREASURY NOTE DTD 02/18/14 0.625 02/15/2017								
912828TW0	5,000,000.0000	10/31/2017	$5,001,150.00	$4,991,406.25	$9,743.75	.20	N/A	AAA	.0000	.00
		US TREASURY NOTE DTD 10/31/12 0.750 10/31/2017								
SUBTOTAL	**10,000,000.0000**		**$10,005,550.00**	**$9,989,062.50**	**$16,487.50**	**.17**			**.0000**	**.00**
FEDERAL AGENCY										
GOVERNMENT AGENCIES										
3130A3J70	7,000,000.0000	11/23/2016	$7,001,330.00	$7,004,872.00	($3,542.00)	(.05)	AA+	AAA	.0000	.00
		FED HOME LN BK DTD 11/17/14 0.625 11/23/2016								
3130A3NF7	15,000,000.0000	11/15/2016	$15,001,950.00	$14,992,800.00	$9,150.00	.06	AA+	N/A	.0000	.00
		FED HOME LN BK DTD 12/15/14 0.550 11/15/2016								
3130A3UC6	15,000,000.0000	05/15/2017	$15,026,400.00	$14,975,400.00	$51,000.00	.34	AA+	AAA	.0000	.00
		FED HOME LN BK DTD 12/30/14 0.900 05/15/2017								
3130A3UR3	5,000,000.0000	01/06/2017	$5,003,600.00	$5,014,700.00	($11,100.00)	(.22)	AA+	AAA	.0000	.00
		FED HOME LN BK DTD 01/06/15 0.750 01/06/2017								
3130A4QQ8	10,000,000.0000	03/24/2017	$10,010,300.00	$10,011,700.00	($1,400.00)	(.01)	AA+	AAA	.0000	.00
		FED HOME LN BK SER 0000								
3130A5EP0	5,000,000.0000	05/30/2017	$5,002,350.00	$4,995,150.00	$7,200.00	.14	AA+	AAA	.0000	.00
		FED HOME LN BK DTD 05/15/15 0.625 05/30/2017								
3130A6M87	15,000,000.0000	12/19/2016	$15,001,800.00	$15,000,000.00	$1,800.00	.01	AA+	AAA	.0000	.00
		FED HOME LN BK DTD 10/19/15 0.410 12/19/2016								
3130A6RC3	5,000,000.0000	11/02/2018	$5,010,400.00	$5,000,000.00	$10,400.00	.21	AA+	AAA	.0000	.00
		FED HOME LN BK DTD 11/04/15 1.150 11/02/2018								
3130A6WT0	4,950,000.0000	06/29/2018	$4,952,227.50	$4,950,000.00	$2,227.50	.05	AA+	AAA	.0000	.00
		FED HOME LN BK SER 0001								
3130A7RT4	20,000,000.0000	04/18/2019	$19,979,400.00	$19,989,000.00	($9,600.00)	(.05)	AA+	AAA	.0000	.00
		FED HOME LN BK DTD 04/18/16 1.200 04/18/2019								
3130A7S63	8,000,000.0000	05/09/2018	$8,000,080.00	$8,000,000.00	$80.00	.00	AA+	AAA	.0000	.00
		FED HOME LN BK DTD 05/09/16 1.000 05/09/2018								
3130A84C4	10,000,000.0000	05/25/2018	$9,983,600.00	$10,000,000.00	($16,400.00)	(.16)	AA+	AAA	.0000	.00
		FED HOME LN BK SER 0003								
313380EC7	5,000,000.0000	09/08/2017	$5,004,800.00	$4,996,500.00	$8,300.00	.17	AA+	AAA	.0000	.00

WELLS FARGO
Market/Cost Value Comparison Report
By Account By Industry Class
COUNTY OF VENTURA

General Reporting
From Month End 10/31/2016
11/01/2016 11:04:35 AM EDT

ACCOUNT: All Accounts Selected
* = Trade or Other Activity Pending

Asset ID	Units	Maturity Date	Market Value	Fed Tax Cost	Gain/Loss Amount	%	S & P Rating	Moody`s Rating	Units in Transition	Encumbrd Units
		FED HOME LN BK DTD 08/06/12 0.750 09/08/2017								
3133EC7A6	3,000,000.0000	12/12/2017	$2,994,660.00	$3,000,000.00	($5,340.00)	(.18)	AA+	AAA	.0000	.00
		FED FARM CREDIT BK DTD 12/12/12 0.820 12/12/2017								
3133ECP40	5,000,000.0000	05/09/2017	$4,994,100.00	$4,998,000.00	($3,900.00)	(.08)	AA+	AAA	.0000	.00
		FED FARM CREDIT BK DTD 05/09/13 0.640 05/09/2017								
3133EE6K1	10,000,000.0000	11/13/2017	$10,000,200.00	$9,990,000.00	$10,200.00	.10	AA+	AAA	.0000	.00
		FED FARM CREDIT BK DTD 08/13/15 0.930 11/13/2017								
3133EEBU3	25,000,000.0000	11/14/2016	$25,002,750.00	$24,983,460.00	$19,290.00	.08	AA+	AAA	.0000	.00
		FED FARM CREDIT BK DTD 11/14/14 0.600 11/14/2016								
3133EEDQ0	30,000,000.0000	12/01/2016	$30,009,600.00	$29,994,000.00	$15,600.00	.05	AA+	AAA	.0000	.00
		FED FARM CREDIT BK DTD 12/01/14 0.580 12/01/2016								
3133EEX62	20,000,000.0000	06/16/2017	$20,026,600.00	$20,000,000.00	$26,600.00	.13	AA+	AAA	.0000	.00
		FED FARM CREDIT BK DTD 06/16/15 0.800 06/16/2017								
3133EF3B1	10,000,000.0000	04/18/2018	$9,988,300.00	$9,999,000.00	($10,700.00)	(.11)	AA+	AAA	.0000	.00
		FED FARM CREDIT BK DTD 04/12/16 0.750 04/18/2018								
3133EF3N5	10,000,000.0000	07/18/2018	$9,990,900.00	$9,995,000.00	($4,100.00)	(.04)	AA+	AAA	.0000	.00
		FED FARM CREDIT BK DTD 04/18/16 1.000 07/18/2018								
3133EFF51	5,000,000.0000	02/26/2018	$4,996,250.00	$5,000,000.00	($3,750.00)	(.08)	AA+	AAA	.0000	.00
		FED FARM CREDIT BK DTD 02/26/16 0.850 02/26/2018								
3133EFJL2	5,000,000.0000	10/13/2017	$4,997,900.00	$4,998,000.00	($100.00)	.00	AA+	AAA	.0000	.00
		FED FARM CREDIT BK DTD 10/13/15 0.730 10/13/2017								
3133EFKM8	5,000,000.0000	10/20/2017	$4,996,300.00	$4,987,850.00	$8,450.00	.17	AA+	AAA	.0000	.00
		FED FARM CREDIT BK DTD 10/20/15 0.710 10/20/2017								
3133EFMU8	5,000,000.0000	05/02/2018	$4,995,800.00	$4,987,800.00	$8,000.00	.16	AA+	AAA	.0000	.00
		FED FARM CREDIT BK DTD 11/02/15 0.950 05/02/2018								
3133EFMV6	23,505,000.0000	08/02/2018	$23,505,000.00	$23,390,676.00	$114,324.00	.49	AA+	AAA	.0000	.00
		FED FARM CREDIT BK DTD 11/02/15 1.020 08/02/2018								
3133EFPH4	5,000,000.0000	11/17/2017	$5,010,150.00	$5,000,000.00	$10,150.00	.20	AA+	AAA	.0000	.00
		FED FARM CREDIT BK DTD 11/17/15 0.930 11/17/2017								
3133EFSG3	15,000,000.0000	03/14/2018	$15,024,300.00	$15,000,000.00	$24,300.00	.16	AA+	AAA	.0000	.00
		FED FARM CREDIT BK DTD 12/14/15 1.100 03/14/2018								

WELLS FARGO

Market/Cost Value Comparison Report
By Account By Industry Class
COUNTY OF VENTURA

General Reporting
From Month End 10/31/2016
11/01/2016 11:04:35 AM EDT

ACCOUNT: All Accounts Selected
* = Trade or Other Activity Pending

Asset ID	Units	Maturity Date	Market Value	Fed Tax Cost	Gain/Loss Amount	%	S & P Rating	Moody`s Rating	Units in Transition	Encumbrd Units
3133EFV87	15,000,000.0000	03/29/2018	$14,989,950.00	$14,998,000.00	($8,050.00)	(.05)	AA+	AAA	.0000	.00
	FED FARM CREDIT BK DTD 03/29/16 0.875 03/29/2018									
3133EGBB0	15,000,000.0000	05/18/2018	$14,983,050.00	$14,994,000.00	($10,950.00)	(.07)	AA+	AAA	.0000	.00
	FED FARM CREDIT BK DTD 05/18/16 0.930 05/18/2018									
3133EGBE4	10,830,000.0000	11/19/2018	$10,814,188.20	$10,819,170.00	($4,981.80)	(.05)	AA+	AAA	.0000	.00
	FED FARM CREDIT BK DTD 05/19/16 1.060 11/19/2018									
3134G5PF6	15,000,000.0000	02/15/2017	$15,012,150.00	$14,983,350.00	$28,800.00	.19	AA+	AAA	.0000	.00
	FED HOME LN MTG CORP DTD 11/14/14 0.650 02/15/2017									
3134G5RH0	10,000,000.0000	02/15/2017	$10,009,500.00	$9,997,900.00	$11,600.00	.12	AA+	N/A	.0000	.00
	FED HOME LN MTG CORP DTD 12/17/14 0.690 02/15/2017									
3134G6PJ6	10,396,000.0000	12/29/2016	$10,400,886.12	$10,396,000.00	$4,886.12	.05	AA+	AAA	.0000	.00
	FED HOME LN MTG CORP DTD 03/24/15 0.580 12/29/2016									
3134G76U0	5,000,000.0000	10/27/2017	$4,996,250.00	$5,000,000.00	($3,750.00)	(.08)	AA+	AAA	.0000	.00
	FED HOME LN MTG CORP MED TERM NOTE SER 0003									
3134G8TV1	5,350,000.0000	03/29/2019	$5,342,242.50	$5,347,271.50	($5,029.00)	(.09)	AA+	AAA	.0000	.00
	FED HOME LN MTG CORP MED TERM NOTE SER 0000									
3134G8ZZ5	10,000,000.0000	04/26/2019	$9,988,300.00	$10,000,000.00	($11,700.00)	(.12)	AA+	AAA	.0000	.00
	FED HOME LN MTG CORP MED TERM NOTE									
3134G9AQ0	10,000,000.0000	10/26/2018	$9,984,900.00	$9,995,000.00	($10,100.00)	(.10)	AA+	N/A	.0000	.00
	FED HOME LN MTG CORP MED TERM NOTE SER 0000									
3134G9HJ9	5,000,000.0000	08/10/2018	$4,996,800.00	$5,000,000.00	($3,200.00)	(.06)	AA+	AAA	.0000	.00
	FED HOME LN MTG CORP SER 0000									
3135G0J61	5,000,000.0000	03/28/2018	$5,002,500.00	$4,990,000.00	$12,500.00	.25	AA+	AAA	.0000	.00
	FED NATL MTG ASSN SER 2YR									
3135G0PQ0	10,000,000.0000	10/26/2017	$10,016,500.00	$9,966,000.00	$50,500.00	.51	AA+	AAA	.0000	.00
	FED NATL MTG ASSN DTD 09/24/12 0.875 10/26/2017									
3135G0WM1	4,000,000.0000	04/30/2018	$3,994,320.00	$3,984,000.00	$10,320.00	.26	AA+	AAA	.0000	.00
	FED NATL MTG ASSN SER 0002									
3135G0ZB2	5,000,000.0000	04/20/2017	$5,005,300.00	$4,973,450.00	$31,850.00	.64	AA+	AAA	.0000	.00
	FED NATL MTG ASSN DTD 03/10/14 0.750 04/20/2017									
3136G3AG0	4,290,000.0000	02/26/2019	$4,285,152.30	$4,284,637.50	$514.80	.01	AA+	AAA	.0000	.00

WELLS FARGO
Market/Cost Value Comparison Report
By Account By Industry Class
COUNTY OF VENTURA

General Reporting
From Month End 10/31/2016
11/01/2016 11:04:35 AM EDT

ACCOUNT: All Accounts Selected
* = Trade or Other Activity Pending

Asset ID	Units	Maturity Date	Market Value	Fed Tax Cost	Gain/Loss Amount	%	S & P Rating	Moody`s Rating	Units in Transition	Encumbrd Units
		FED NATL MTG ASSN SER 0001								
SUBTOTAL	**441,321,000.0000**		**$441,333,036.62**	**$440,982,687.00**	**$350,349.62**	**.08**			**.0000**	**.00**
MUNICIPAL BONDS										
MUNICIPAL TAXABLE										
13063CFD7	950,000.0000	11/01/2016	$950,000.00	$958,445.50	($8,445.50)	(.88)	AA-	AA3	.0000	.00
	CALIFORNIA ST TXBL-VARIOUS PURPOSE									
13063CP79	5,000,000.0000	04/01/2018	$4,988,100.00	$4,999,950.00	($11,850.00)	(.24)	AA-	AA3	.0000	.00
	CALIFORNIA ST TXBL									
13063CPM6	10,000,000.0000	11/01/2016	$10,000,000.00	$10,021,000.00	($21,000.00)	(.21)	AA-	AA3	.0000	.00
	CALIFORNIA ST TXBL									
13063CPN4	5,000,000.0000	11/01/2017	$5,011,700.00	$5,002,500.00	$9,200.00	.18	AA-	AA3	.0000	.00
	CALIFORNIA ST TXBL									
13063CXU9	15,000,000.0000	11/01/2017	$14,997,900.00	$15,004,550.00	($6,650.00)	(.04)	AA-	AA3	.0000	.00
	CALIFORNIA ST TXBL-SER A									
13067WHU9	10,000.0000	12/01/2016	$10,003.20	$10,060.40	($57.20)	(.57)	N/R	N/R	.0000	.00
	CALIFORNIA ST DEPT OF WTR RESO PREREFUNDED-TXBL-WTR SYS-SER A									
13067WJG8	590,000.0000	12/01/2016	$590,188.80	$593,563.60	($3,374.80)	(.57)	AAA	AA1	.0000	.00
	CALIFORNIA ST DEPT OF WTR RESO UNREFUNDED-TXBL-WTR SYS-SERAO									
54473ERN6	3,920,000.0000	12/01/2016	$3,919,921.60	$3,920,000.00	($78.40)	.00	AA	AA3	.0000	.00
	LOS ANGELES CNTY CA PUBLIC WKS TXBL-REF-SER C									
54473ERP1	1,330,000.0000	12/01/2017	$1,334,415.60	$1,330,000.00	$4,415.60	.33	AA	AA3	.0000	.00
	LOS ANGELES CNTY CA PUBLIC WKS TXBL-REF-SER C									
68609BUP0	100,000.0000	05/01/2017	$100,007.00	$100,000.00	$7.00	.01	AA+	AA1	.0000	.00
	OREGON ST TXBL-ARTICLE XI-Q-SER E									
68609BUQ8	100,000.0000	05/01/2018	$99,793.00	$100,000.00	($207.00)	(.21)	AA+	AA1	.0000	.00
	OREGON ST TXBL-ARTICLE XI-Q-SER E									
68609BUR6	100,000.0000	05/01/2019	$99,788.00	$100,000.00	($212.00)	(.21)	AA+	AA1	.0000	.00
	OREGON ST TXBL-ARTICLE XI-Q-SER E									
76911ADL6	350,000.0000	11/01/2016	$350,000.00	$350,000.00	$.00	.00	AA-	N/R	.0000	.00
	RIVERSIDE CNTY CA ASSET LEASIN TXBL-REF-COURT FACS PROJ-SER B									
79730WAT7	2,660,000.0000	09/01/2017	$2,664,841.20	$2,657,632.60	$7,208.60	.27	AA-	N/R	.0000	.00

WELLS FARGO

Market/Cost Value Comparison Report
By Account By Industry Class
COUNTY OF VENTURA

General Reporting
From Month End 10/31/2016
11/01/2016 11:04:35 AM EDT

ACCOUNT: All Accounts Selected
* = Trade or Other Activity Pending

Asset ID	Units	Maturity Date	Market Value	Fed Tax Cost	Gain/Loss Amount	%	S & P Rating	Moody`s Rating	Units in Transition	Encumbrd Units
		SAN DIEGO CA REDEV AGY SUCCESS TXBL-REF-SER B								
799014AN5	1,040,000.0000	08/01/2017	$1,044,045.60	$1,040,000.00	$4,045.60	.39	A	N/R	.0000	.00
		SAN MATEO CA REDEV AGY SUCCESS TXBL-REF-SER B								
799014AP0	800,000.0000	08/01/2018	$808,264.00	$800,000.00	$8,264.00	1.03	A	N/R	.0000	.00
		SAN MATEO CA REDEV AGY SUCCESS TXBL-REF-SER B								
80168NGX1	3,340,000.0000	04/01/2018	$3,355,263.80	$3,350,120.20	$5,143.60	.15	AA+	AA2	.0000	.00
		SANTA CLARA VLY CA TRANSPRTN A REF-TXBL-MEASURE A-SER B								
80263KAK5	600,000.0000	08/01/2017	$601,680.00	$600,000.00	$1,680.00	.28	AA	N/R	.0000	.00
		SANTA ROSA CA REDEV AGY SUCCES TXBL-REF-SER B								
80263KAL3	650,000.0000	08/01/2018	$655,934.50	$650,000.00	$5,934.50	.91	AA	N/R	.0000	.00
		SANTA ROSA CA REDEV AGY SUCCES TXBL-REF-SER B								
91412GD28	4,000,000.0000	05/15/2018	$3,991,240.00	$4,000,000.00	($8,760.00)	(.22)	AA	AA2	.0000	.00
		UNIV OF CALIFORNIA CA REVENUES TXBL-REF-GEN-SER AS								
91412GD36	3,000,000.0000	05/15/2019	$2,990,280.00	$3,000,000.00	($9,720.00)	(.32)	AA	AA2	.0000	.00
		UNIV OF CALIFORNIA CA REVENUES TXBL-REF-GEN-SER AS								
988176HV8	1,000,000.0000	08/01/2018	$996,110.00	$1,000,000.00	($3,890.00)	(.39)	N/R	AA2	.0000	.00
		YUBA CA CMNTY CLG DIST TXBL-REF-SER B								
SUBTOTAL	**59,540,000.0000**		**$59,559,476.30**	**$59,587,822.30**	**($28,346.00)**	**(.05)**			**.0000**	**.00**
OTHER ASSETS										
OTHER ASSETS										
MS6232818	65,000,000.0000		$65,000,000.00	$65,000,000.00	$.00	.00			.0000	.00
		CA LAIF STATE OF CALIFORNIA INVESTMENT FD								
MS6615459	25,000,000.0000		$25,014,975.00	$25,000,000.00	$14,975.00	.06			.0000	.00
		CALTRUST SHORT TERM ACCT								
SUBTOTAL	**90,000,000.0000**		**$90,014,975.00**	**$90,000,000.00**	**$14,975.00**	**.02**			**.0000**	**.00**
ACCOUNT 11435100 TOTAL	**1,863,345,000.0000**		**$1,862,598,417.77**	**$1,861,106,228.03**	**$1,492,189.74**	**.08**			**.0000**	**.00**
GRAND TOTAL	**1,863,345,000.0000**		**$1,862,598,417.77**	**$1,861,106,228.03**	**$1,492,189.74**	**.08**			**.0000**	**.00**

END OF REPORT

OCTOBER 2016 TRANSACTIONS

Transaction Date	Purchase/ Sale	Par Amount	Security Type	Security Name	Maturity Date	Yield
10/04/16	Purchase	10.00	CP	CREDIT AGRICOLE CIB NY	01/06/17	0.86
10/04/16	Purchase	10.00	CP	TOYOTA CREDIT DE PUERTO RICO	01/03/17	0.82
10/04/16	Purchase	10.00	YCD	BANCO ESTADO CHILE NY	01/04/17	0.86
10/05/16	Purchase	10.00	YCD	CHIBA BANK LTD NY	01/05/17	1.02
10/05/16	Purchase	10.00	YCD	BANCO ESTADO CHILE NY	01/12/17	0.85
10/07/16	Purchase	15.00	YCD	OVERSEA- CHINESE BK CO NY	01/17/17	0.90
10/14/16	Sale	10.00	SUPRANATIONAL	INTL BK RECON & DEVELOP	01/22/19	1.0321
10/20/16	Purchase	10.00	YCD	BANCO ESTADO CHILE NY	02/10/17	0.87
10/24/16	Purchase	10.00	CP	TOYOTA MOTOR CREDIT CORP	02/07/17	0.80
10/24/16	Purchase	10.00	YCD	BANCO ESTADO CHILE NY	02/07/17	0.87
10/25/16	Purchase	10.00	CP	TOYOTA CREDIT DE PUERTO RICO	02/06/17	0.83
10/26/16	Purchase	10.00	YCD	NORDEA BANK FINLAND NY	02/06/17	0.74
10/26/16	Purchase	10.00	YCD	BANCO ESTADO CHILE NY	02/08/17	0.86
10/26/16	Purchase	10.00	YCD	OVERSEA- CHINESE BK CO NY	02/16/17	0.85
10/27/16	Purchase	25.00	CP	KOREA DEVELOPMENT BK NY	12/09/16	0.65
10/27/16	Purchase	10.00	YCD	BANCO ESTADO CHILE NY	03/08/17	0.95

Exhibit 3

PORTFOLIO AVERAGE MONTHLY BALANCE

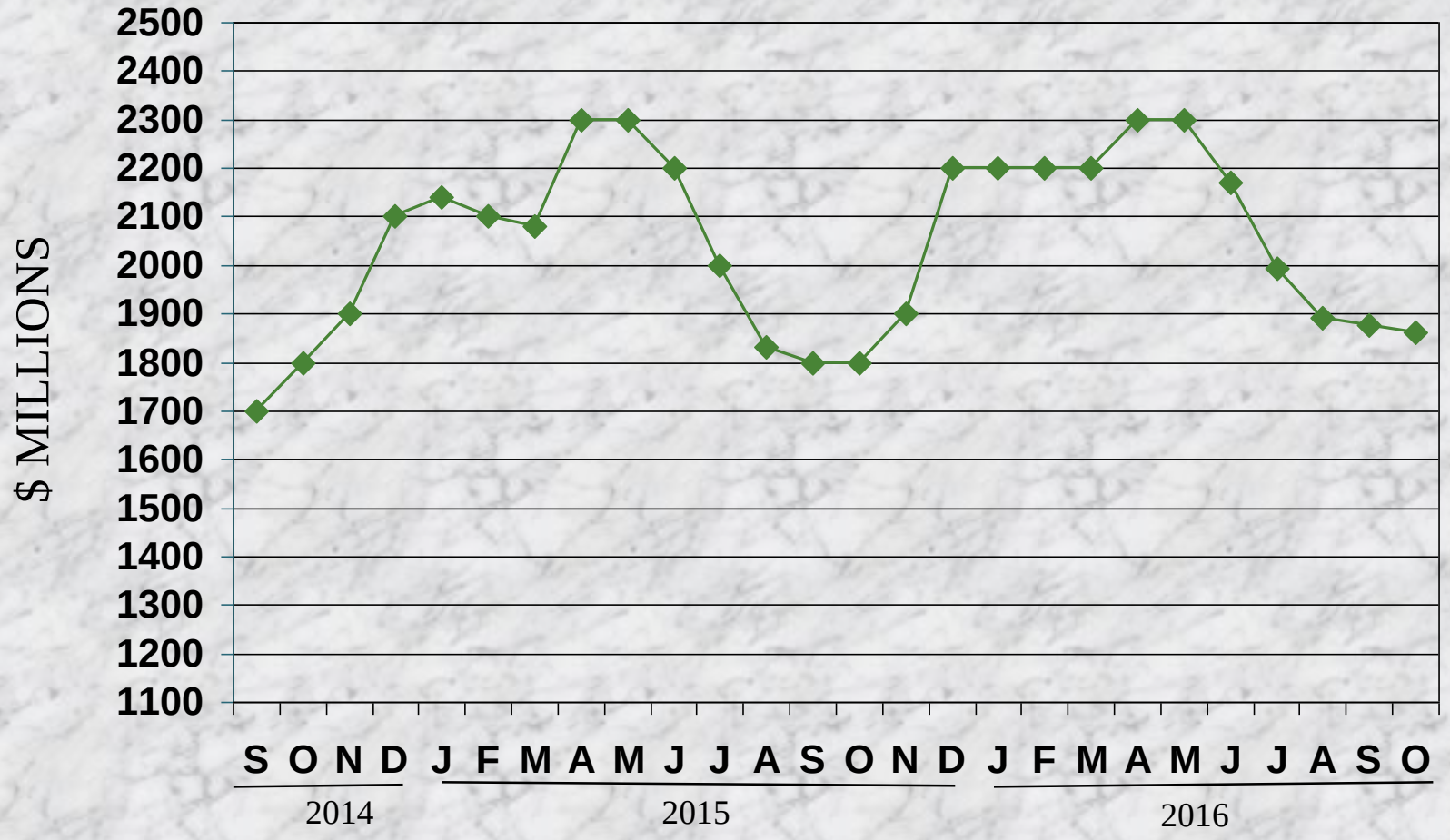

Exhibit 3

AVERAGE MATURITY

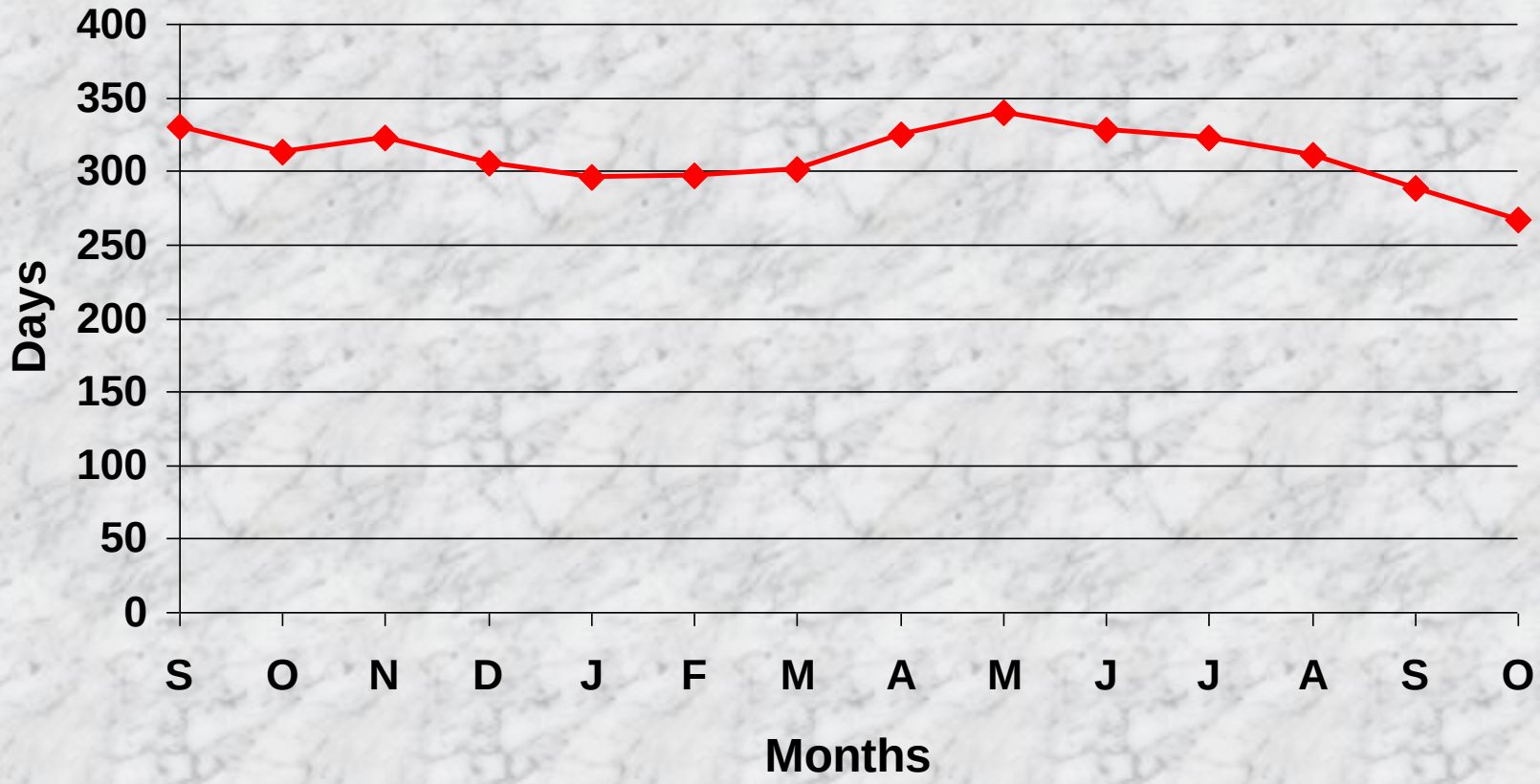

++++YIELD COMPARISON

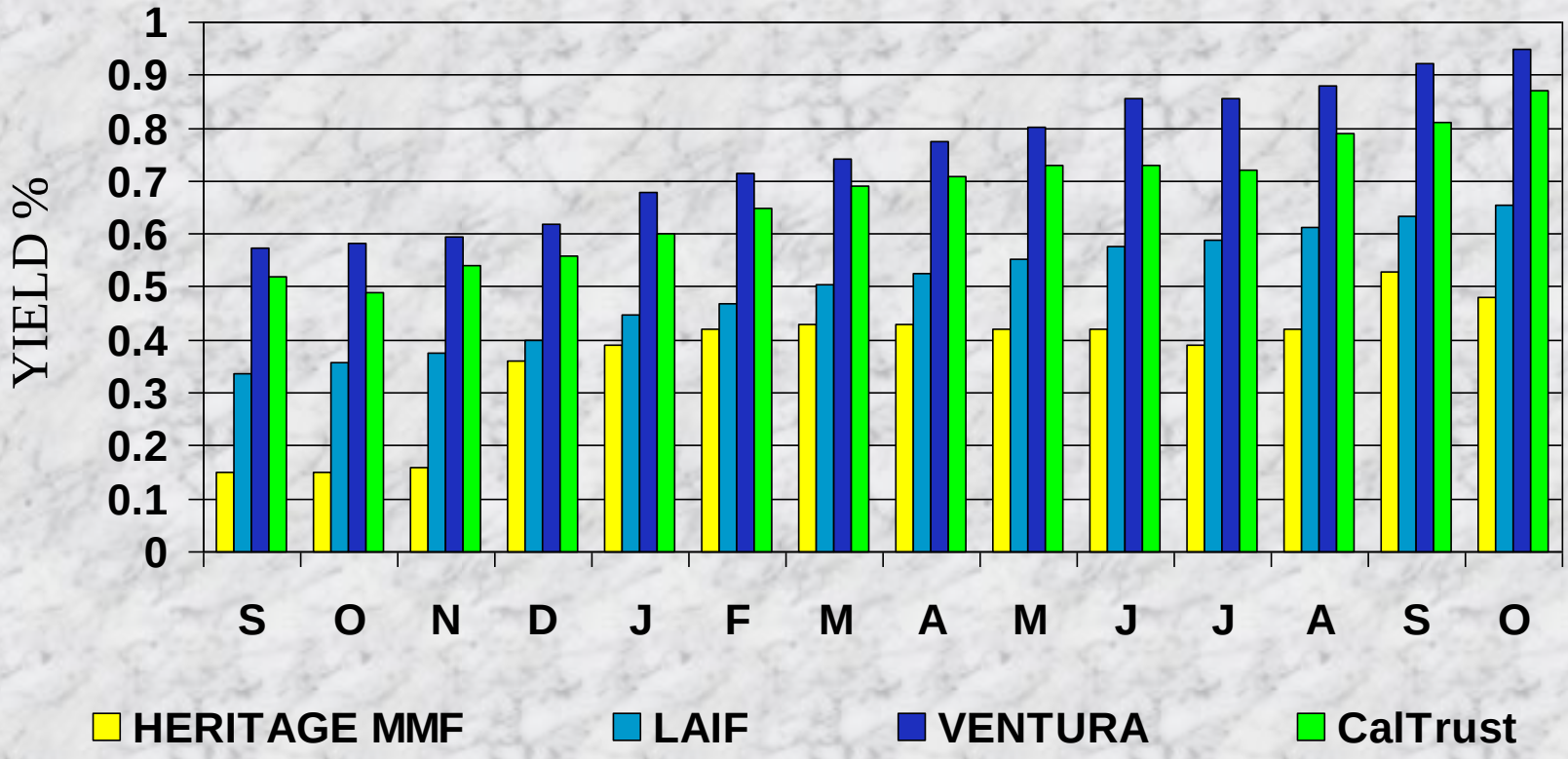

Exhibit 3

ROLLING 2-YEAR % YIELD

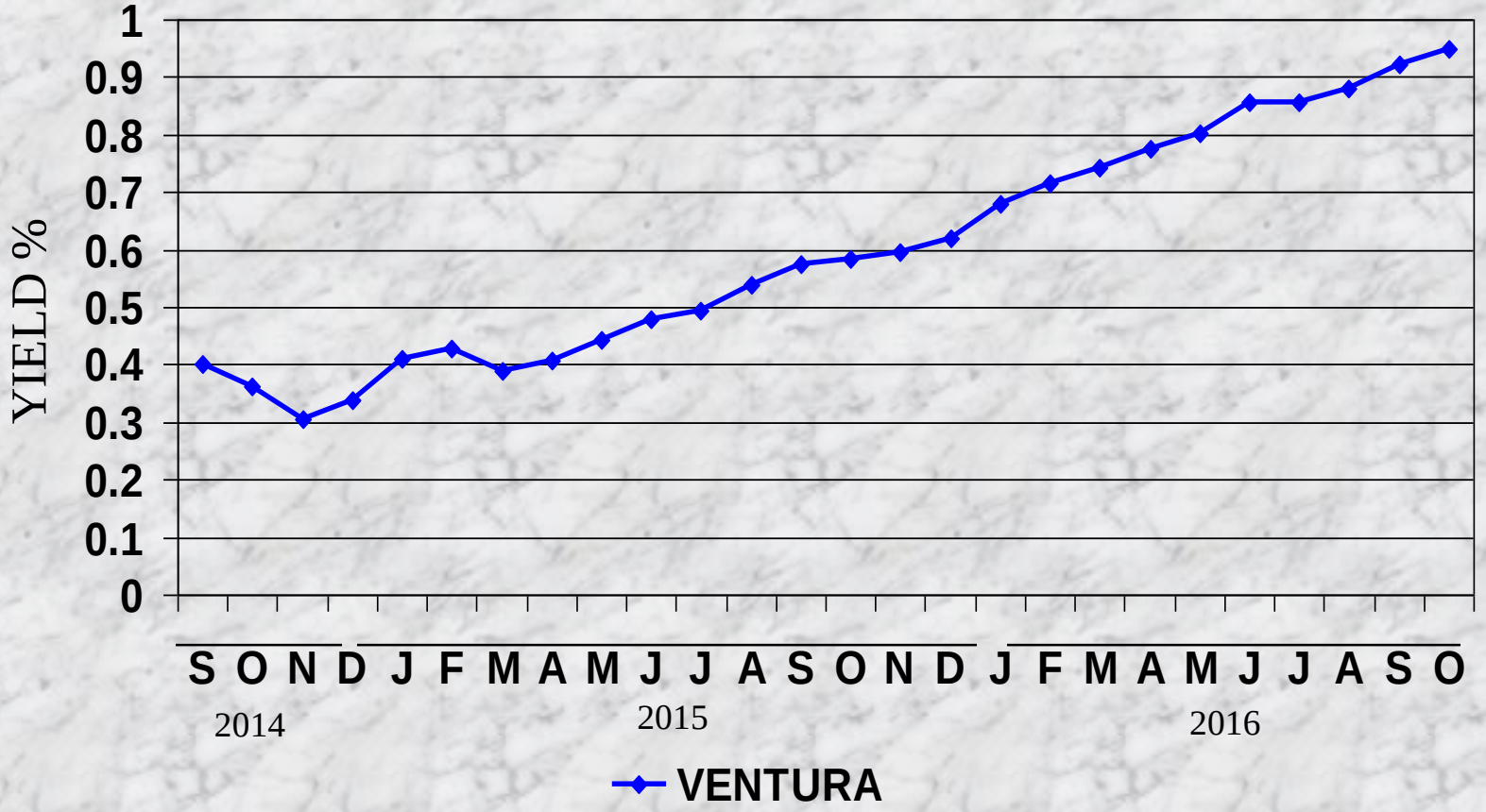

ROLLING 2-YEAR $ YIELD

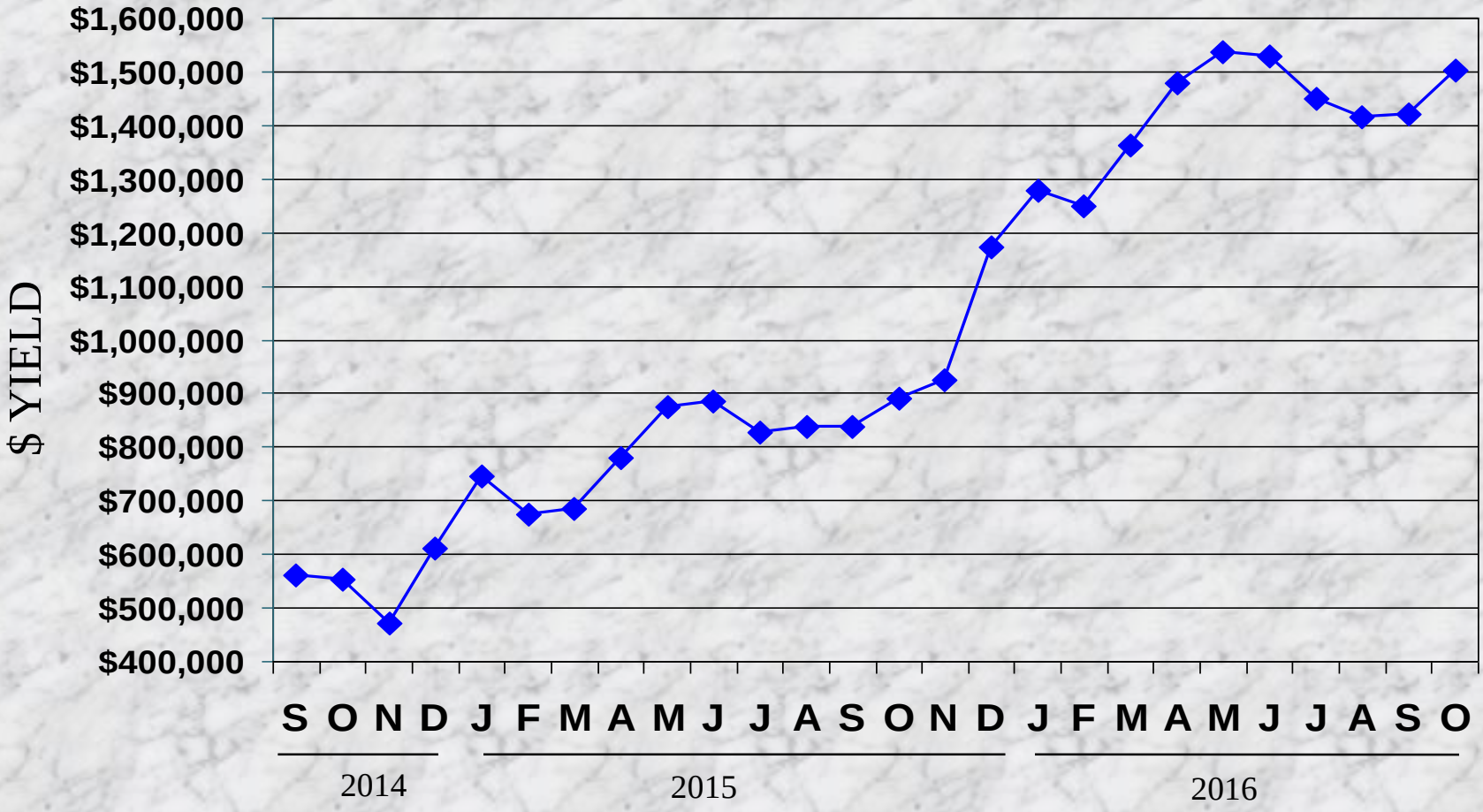

Exhibit 3

MATURITY DISTRIBUTION

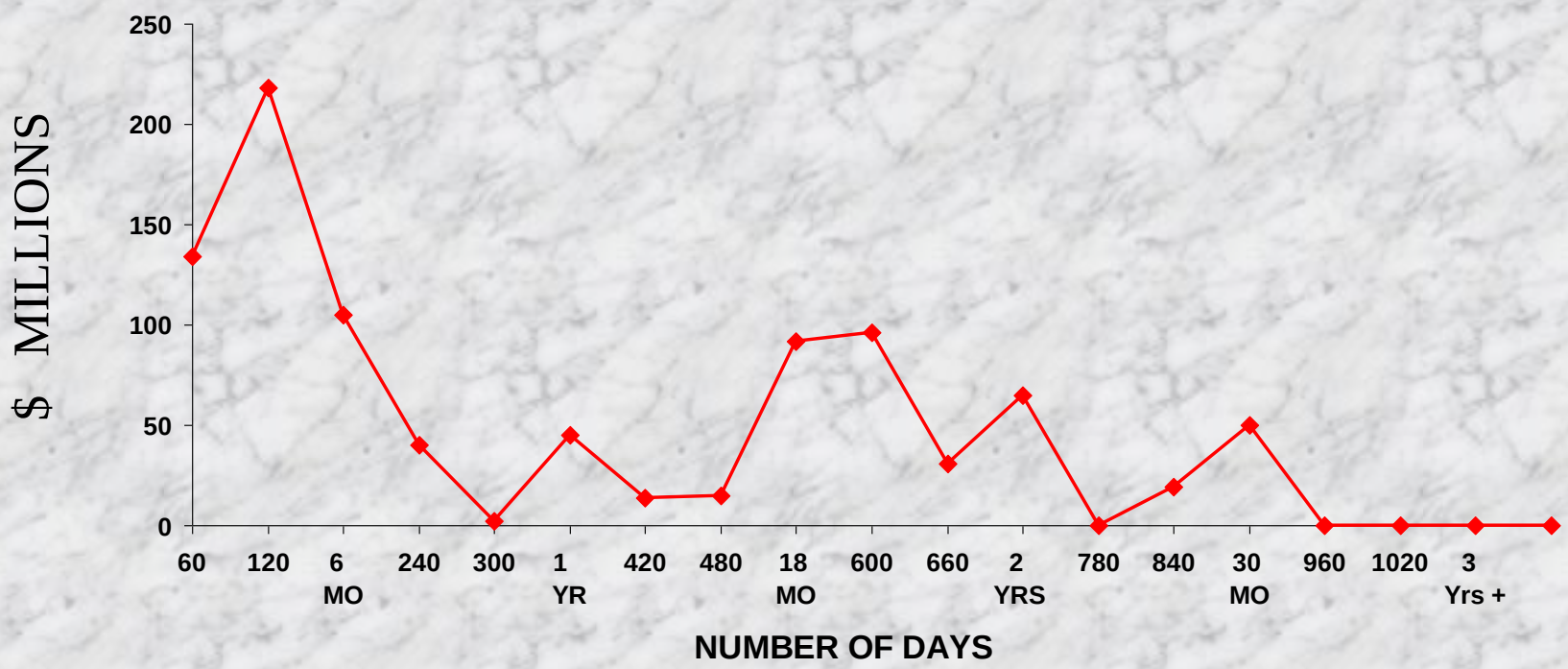

Exhibit 3

PORTFOLIO HOLDINGS BY CLASS

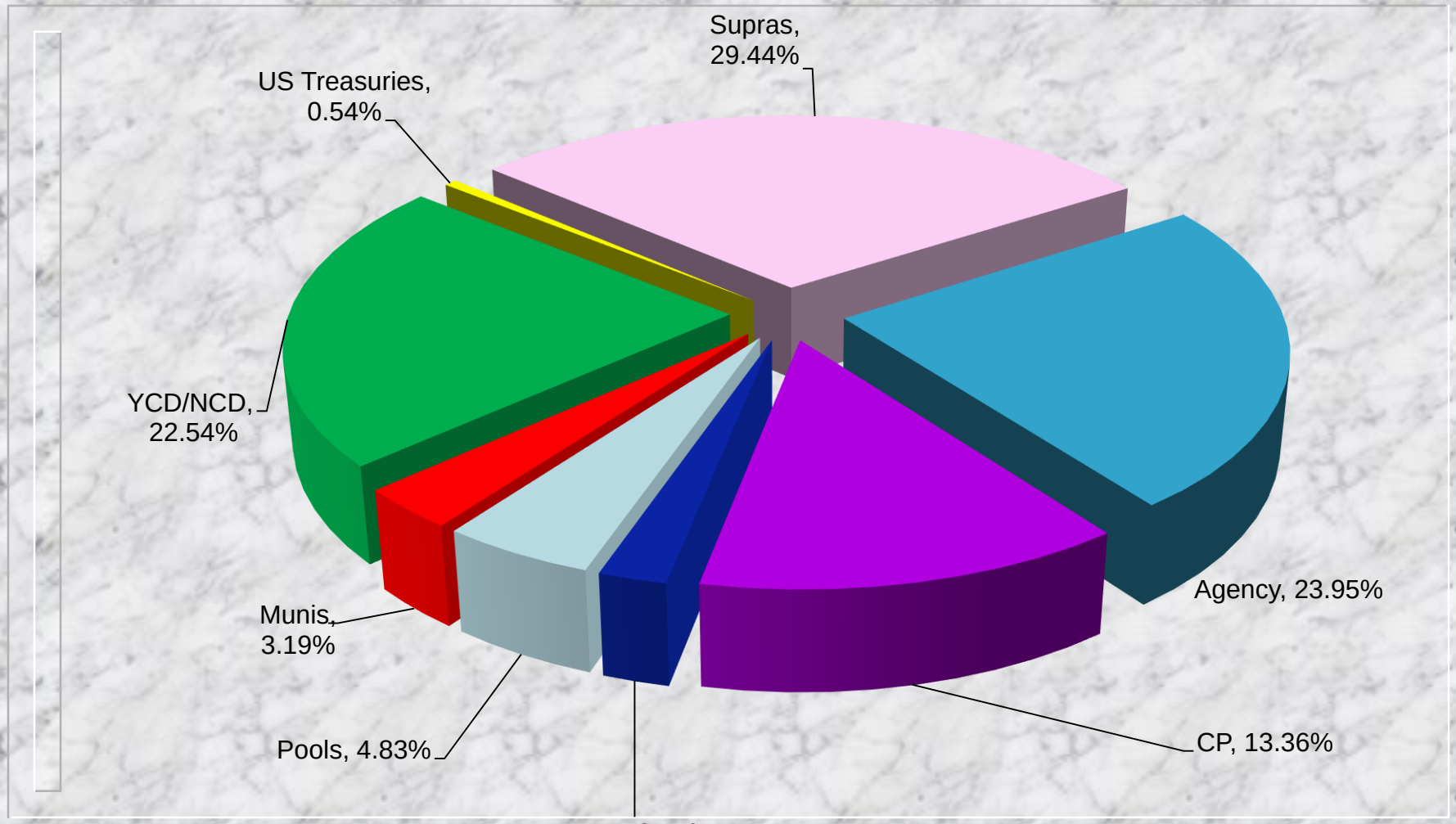

TREASURER-TAX COLLECTOR
VENTURA COUNTY

STEVEN HINTZ
TREASURER
TAX COLLECTOR

Linda Catherine Le, MPPA, ACPFIM
Assistant Treasurer-Tax Collector

January 24, 2017

Ventura County Board of Supervisors
800 South Victoria Avenue
Ventura, CA 93009

SUBJECT: Receive and File Report of Investments, Including Market Values for Investments for the Month Ending November 30, 2016.

RECOMMENDATION: Receive and File

FISCAL/MANDATES IMPACT: None

DISCUSSION:
The **average daily portfolio balance for the period** was $1.972 billion, up from $1.861 billion. This increase reflects the beginning of the secured property tax payment cycle. This balance is the highest-ever November balance.

The **annualized yield for the period** was .940% (94 basis points), a one-basis-point reduction. This reflects the shortened **weighted average days to maturity for the period** of 246 days, down from 267 days. The interest-rate-sensitive measure of **duration** of .55 reflects the continuing reduction of exposure to the risk of interest rate variations. All three of these numbers reflect management's reshaping of the portfolio to accommodate the expected Standard and Poor's scoring protocol changes, and to regularize cash flow.

The **total net earnings for the period** were $1.48 million. Going forward, the pool is invested in instruments which will **yield to maturity** 1.02% (101.9 basis points). The reductions in these numbers reflect the same factors mentioned above.

The portfolio has been managed with the stated objectives of safety, liquidity and earning a competitive return, outlined in the Statement of Investment Policy. In striving to maintain the primary objective, safety of principal, the County portfolio has received a rating of "AAAf" by Standard & Poor's (S&P), the highest possible rating given by that agency. Regarding the secondary objective, maintaining sufficient liquidity to meet cash flow needs, the portfolio S&P rating of "S1+" is also the highest possible rating given by that agency. The County portfolio's ratings were affirmed by S&P on August 9, 2016. In light of the first two objectives, the portfolio has on balance outperformed all its benchmarks,

satisfying the final objective by earning a competitive rate of return. The pool continues to be comfortably within both the current and proposed S&P Guidelines for our credit rating.

Accordingly, it is my intent to continue to manage the portfolio based on the cautious assumption that interest rates within our horizon will rise gradually over the next several months. We will focus on commercial paper and negotiable certificates of deposit rather more than in previous months. It is my opinion that the portfolio is approaching its maximum possible percentage and dollar yield which I estimate to be 1% annualized and $2 million per month, respectively, given the limits imposed by our investment policy, the policies of the Standard & Poor's ratings team, and the existing interest rate market.

This letter has been reviewed and approved as to form by the County Executive Office, the Auditor-Controller's Office, and County Counsel.

Please contact me at 654-3726 if you have any questions regarding this item.

Steven Hintz
Treasurer-Tax Collector

Attachments:

Exhibit 1 – Market Values of Investments
Exhibit 2 – Monthly Transactions
Exhibit 3 - Graphs

WELLS FARGO

Market/Cost Value Comparison Report
By Account By Industry Class
COUNTY OF VENTURA

General Reporting
From Month End 11/30/2016
12/06/2016 02:40:38 PM EST

ACCOUNT: All Accounts Selected
* = Trade or Other Activity Pending

Asset ID	Units	Maturity Date	Market Value	Fed Tax Cost	Gain/Loss Amount	%	S & P Rating	Moody`s Rating	Units in Transition	Encumbrd Units
ACCOUNT: 11435100 COUNTY OF VENTURA										
NET CASH										
NET CASH										
	.0000		$.00	$.00	$.00	.00			.0000	.00
	U.S. DOLLARS									
SUBTOTAL	**.0000**		**$.00**	**$.00**	**$.00**	**.00**			**.0000**	**.00**
US GOVERNMENT SHORT-TERM										
GOVERNMENT AGENCY DISCOUNT										
313384V22	4,000,000.0000	12/29/2016	$3,999,400.00	$3,970,720.00	$28,680.00	.72	N/A	N/A	.0000	.00
	FED HOME LN BK DISC NOTE DTD 12/29/15 12/29/2016									
313385AD8	1,000,000.0000	01/04/2017	$999,670.00	$992,437.50	$7,232.50	.73	N/A	N/A	.0000	.00
	FED HOME LN BK DISC NOTE DTD 01/04/16 01/04/2017									
313385BY1	10,000,000.0000	02/16/2017	$9,990,200.00	$9,986,813.89	$3,386.11	.03	N/A	N/A	.0000	.00
	FED HOME LN BK DISC NOTE DTD 02/16/16 02/16/2017									
313385FE1	10,000,000.0000	05/05/2017	$9,976,800.00	$9,973,000.00	$3,800.00	.04	N/A	N/A	.0000	.00
	FED HOME LN BK DISC NOTE DTD 05/05/16 05/05/2017									
SUBTOTAL	**25,000,000.0000**		**$24,966,070.00**	**$24,922,971.39**	**$43,098.61**	**.17**			**.0000**	**.00**
SAVINGS & CERTIFICATES OF DEPOSIT										
MARKETABLE CERTIFICATES OF DEPOSIT										
05969YMB6	10,000,000.0000	01/27/2017	$10,005,900.00	$10,002,216.67	$3,683.33	.04	N/A	N/A	.0000	.00
	BANCO DEL ESTA DE CHLE CERT OF DEPOSIT									
05969YMP5	10,000,000.0000	02/14/2017	$10,005,500.00	$10,000,744.08	$4,755.92	.05	N/A	N/A	.0000	.00
	BANCO DEL ESTA DE CHLE CERT OF DEPOSIT									
05969YMZ3	10,000,000.0000	03/06/2017	$10,004,400.00	$10,000,743.92	$3,656.08	.04	N/A	N/A	.0000	.00
	BANCO DEL ESTA DE CHLE CERT OF DEPOSIT									
05969YRK1	10,000,000.0000	01/04/2017	$10,003,700.00	$10,000,000.00	$3,700.00	.04	N/A	N/A	.0000	.00
	BANCO DEL ESTA DE CHLE CERT OF DEPOSIT									
05969YSE4	10,000,000.0000	01/04/2017	$10,003,000.00	$10,000,509.99	$2,490.01	.02	N/A	N/A	.0000	.00
	BANCO DEL ESTA DE CHLE CERT OF DEPOSIT									
05969YSG9	10,000,000.0000	01/12/2017	$10,002,900.00	$10,000,000.00	$2,900.00	.03	N/A	N/A	.0000	.00
	BANCO DEL ESTA DE CHLE CERT OF DEPOSIT									
05969YTC7	10,000,000.0000	02/10/2017	$10,002,300.00	$10,000,626.07	$1,673.93	.02	N/A	N/A	.0000	.00

WELLS FARGO
Market/Cost Value Comparison Report
By Account By Industry Class
COUNTY OF VENTURA

General Reporting
From Month End 11/30/2016
12/06/2016 02:40:38 PM EST

ACCOUNT: All Accounts Selected
* = Trade or Other Activity Pending

Asset ID	Units	Maturity Date	Market Value	Fed Tax Cost	Gain/Loss Amount	%	S & P Rating	Moody`s Rating	Units in Transition	Encumbrd Units
			BANCO DEL ESTA DE CHLE CERT OF DEPOSIT							
05969YTF0	10,000,000.0000	02/07/2017	$10,002,700.00	$10,000,587.38	$2,112.62	.02	N/A	N/A	.0000	.00
			BANCO DEL ESTA DE CHLE CERT OF DEPOSIT							
05969YTJ2	10,000,000.0000	02/08/2017	$10,002,800.00	$10,001,163.75	$1,636.25	.02	N/A	N/A	.0000	.00
			BANCO DEL ESTA DE CHLE CERT OF DEPOSIT							
05969YTL7	10,000,000.0000	03/08/2017	$10,001,000.00	$10,000,730.79	$269.21	.00	N/A	N/A	.0000	.00
			BANCO DEL ESTA DE CHLE CERT OF DEPOSIT							
05969YUG6	10,000,000.0000	05/02/2017	$9,999,200.00	$10,000,000.00	($800.00)	(.01)	N/A	N/A	.0000	.00
			BANCO DEL ESTA DE CHLE CERT OF DEPOSIT							
05969YUL5	10,000,000.0000	06/09/2017	$9,999,400.00	$10,001,060.16	($1,660.16)	(.02)	N/A	N/A	.0000	.00
			BANCO DEL ESTA DE CHLE CERT OF DEPOSIT							
16706BZA9	10,000,000.0000	01/03/2017	$10,003,600.00	$10,001,509.09	$2,090.91	.02	N/A	N/A	.0000	.00
			CHIBA BK LTD NY BRAN CERT OF DEPOSIT							
16706BZC5	10,000,000.0000	01/04/2017	$10,003,600.00	$10,001,163.07	$2,436.93	.02	N/A	N/A	.0000	.00
			CHIBA BK LTD NY BRAN CERT OF DEPOSIT							
16706BZJ0	10,000,000.0000	01/13/2017	$10,003,600.00	$10,000,888.87	$2,711.13	.03	N/A	N/A	.0000	.00
			CHIBA BK LTD NY BRAN CERT OF DEPOSIT							
16706BZP6	10,000,000.0000	01/05/2017	$10,002,900.00	$10,000,254.89	$2,645.11	.03	N/A	N/A	.0000	.00
			CHIBA BK LTD NY BRAN CERT OF DEPOSIT							
48668MLC5	10,000,000.0000	03/10/2017	$10,007,500.00	$10,004,446.45	$3,053.55	.03	N/A	N/A	.0000	.00
			KOOKMIN BANK NY BRCH CERT OF DEPOSIT							
48668MND1	25,000,000.0000	02/03/2017	$25,015,500.00	$25,002,322.28	$13,177.72	.05	N/A	N/A	.0000	.00
			KOOKMIN BANK NY BRCH CERT OF DEPOSIT							
48668MNE9	25,000,000.0000	01/03/2017	$25,011,000.00	$25,002,843.45	$8,156.55	.03	N/A	N/A	.0000	.00
			KOOKMIN BANK NY BRCH CERT OF DEPOSIT							
48668MPE7	10,000,000.0000	01/17/2017	$10,005,600.00	$10,000,304.61	$5,295.39	.05	N/A	N/A	.0000	.00
			KOOKMIN BANK NY BRCH DTD 09/29/16 1.030 01/17/2017							
50066BKW0	10,000,000.0000	03/10/2017	$10,002,700.00	$10,001,054.76	$1,645.24	.02	N/A	N/A	.0000	.00
			KOREA DEVELOPMENT BK CERT OF DEPOSIT							
50066BKX8	10,000,000.0000	03/14/2017	$10,003,400.00	$10,000,653.41	$2,746.59	.03	N/A	N/A	.0000	.00
			KOREA DEVELOPMENT BK CERT OF DEPOSIT							

WELLS FARGO

Market/Cost Value Comparison Report
By Account By Industry Class
COUNTY OF VENTURA

General Reporting
From Month End 11/30/2016
12/06/2016 02:40:38 PM EST

ACCOUNT: All Accounts Selected
* = Trade or Other Activity Pending

Asset ID	Units	Maturity Date	Market Value	Fed Tax Cost	Gain/Loss Amount	%	S & P Rating	Moody`s Rating	Units in Transition	Encumbrd Units
50066BKY6	10,000,000.0000	03/21/2017	$10,002,800.00	$10,000,332.23	$2,467.77	.02	N/A	N/A	.0000	.00
	KOREA DEVELOPMENT BK CERT OF DEPOSIT									
63375PTY5	15,000,000.0000	02/10/2017	$15,013,500.00	$15,004,428.42	$9,071.58	.06	N/A	N/A	.0000	.00
	NATIONAL BANK OF KUWAI CERT OF DEPOSIT									
63375PUU1	20,000,000.0000	04/21/2017	$20,018,800.00	$20,001,486.18	$17,313.82	.09	N/A	N/A	.0000	.00
	NATIONAL BANK OF KUWAI CERT OF DEPOSIT									
63375PVF3	10,000,000.0000	05/26/2017	$10,017,900.00	$10,004,435.61	$13,464.39	.13	N/A	N/A	.0000	.00
	NATIONAL BANK OF KUWAI CERT OF DEPOSIT									
63375PVG1	10,000,000.0000	05/26/2017	$10,015,000.00	$10,002,201.97	$12,798.03	.13	N/A	N/A	.0000	.00
	NATIONAL BANK OF KUWAI CERT OF DEPOSIT									
65558LVA7	10,000,000.0000	02/06/2017	$10,001,000.00	$10,000,000.00	$1,000.00	.01	N/A	N/A	.0000	.00
	NORDEA BANK FLD PLC NY CERT OF DEPOSIT									
69033LMY2	15,000,000.0000	01/17/2017	$15,006,000.00	$15,000,423.92	$5,576.08	.04	N/A	N/A	.0000	.00
	OVERSEA-CHINESE BANKING CERT OF DEPOSIT									
69033LNV7	10,000,000.0000	02/16/2017	$10,001,800.00	$10,000,626.11	$1,173.89	.01	N/A	N/A	.0000	.00
	OVERSEA-CHINESE BANKING CERT OF DEPOSIT									
69033LPM5	10,000,000.0000	03/20/2017	$10,000,700.00	$10,000,681.19	$18.81	.00	N/A	N/A	.0000	.00
	OVERSEA-CHINESE BANKING CERT OF DEPOSIT									
78009NC87	20,000,000.0000	02/17/2017	$20,012,000.00	$20,000,000.00	$12,000.00	.06	N/A	N/A	.0000	.00
	ROYAL BK OF CANADA CERT OF DEPOSIT									
85325THH1	20,000,000.0000	12/30/2016	$20,009,000.00	$20,005,886.18	$3,113.82	.02	N/A	N/A	.0000	.00
	STANDARD CHRTRD BNK NY CERT OF DEPOSIT									
85325THL2	20,000,000.0000	01/06/2017	$20,010,200.00	$20,000,000.00	$10,200.00	.05	N/A	N/A	.0000	.00
	STANDARD CHRTRD BNK NY CERT OF DEPOSIT									
89113WKX3	10,000,000.0000	07/28/2017	$9,994,900.00	$10,001,482.70	($6,582.70)	(.07)	N/A	N/A	.0000	.00
	TORONTO-DOMINION CERT OF DEPOSIT									
89113WLK0	10,000,000.0000	08/04/2017	$9,994,900.00	$10,001,488.06	($6,588.06)	(.07)	N/A	N/A	.0000	.00
	TORONTO-DOMINION CERT OF DEPOSIT									
89113WNN2	10,000,000.0000	05/08/2017	$9,999,800.00	$10,000,000.00	($200.00)	.00	N/A	N/A	.0000	.00
	TORONTO-DOMINION CERT OF DEPOSIT									
89113WPA8	10,000,000.0000	06/09/2017	$.00	$10,002,110.35	($10,002,110.35)	(100.00)			.0000	.00

WELLS FARGO
Market/Cost Value Comparison Report
By Account By Industry Class
COUNTY OF VENTURA

General Reporting
From Month End 11/30/2016
12/06/2016 02:40:38 PM EST

ACCOUNT: All Accounts Selected
* = Trade or Other Activity Pending

Asset ID	Units	Maturity Date	Market Value	Fed Tax Cost	Gain/Loss Amount	%	S & P Rating	Moody`s Rating	Units in Transition	Encumbrd Units
			TORONTO-DOMINION CERT OF DEPOSIT							
SUBTOTAL	**460,000,000.0000**		**$450,190,500.00**	**$460,049,406.61**	**($9,858,906.61)**	**(2.14)**			**.0000**	**.00**
COMMERCIAL PAPER										
COMMERCIAL PAPER DISCOUNT										
00280NMW7	10,000,000.0000	12/30/2016	$9,995,200.00	$9,927,519.44	$67,680.56	.68			.0000	.00
			ABBEY NAT'L TREASURY CPDN DTD 04/04/16 12/30/2016							
00280NN30	10,000,000.0000	01/03/2017	$9,993,700.00	$9,929,500.00	$64,200.00	.65			.0000	.00
			ABBEY NAT'L TREASURY CPDN DTD 04/08/16 01/03/2017							
00280NPE4	10,000,000.0000	02/14/2017	$9,981,300.00	$9,919,763.89	$61,536.11	.62			.0000	.00
			ABBEY NAT'L TREASURY CPDN DTD 05/20/16 02/14/2017							
00280NSK7	10,000,000.0000	05/19/2017	$9,946,000.00	$9,899,872.22	$46,127.78	.47			.0000	.00
			ABBEY NAT'L TREASURY CPDN DTD 08/17/16 05/19/2017							
00280NSQ4	10,000,000.0000	05/24/2017	$9,944,400.00	$9,897,266.67	$47,133.33	.48			.0000	.00
			ABBEY NAT'L TREASURY CPDN DTD 08/29/16 05/24/2017							
06538BN90	15,000,000.0000	01/09/2017	$14,988,750.00	$14,961,300.00	$27,450.00	.18			.0000	.00
			BANK OF TOKYO-MITSUBIS CPDN DTD 07/07/16 01/09/2017							
13607EMG1	10,000,000.0000	12/16/2016	$9,998,000.00	$9,934,125.00	$63,875.00	.64			.0000	.00
			CANADIAN IMPER. HLDS CPDN DTD 03/21/16 12/16/2016							
13607EP37	4,650,000.0000	02/03/2017	$4,642,560.00	$4,617,847.85	$24,712.15	.54			.0000	.00
			CANADIAN IMPER. HLDS CPDN DTD 05/11/16 02/03/2017							
13607EPH6	9,325,000.0000	02/17/2017	$9,306,816.25	$9,256,717.69	$50,098.56	.54			.0000	.00
			CANADIAN IMPER. HLDS CPDN DTD 05/25/16 02/17/2017							
22533TN51	15,000,000.0000	01/05/2017	$14,989,950.00	$14,952,000.00	$37,950.00	.25			.0000	.00
			CREDIT AGRICOLE CRP&IN CPDN DTD 09/07/16 01/05/2017							
22533TN69	20,000,000.0000	01/06/2017	$19,986,200.00	$19,946,611.14	$39,588.86	.20			.0000	.00
			CREDIT AGRICOLE CRP&IN CPDN DTD 04/12/16 01/06/2017							
46640PPH0	15,000,000.0000	02/17/2017	$14,970,750.00	$14,877,829.17	$92,920.83	.62			.0000	.00
			J.P. MORGAN SECURITIES CPDN DTD 05/23/16 02/17/2017							
46640PQ30	10,000,000.0000	03/03/2017	$9,974,400.00	$9,921,833.33	$52,566.67	.53			.0000	.00
			J.P. MORGAN SECURITIES CPDN DTD 06/06/16 03/03/2017							
5006E0M94	25,000,000.0000	12/09/2016	$24,997,250.00	$24,980,590.28	$16,659.72	.07			.0000	.00

WELLS FARGO

Market/Cost Value Comparison Report
By Account By Industry Class
COUNTY OF VENTURA

General Reporting
From Month End 11/30/2016
12/06/2016 02:40:38 PM EST

ACCOUNT: All Accounts Selected
* = Trade or Other Activity Pending

Asset ID	Units		Maturity Date	Market Value	Fed Tax Cost	Gain/Loss Amount	%	S & P Rating	Moody`s Rating	Units in Transition	Encumbrd Units
	KOREA DEVELOPMENT BK CPDN DTD 08/12/16 12/09/2016										
5006E0Q82	17,000,000.0000		03/08/2017	$16,954,270.00	$16,947,760.53	$6,509.47	.04			.0000	.00
	KOREA DEVELOPMENT BK CPDN DTD 11/08/16 03/08/2017										
5006E0S56	30,000,000.0000		05/05/2017	$29,851,500.00	$29,852,416.72	($916.72)	.00			.0000	.00
	KOREA DEVELOPMENT BK CPDN DTD 11/22/16 05/05/2017										
89233GMP8	5,000,000.0000		12/23/2016	$4,998,150.00	$4,961,375.00	$36,775.00	.74			.0000	.00
	TOYOTA MOTOR CREDIT CO CPDN DTD 03/28/16 12/23/2016										
89233GP75	10,000,000.0000		02/07/2017	$9,983,000.00	$9,976,444.44	$6,555.56	.07			.0000	.00
	TOYOTA MOTOR CREDIT CO CPDN DTD 05/13/16 02/07/2017										
89233GPF7	10,000,000.0000		02/15/2017	$9,981,000.00	$9,918,722.22	$62,277.78	.63			.0000	.00
	TOYOTA MOTOR CREDIT CO CPDN DTD 05/25/16 02/15/2017										
89233GQ17	25,000,000.0000		03/01/2017	$24,943,750.00	$24,927,500.00	$16,250.00	.07			.0000	.00
	TOYOTA MOTOR CREDIT CO CPDN DTD 07/21/16 03/01/2017										
89233GQ90	10,000,000.0000		03/09/2017	$9,972,800.00	$9,972,233.33	$566.67	.01			.0000	.00
	TOYOTA MOTOR CREDIT CO CPDN DTD 06/14/16 03/09/2017										
89233GQG4	10,000,000.0000		03/16/2017	$9,970,800.00	$9,971,902.78	($1,102.78)	(.01)			.0000	.00
	TOYOTA MOTOR CREDIT CPDN DTD 06/23/16 03/16/2017										
89233GT14	10,000,000.0000	*	06/01/2017	$9,938,800.00	$9,944,800.00	($6,000.00)	(.06)			10,000,000.0000	.00
	TOYOTA MOTOR CREDIT CO CPDN DTD 09/07/16 06/01/2017										
89233GU53	10,000,000.0000		07/05/2017	$9,924,400.00	$9,924,400.00	$.00	.00			.0000	.00
	TOYOTA MOTOR CREDIT CPDN DTD 11/04/16 07/05/2017										
89233GUA2	10,000,000.0000		07/10/2017	$9,922,700.00	$9,922,733.33	($33.33)	.00			.0000	.00
	TOYOTA MOTOR CREDIT CPDN DTD 10/13/16 07/10/2017										
8923A0N33	20,000,000.0000		01/03/2017	$19,987,400.00	$19,948,861.11	$38,538.89	.19			.0000	.00
	TOYOTA CDT DE PR CORP CPDN DTD 09/06/16 01/03/2017										
8923A0P64	10,000,000.0000		02/06/2017	$9,983,300.00	$9,976,022.22	$7,277.78	.07			.0000	.00
	TOYOTA CDT DE PR CORP CPDN DTD 09/22/16 02/06/2017										
8923A0Q22	10,000,000.0000		03/02/2017	$9,974,700.00	$9,971,888.89	$2,811.11	.03			.0000	.00
	TOYOTA CDT DE PR CORP CPDN DTD 11/07/16 03/02/2017										
8923A0QL0	5,000,000.0000		03/20/2017	$4,984,850.00	$4,984,625.00	$225.00	.00			.0000	.00
	TOYOTA CDT DE PR CORP CPDN DTD 11/17/16 03/20/2017										

WELLS FARGO
Market/Cost Value Comparison Report
By Account By Industry Class
COUNTY OF VENTURA

General Reporting
From Month End 11/30/2016
12/06/2016 02:40:38 PM EST

ACCOUNT: All Accounts Selected
* = Trade or Other Activity Pending

Asset ID	Units	Maturity Date	Market Value	Fed Tax Cost	Gain/Loss Amount	%	S & P Rating	Moody`s Rating	Units in Transition	Encumbrd Units
8923A0S12	10,000,000.0000	05/01/2017	$9,951,800.00	$9,953,488.89	($1,688.89)	(.02)			.0000	.00
	TOYOTA CDT DE PR CORP CPDN DTD 11/21/16 05/01/2017									
8923A0U68	10,000,000.0000	07/06/2017	$9,924,100.00	$9,922,000.00	$2,100.00	.02			.0000	.00
	TOYOTA CDT DE PR CORP CPDN DTD 11/08/16 07/06/2017									
SUBTOTAL	**385,975,000.0000**		**$384,962,596.25**	**$384,099,951.14**	**$862,645.11**	**.22**			**10,000,000.0000**	**.00**
CORPORATE BONDS										
CORPORATE BONDS										
084664CC3	3,000,000.0000	01/13/2017	$3,001,110.00	$3,000,000.00	$1,110.00	.04	AA	AA2	.0000	.00
	BERKSHIRE HATHAWAY FIN DTD 01/15/15 01/13/2017									
084664CE9	2,000,000.0000	03/07/2018	$2,002,560.00	$1,999,220.00	$3,340.00	.17	AA	AA2	.0000	.00
	BERKSHIRE HATHAWAY FIN DTD 03/15/16 1.450 03/07/2018									
459058EJ8	32,000,000.0000	06/15/2018	$31,855,680.00	$31,965,360.00	($109,680.00)	(.34)	AAA	AAA	.0000	.00
	INTL BK RECON & DEVELOP DTD 04/30/15 1.000 06/15/2018									
459058EM1	10,000,000.0000	11/15/2017	$9,997,400.00	$9,992,000.00	$5,400.00	.05	AAA	AAA	.0000	.00
	INTL BK RECON & DEVELOP DTD 06/23/15 1.000 11/15/2017									
459058ER0	55,000,000.0000	10/05/2018	$54,723,350.00	$54,867,250.00	($143,900.00)	(.26)	AAA	AAA	.0000	.00
	INTL BK RECON & DEVELOP DTD 10/07/15 1.000 10/05/2018									
459058FB4	5,000,000.0000	04/26/2019	$4,961,850.00	$5,000,000.00	($38,150.00)	(.76)	N/A	N/A	.0000	.00
	INTL BK RECON & DEVELOP DTD 04/26/16 1.300 04/26/2019									
459058FC2	15,000,000.0000	04/26/2019	$14,861,850.00	$14,995,000.00	($133,150.00)	(.89)	AAA	AAA	.0000	.00
	INTL BK RECON & DEVELOP DTD 04/26/16 1.250 04/26/2019									
45905URG1	25,000,000.0000	01/17/2017	$24,989,500.00	$25,000,000.00	($10,500.00)	(.04)	AAA	AAA	.0000	.00
	INTL BK RECON & DEVELOP MED TERM NOTE									
45905URW6	40,000,000.0000	04/10/2017	$39,945,200.00	$40,019,500.00	($74,300.00)	(.19)	AAA	N/R	.0000	.00
	INTL BK RECON & DEVELOP DTD 04/10/15 0.670 04/10/2017									
45905URX4	15,000,000.0000	05/15/2017	$15,016,470.00	$14,995,350.00	$21,120.00	.14			.0000	.00
	INTL BK RECON & DEVELOP DTD 04/17/15 0.650 05/15/2017									
45905URY2	35,000,000.0000	04/21/2018	$34,976,200.00	$35,000,000.00	($23,800.00)	(.07)	AAA	AAA	.0000	.00
	INTL BK RECON & DEVELOP DTD 04/21/15 0.960 04/21/2018									
45905USB1	75,000,000.0000	05/02/2017	$74,855,250.00	$74,852,910.00	$2,340.00	.00	AAA	AAA	.0000	.00
	INTL BK RECON & DEVELOP DTD 04/27/15 0.625 05/02/2017									

WELLS FARGO
Market/Cost Value Comparison Report
By Account By Industry Class
COUNTY OF VENTURA

General Reporting
From Month End 11/30/2016
12/06/2016 02:40:38 PM EST

ACCOUNT: All Accounts Selected
* = Trade or Other Activity Pending

Asset ID	Units	Maturity Date	Market Value	Fed Tax Cost	Gain/Loss Amount	%	S & P Rating	Moody`s Rating	Units in Transition	Encumbrd Units
45905USH8	20,000,000.0000	06/12/2017	$19,996,800.00	$19,983,400.00	$13,400.00	.07	N/A	N/R	.0000	.00
	INTL BK RECON & DEVELOP DTD 05/12/15 0.700 06/12/2017									
45905USJ4	20,000,000.0000	09/12/2017	$20,009,400.00	$19,983,800.00	$25,600.00	.13	N/A	N/R	.0000	.00
	INTL BK RECON & DEVELOP DTD 05/12/15 0.800 09/12/2017									
45905UTH7	10,000,000.0000	09/25/2018	$9,939,700.00	$10,000,000.00	($60,300.00)	(.60)			.0000	.00
	INTL BK RECON & DEVELOP DTD 09/25/15 1.100 09/25/2018									
45905UTM6	15,000,000.0000	10/16/2017	$14,963,250.00	$15,000,000.00	($36,750.00)	(.24)			.0000	.00
	INTL BK RECON & DEVELOP DTD 10/14/15 0.720 10/16/2017									
45905UTQ7	10,000,000.0000	01/26/2018	$9,981,600.00	$10,000,000.00	($18,400.00)	(.18)			.0000	.00
	INTL BK RECON & DEVELOP DTD 10/26/15 0.750 01/26/2018									
45905UTS3	10,000,000.0000	01/30/2018	$9,972,730.00	$10,000,000.00	($27,270.00)	(.27)			.0000	.00
	INTL BK RECON & DEVELOP DTD 10/30/15 0.760 01/30/2018									
45905UTW4	5,000,000.0000	11/10/2018	$4,999,705.00	$5,000,000.00	($295.00)	(.01)			.0000	.00
	INTL BK RECON & DEVELOP DTD 11/10/15 1.190 11/10/2018									
45905UUB8	10,000,000.0000	02/02/2018	$9,978,500.00	$10,000,000.00	($21,500.00)	(.21)	AAA	AAA	.0000	.00
	INTL BK RECON & DEVELOP DTD 11/23/15 1.000 02/02/2018									
45905UVC5	15,000,000.0000	02/26/2019	$14,964,900.00	$14,990,000.00	($25,100.00)	(.17)	N/A	AAA	.0000	.00
	INTL BK RECON & DEVELOP DTD 02/26/16 1.350 02/26/2019									
45905UVZ4	10,000,000.0000	01/18/2019	$9,949,000.00	$9,997,300.00	($48,300.00)	(.48)	N/A	N/R	.0000	.00
	INTL BK RECON & DEVELOP DTD 04/18/16 1.000 01/18/2019									
45950KBV1	10,000,000.0000	12/21/2017	$9,946,300.00	$9,958,700.00	($12,400.00)	(.12)	AAA	AAA	.0000	.00
	INTL FINANCE CORP DTD 11/21/12 0.625 12/21/2017									
45950KBX7	59,209,000.0000	06/15/2018	$58,867,364.07	$58,975,880.00	($108,515.93)	(.18)	AAA	AAA	.0000	.00
	INTL FINANCE CORP DTD 04/10/13 0.875 06/15/2018									
45950VFY7	20,000,000.0000	04/28/2017	$20,008,000.00	$20,000,000.00	$8,000.00	.04	N/A	N/R	.0000	.00
	INTL FINANCE CORP MED TERM NOTE									
45950VGB6	20,000,000.0000	04/28/2017	$20,004,800.00	$20,000,000.00	$4,800.00	.02	N/A	N/R	.0000	.00
	INTL FINANCE CORP MED TERM NOTE									
89236TCX1	15,000,000.0000	04/06/2018	$14,941,050.00	$14,996,400.00	($55,350.00)	(.37)	AA-	AA3	.0000	.00
	TOYOTA MOTOR CREDIT CORP MED TERM NOTE									
89236TDC6	20,000,000.0000	04/25/2018	$19,736,000.00	$20,000,000.00	($264,000.00)	(1.32)	AA-	AA3	.0000	.00

WELLS FARGO
Market/Cost Value Comparison Report
By Account By Industry Class
COUNTY OF VENTURA

General Reporting
From Month End 11/30/2016
12/06/2016 02:40:38 PM EST

ACCOUNT: All Accounts Selected
* = Trade or Other Activity Pending

Asset ID	Units	Maturity Date	Market Value	Fed Tax Cost	Gain/Loss Amount	%	S & P Rating	Moody`s Rating	Units in Transition	Encumbrd Units
			TOYOTA MOTOR CREDIT CORP MED TERM NOTE							
SUBTOTAL	**581,209,000.0000**		**$579,445,519.07**	**$580,572,070.00**	**($1,126,550.93)**	**(.19)**			**.0000**	**.00**
US GOVERNMENT										
US TREASURY NOTES AND BONDS										
912828B74	5,000,000.0000	02/15/2017	$5,001,900.00	$4,997,656.25	$4,243.75	.08	N/A	AAA	.0000	.00
			US TREASURY NOTE DTD 02/18/14 0.625 02/15/2017							
912828TW0	5,000,000.0000	10/31/2017	$4,995,500.00	$4,991,406.25	$4,093.75	.08	N/A	AAA	.0000	.00
			US TREASURY NOTE DTD 10/31/12 0.750 10/31/2017							
SUBTOTAL	**10,000,000.0000**		**$9,997,400.00**	**$9,989,062.50**	**$8,337.50**	**.08**			**.0000**	**.00**
FEDERAL AGENCY										
GOVERNMENT AGENCIES										
3130A3UC6	15,000,000.0000	05/15/2017	$15,016,050.00	$14,975,400.00	$40,650.00	.27	AA+	AAA	.0000	.00
			FED HOME LN BK DTD 12/30/14 0.900 05/15/2017							
3130A3UR3	5,000,000.0000	01/06/2017	$5,001,850.00	$5,014,700.00	($12,850.00)	(.26)	AA+	AAA	.0000	.00
			FED HOME LN BK DTD 01/06/15 0.750 01/06/2017							
3130A4QQ8	10,000,000.0000	03/24/2017	$10,005,500.00	$10,011,700.00	($6,200.00)	(.06)	AA+	AAA	.0000	.00
			FED HOME LN BK SER 0000							
3130A5EP0	5,000,000.0000	05/30/2017	$4,998,900.00	$4,995,150.00	$3,750.00	.08	AA+	AAA	.0000	.00
			FED HOME LN BK DTD 05/15/15 0.625 05/30/2017							
3130A6M87	15,000,000.0000	12/19/2016	$15,000,300.00	$15,000,000.00	$300.00	.00	AA+	AAA	.0000	.00
			FED HOME LN BK DTD 10/19/15 0.410 12/19/2016							
3130A6RC3	5,000,000.0000	11/02/2018	$4,985,750.00	$5,000,000.00	($14,250.00)	(.29)	AA+	AAA	.0000	.00
			FED HOME LN BK DTD 11/04/15 1.150 11/02/2018							
3130A6WT0	4,950,000.0000	06/29/2018	$4,950,049.50	$4,950,000.00	$49.50	.00	AA+	AAA	.0000	.00
			FED HOME LN BK SER 0001							
3130A7RT4	20,000,000.0000	04/18/2019	$19,902,600.00	$19,989,000.00	($86,400.00)	(.43)	AA+	AAA	.0000	.00
			FED HOME LN BK DTD 04/18/16 1.200 04/18/2019							
3130A7S63	8,000,000.0000	05/09/2018	$7,973,200.00	$8,000,000.00	($26,800.00)	(.33)	AA+	AAA	.0000	.00
			FED HOME LN BK DTD 05/09/16 1.000 05/09/2018							
3130A84C4	10,000,000.0000	05/25/2018	$9,945,500.00	$10,000,000.00	($54,500.00)	(.54)	AA+	AAA	.0000	.00
			FED HOME LN BK SER 0003							
313380EC7	5,000,000.0000	09/08/2017	$4,996,050.00	$4,996,500.00	($450.00)	(.01)	AA+	AAA	.0000	.00

WELLS FARGO
Market/Cost Value Comparison Report
By Account By Industry Class
COUNTY OF VENTURA

General Reporting
From Month End 11/30/2016
12/06/2016 02:40:38 PM EST

ACCOUNT: All Accounts Selected
* = Trade or Other Activity Pending

Asset ID	Units	Maturity Date	Market Value	Fed Tax Cost	Gain/Loss Amount	%	S & P Rating	Moody`s Rating	Units in Transition	Encumbrd Units
			FED HOME LN BK DTD 08/06/12 0.750 09/08/2017							
3133EC7A6	3,000,000.0000	12/12/2017	$2,989,980.00	$3,000,000.00	($10,020.00)	(.33)	AA+	AAA	.0000	.00
			FED FARM CREDIT BK DTD 12/12/12 0.820 12/12/2017							
3133EE6K1	10,000,000.0000	11/13/2017	$10,000,000.00	$9,990,000.00	$10,000.00	.10	AA+	AAA	.0000	.00
			FED FARM CREDIT BK DTD 08/13/15 0.930 11/13/2017							
3133EEDQ0	30,000,000.0000	12/01/2016	$30,000,000.00	$29,994,000.00	$6,000.00	.02	AA+	AAA	.0000	.00
			FED FARM CREDIT BK DTD 12/01/14 0.580 12/01/2016							
3133EEX62	20,000,000.0000	06/16/2017	$20,007,600.00	$20,000,000.00	$7,600.00	.04	AA+	AAA	.0000	.00
			FED FARM CREDIT BK DTD 06/16/15 0.800 06/16/2017							
3133EF3B1	10,000,000.0000	04/18/2018	$9,958,600.00	$9,999,000.00	($40,400.00)	(.40)	AA+	AAA	.0000	.00
			FED FARM CREDIT BK DTD 04/12/16 0.750 04/18/2018							
3133EF3N5	10,000,000.0000	07/18/2018	$9,948,500.00	$9,995,000.00	($46,500.00)	(.47)	AA+	AAA	.0000	.00
			FED FARM CREDIT BK DTD 04/18/16 1.000 07/18/2018							
3133EFF51	5,000,000.0000	02/26/2018	$4,980,800.00	$5,000,000.00	($19,200.00)	(.38)	AA+	AAA	.0000	.00
			FED FARM CREDIT BK DTD 02/26/16 0.850 02/26/2018							
3133EFJL2	5,000,000.0000	10/13/2017	$4,986,300.00	$4,998,000.00	($11,700.00)	(.23)	AA+	AAA	.0000	.00
			FED FARM CREDIT BK DTD 10/13/15 0.730 10/13/2017							
3133EFKM8	5,000,000.0000	10/20/2017	$4,990,250.00	$4,987,850.00	$2,400.00	.05	AA+	AAA	.0000	.00
			FED FARM CREDIT BK DTD 10/20/15 0.710 10/20/2017							
3133EFMU8	5,000,000.0000	05/02/2018	$4,977,350.00	$4,987,800.00	($10,450.00)	(.21)	AA+	AAA	.0000	.00
			FED FARM CREDIT BK DTD 11/02/15 0.950 05/02/2018							
3133EFMV6	23,505,000.0000	08/02/2018	$23,408,864.55	$23,390,676.00	$18,188.55	.08	AA+	AAA	.0000	.00
			FED FARM CREDIT BK DTD 11/02/15 1.020 08/02/2018							
3133EFPH4	5,000,000.0000	11/17/2017	$5,003,450.00	$5,000,000.00	$3,450.00	.07	AA+	AAA	.0000	.00
			FED FARM CREDIT BK DTD 11/17/15 0.930 11/17/2017							
3133EFSG3	15,000,000.0000	03/14/2018	$14,973,900.00	$15,000,000.00	($26,100.00)	(.17)	AA+	AAA	.0000	.00
			FED FARM CREDIT BK DTD 12/14/15 1.100 03/14/2018							
3133EFV87	15,000,000.0000	03/29/2018	$14,973,750.00	$14,998,000.00	($24,250.00)	(.16)	AA+	AAA	.0000	.00
			FED FARM CREDIT BK DTD 03/29/16 0.875 03/29/2018							
3133EGBB0	15,000,000.0000	05/18/2018	$14,926,200.00	$14,994,000.00	($67,800.00)	(.45)	AA+	AAA	.0000	.00
			FED FARM CREDIT BK DTD 05/18/16 0.930 05/18/2018							

WELLS FARGO
Market/Cost Value Comparison Report
By Account By Industry Class
COUNTY OF VENTURA

General Reporting
From Month End 11/30/2016
12/06/2016 02:40:38 PM EST

ACCOUNT: All Accounts Selected
* = Trade or Other Activity Pending

Asset ID	Units	Maturity Date	Market Value	Fed Tax Cost	Gain/Loss Amount	%	S & P Rating	Moody`s Rating	Units in Transition	Encumbrd Units
3133EGBE4	10,830,000.0000	11/19/2018	$10,759,171.80	$10,819,170.00	($59,998.20)	(.55)	AA+	AAA	.0000	.00
	FED FARM CREDIT BK DTD 05/19/16 1.060 11/19/2018									
3134G5PF6	15,000,000.0000	02/15/2017	$15,007,500.00	$14,983,350.00	$24,150.00	.16	AA+	AAA	.0000	.00
	FED HOME LN MTG CORP DTD 11/14/14 0.650 02/15/2017									
3134G5RH0	10,000,000.0000	02/15/2017	$10,006,000.00	$9,997,900.00	$8,100.00	.08	AA+	N/A	.0000	.00
	FED HOME LN MTG CORP DTD 12/17/14 0.690 02/15/2017									
3134G6PJ6	10,396,000.0000	12/29/2016	$10,397,143.56	$10,396,000.00	$1,143.56	.01	AA+	AAA	.0000	.00
	FED HOME LN MTG CORP DTD 03/24/15 0.580 12/29/2016									
3134G76U0	5,000,000.0000	10/27/2017	$4,992,600.00	$5,000,000.00	($7,400.00)	(.15)	AA+	AAA	.0000	.00
	FED HOME LN MTG CORP MED TERM NOTE SER 0003									
3134G8TV1	5,350,000.0000	03/29/2019	$5,310,035.50	$5,347,271.50	($37,236.00)	(.70)	AA+	AAA	.0000	.00
	FED HOME LN MTG CORP MED TERM NOTE SER 0000									
3134G8ZZ5	10,000,000.0000	04/26/2019	$9,926,500.00	$10,000,000.00	($73,500.00)	(.73)	AA+	AAA	.0000	.00
	FED HOME LN MTG CORP MED TERM NOTE									
3134G9AQ0	10,000,000.0000	10/26/2018	$9,935,700.00	$9,995,000.00	($59,300.00)	(.59)	AA+	N/A	.0000	.00
	FED HOME LN MTG CORP MED TERM NOTE SER 0000									
3134G9HJ9	5,000,000.0000	08/10/2018	$4,974,700.00	$5,000,000.00	($25,300.00)	(.51)	AA+	AAA	.0000	.00
	FED HOME LN MTG CORP SER 0000									
3135G0J61	5,000,000.0000	03/28/2018	$4,992,300.00	$4,990,000.00	$2,300.00	.05	AA+	AAA	.0000	.00
	FED NATL MTG ASSN SER 2YR									
3135G0PQ0	10,000,000.0000	10/26/2017	$9,999,600.00	$9,966,000.00	$33,600.00	.34	AA+	AAA	.0000	.00
	FED NATL MTG ASSN DTD 09/24/12 0.875 10/26/2017									
3135G0WM1	4,000,000.0000	04/30/2018	$3,991,040.00	$3,984,000.00	$7,040.00	.18	AA+	AAA	.0000	.00
	FED NATL MTG ASSN SER 0002									
3135G0ZB2	5,000,000.0000	04/20/2017	$5,001,700.00	$4,973,450.00	$28,250.00	.57	AA+	AAA	.0000	.00
	FED NATL MTG ASSN DTD 03/10/14 0.750 04/20/2017									
3136G3AG0	4,290,000.0000	02/26/2019	$4,273,140.30	$4,284,637.50	($11,497.20)	(.27)	AA+	AAA	.0000	.00
	FED NATL MTG ASSN SER 0001									
SUBTOTAL	**389,321,000.0000**		**$388,468,425.21**	**$389,003,555.00**	**($535,129.79)**	**(.14)**			**.0000**	**.00**
MUNICIPAL BONDS										
MUNICIPAL TAXABLE										
13063C4V9	10,000,000.0000	11/01/2018	$9,971,600.00	$10,000,000.00	($28,400.00)	(.28)	AA-	AA3	.0000	.00

WELLS FARGO
Market/Cost Value Comparison Report
By Account By Industry Class
COUNTY OF VENTURA

General Reporting
From Month End 11/30/2016
12/06/2016 02:40:38 PM EST

ACCOUNT: All Accounts Selected
* = Trade or Other Activity Pending

Asset ID	Units	Maturity Date	Market Value	Fed Tax Cost	Gain/Loss Amount	%	S & P Rating	Moody`s Rating	Units in Transition	Encumbrd Units
			CALIFORNIA ST TXBL-BID GROUP A							
13063CP79	5,000,000.0000	04/01/2018	$4,970,950.00	$4,999,950.00	($29,000.00)	(.58)	AA-	AA3	.0000	.00
			CALIFORNIA ST TXBL							
13063CPN4	5,000,000.0000	11/01/2017	$4,998,450.00	$5,002,500.00	($4,050.00)	(.08)	AA-	AA3	.0000	.00
			CALIFORNIA ST TXBL							
13063CXU9	15,000,000.0000	11/01/2017	$14,961,150.00	$15,004,550.00	($43,400.00)	(.29)	AA-	AA3	.0000	.00
			CALIFORNIA ST TXBL-SER A							
13067WHU9	10,000.0000	12/01/2016	$10,000.10	$10,060.40	($60.30)	(.60)	N/R	N/R	.0000	.00
			CALIFORNIA ST DEPT OF WTR RESO PREREFUNDED-TXBL-WTR SYS-SER A							
13067WJG8	590,000.0000	12/01/2016	$590,005.90	$593,563.60	($3,557.70)	(.60)	AAA	AA1	.0000	.00
			CALIFORNIA ST DEPT OF WTR RESO UNREFUNDED-TXBL-WTR SYS-SERAO							
54473ERN6	3,920,000.0000	12/01/2016	$3,920,000.00	$3,920,000.00	$.00	.00	AA	AA3	.0000	.00
			LOS ANGELES CNTY CA PUBLIC WKS TXBL-REF-SER C							
54473ERP1	1,330,000.0000	12/01/2017	$1,330,532.00	$1,330,000.00	$532.00	.04	AA	AA3	.0000	.00
			LOS ANGELES CNTY CA PUBLIC WKS TXBL-REF-SER C							
68609BUP0	100,000.0000	05/01/2017	$99,893.00	$100,000.00	($107.00)	(.11)	AA+	AA1	.0000	.00
			OREGON ST TXBL-ARTICLE XI-Q-SER E							
68609BUQ8	100,000.0000	05/01/2018	$99,426.00	$100,000.00	($574.00)	(.57)	AA+	AA1	.0000	.00
			OREGON ST TXBL-ARTICLE XI-Q-SER E							
68609BUR6	100,000.0000	05/01/2019	$98,945.00	$100,000.00	($1,055.00)	(1.05)	AA+	AA1	.0000	.00
			OREGON ST TXBL-ARTICLE XI-Q-SER E							
79730WAT7	2,660,000.0000	09/01/2017	$2,658,989.20	$2,657,632.60	$1,356.60	.05	AA-	N/R	.0000	.00
			SAN DIEGO CA REDEV AGY SUCCESS TXBL-REF-SER B							
799014AN5	1,040,000.0000	08/01/2017	$1,041,747.20	$1,040,000.00	$1,747.20	.17	A	N/R	.0000	.00
			SAN MATEO CA REDEV AGY SUCCESS TXBL-REF-SER B							
799014AP0	800,000.0000	08/01/2018	$804,328.00	$800,000.00	$4,328.00	.54	A	N/R	.0000	.00
			SAN MATEO CA REDEV AGY SUCCESS TXBL-REF-SER B							
80168NGX1	3,340,000.0000	04/01/2018	$3,341,970.60	$3,350,120.20	($8,149.60)	(.24)	AA+	AA2	.0000	.00
			SANTA CLARA VLY CA TRANSPRTN A REF-TXBL-MEASURE A-SER B							
80263KAK5	600,000.0000	08/01/2017	$600,420.00	$600,000.00	$420.00	.07	AA	N/R	.0000	.00
			SANTA ROSA CA REDEV AGY SUCCES TXBL-REF-SER B							

WELLS FARGO

Market/Cost Value Comparison Report
By Account By Industry Class
COUNTY OF VENTURA

General Reporting
From Month End 11/30/2016
12/06/2016 02:40:38 PM EST

ACCOUNT: All Accounts Selected
* = Trade or Other Activity Pending

Asset ID	Units	Maturity Date	Market Value	Fed Tax Cost	Gain/Loss Amount	%	S & P Rating	Moody`s Rating	Units in Transition	Encumbrd Units
80263KAL3	650,000.0000	08/01/2018	$652,769.00	$650,000.00	$2,769.00	.43	AA	N/R	.0000	.00
	SANTA ROSA CA REDEV AGY SUCCES TXBL-REF-SER B									
91412GD28	4,000,000.0000	05/15/2018	$3,976,160.00	$4,000,000.00	($23,840.00)	(.60)	AA	AA2	.0000	.00
	UNIV OF CALIFORNIA CA REVENUES TXBL-REF-GEN-SER AS									
91412GD36	3,000,000.0000	05/15/2019	$2,964,720.00	$3,000,000.00	($35,280.00)	(1.18)	AA	AA2	.0000	.00
	UNIV OF CALIFORNIA CA REVENUES TXBL-REF-GEN-SER AS									
988176HV8	1,000,000.0000	08/01/2018	$991,850.00	$1,000,000.00	($8,150.00)	(.81)	N/R	AA2	.0000	.00
	YUBA CA CMNTY CLG DIST TXBL-REF-SER B									
SUBTOTAL	**58,240,000.0000**		**$58,083,906.00**	**$58,258,376.80**	**($174,470.80)**	**(.30)**			**.0000**	**.00**
OTHER ASSETS										
OTHER ASSETS										
MS6232818	65,000,000.0000		$65,000,000.00	$65,000,000.00	$.00	.00			.0000	.00
	CA LAIF STATE OF CALIFORNIA INVESTMENT FD									
MS6615459	25,000,000.0000		$25,014,975.00	$25,000,000.00	$14,975.00	.06			.0000	.00
	CALTRUST SHORT TERM ACCT									
SUBTOTAL	**90,000,000.0000**		**$90,014,975.00**	**$90,000,000.00**	**$14,975.00**	**.02**			**.0000**	**.00**
ACCOUNT 11435100 TOTAL	**1,999,745,000.0000**		**$1,986,129,391.53**	**$1,996,895,393.44**	**($10,766,001.91)**	**(.54)**			**10,000,000.0000**	**.00**
GRAND TOTAL	**1,999,745,000.0000**		**$1,986,129,391.53**	**$1,996,895,393.44**	**($10,766,001.91)**	**(.54)**			**10,000,000.0000**	**.00**

END OF REPORT

NOVEMBER 2016 TRANSACTIONS

Transaction Date	Purchase/ Sale	Par Amount	Security Type	Security Name	Maturity Date	Yield
11/01/16	Purchase	25.00	CP	TOYOTA MOTOR CREDIT CORP	03/01/17	0.87
11/01/16	Purchase	10.00	YCD	TORONTO DOMINION BANK NY	07/28/17	1.06
11/03/16	Purchase	10.00	MUNI	STATE OF CALIFORNIA	11/01/18	1.05
11/03/16	Purchase	10.00	YCD	KOREA DEVELOPMENT BK NY	03/10/17	0.96
11/04/16	Purchase	10.00	CP	TOYOTA MOTOR CREDIT CORP	07/05/17	1.13
11/07/16	Purchase	10.00	CP	TOYOTA CREDIT DE PUERTO RICO	03/02/17	0.88
11/07/16	Purchase	10.00	YCD	TORONTO DOMINION BANK NY	08/04/17	1.07
11/08/16	Purchase	10.00	CP	TOYOTA MOTOR CREDIT CORP	07/10/17	1.15
11/08/16	Purchase	10.00	CP	TOYOTA CREDIT DE PUERTO RICO	07/06/17	1.18
11/09/16	Purchase	10.00	CP	KOREA DEVELOPMENT BK NY	03/08/17	0.95
11/10/16	Purchase	10.00	CP	TOYOTA MOTOR CREDIT CORP	03/09/17	0.84
11/14/16	Purchase	7.00	CP	KOREA DEVELOPMENT BK NY	03/08/17	0.94
11/14/16	Purchase	10.00	GA	FHLB DISCOUNT NOTE	02/16/17	0.51
11/16/16	Purchase	10.00	YCD	KOREA DEVELOPMENT BK NY	03/14/17	1.00
11/17/16	Purchase	10.00	CP	TOYOTA MOTOR CREDIT CORP	03/16/17	0.85
11/17/16	Purchase	5.00	CP	TOYOTA CREDIT DE PUERTO RICO	03/20/17	0.90
11/17/16	Purchase	10.00	YCD	OVERSEA-CHINESE BK CO NY	03/20/17	0.92
11/21/16	Purchase	10.00	YCD	KOREA DEVELOPMENT BK NY	03/21/17	1.00
11/21/16	Purchase	10.00	CP	TOYOTA CREDIT DE PUERTO RICO	05/01/17	1.04
11/21/16	Purchase	10.00	YCD	BANCO ESTADO CHILE NY	05/02/17	1.07
11/22/16	Purchase	10.00	CP	KOREA DEVELOPMENT BK NY	05/05/17	1.11
11/23/16	Purchase	5.00	GA	FHLB DISCOUNT NOTE	05/05/17	0.61
11/25/16	Purchase	10.00	CP	KOREA DEVELOPMENT BK NY	05/05/17	1.11
11/25/16	Purchase	5.00	GA	FHLB DISCOUNT NOTE	05/05/17	0.61
11/25/16	Purchase	10.00	YCD	TORONTO DOMINION BANK NY	05/08/17	1.03
11/28/16	Purchase	10.00	CP	KOREA DEVELOPMENT BK NY	05/05/17	1.11
11/29/16	Purchase	10.00	CP	TOYOTA MOTOR CREDIT CORP	06/01/17	1.09
11/29/16	Purchase	10.00	YCD	BANCO ESTADO CHILE NY	06/09/17	1.15
11/30/16	Purchase	10.00	YCD	TORONTO DOMINION BANK NY	06/09/17	1.06

Exhibit 3

PORTFOLIO AVERAGE MONTHLY BALANCE

AVERAGE MATURITY

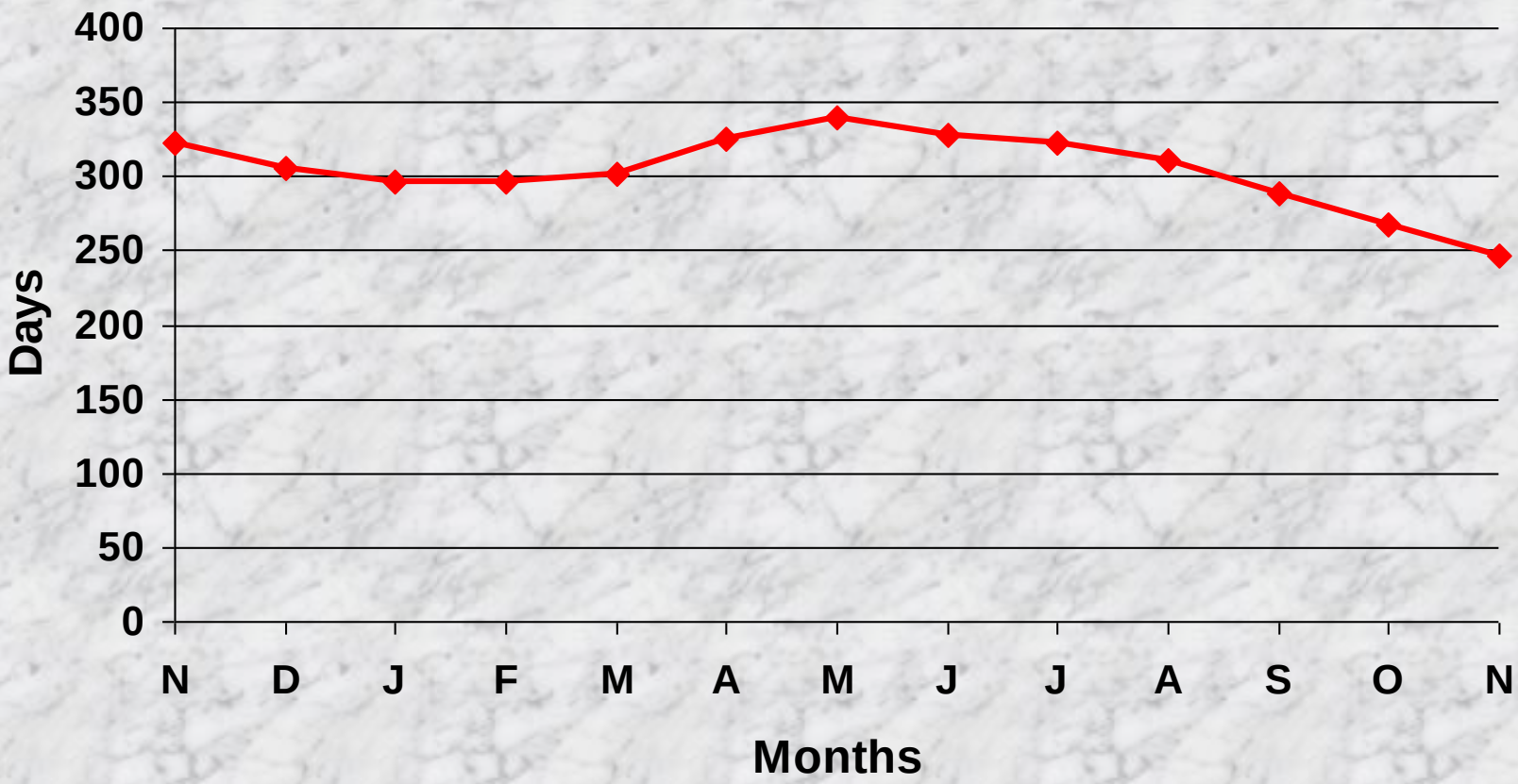

++++YIELD COMPARISON

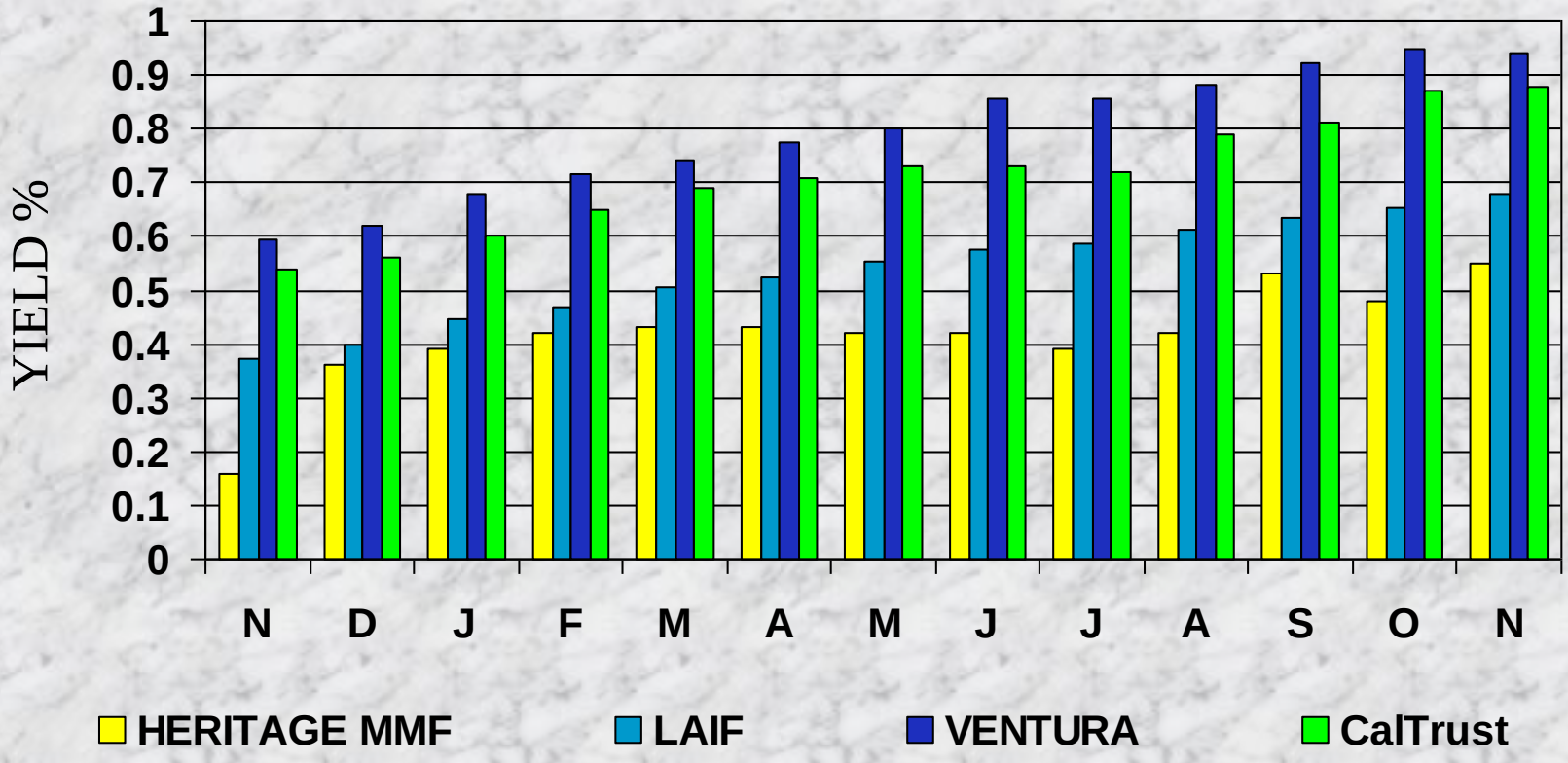

ROLLING 2-YEAR % YIELD

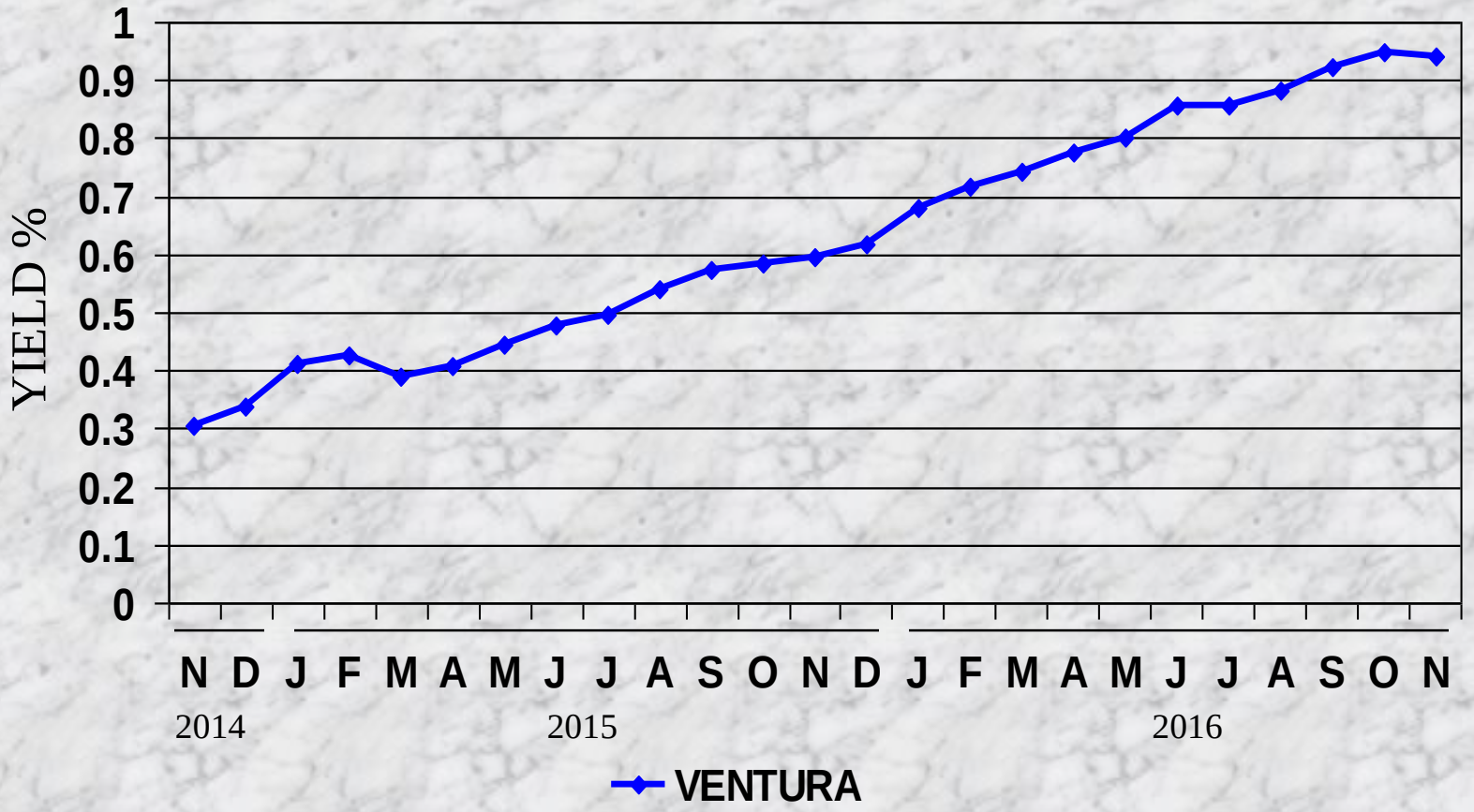

ROLLING 2-YEAR $ YIELD

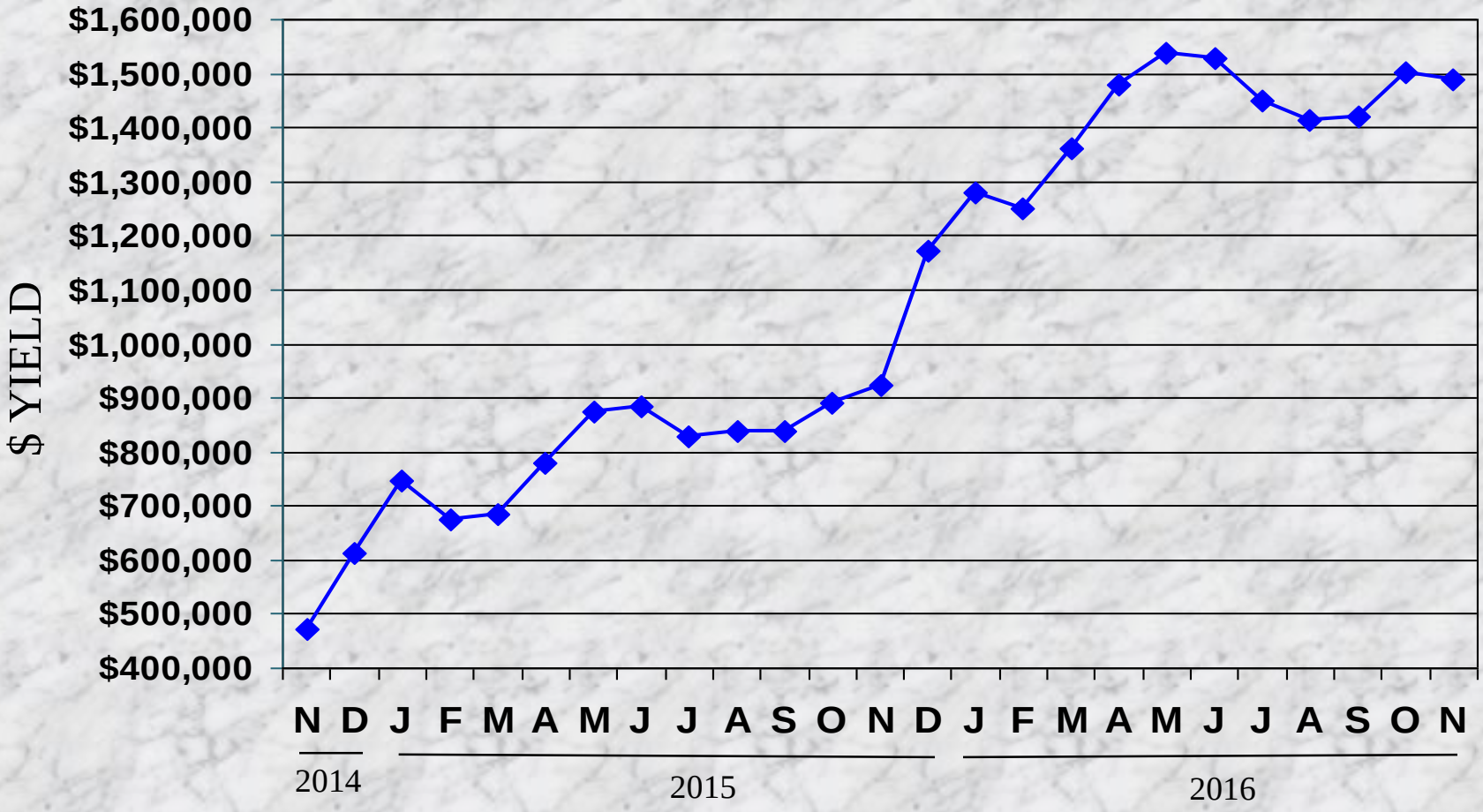

Exhibit 3

MATURITY DISTRIBUTION

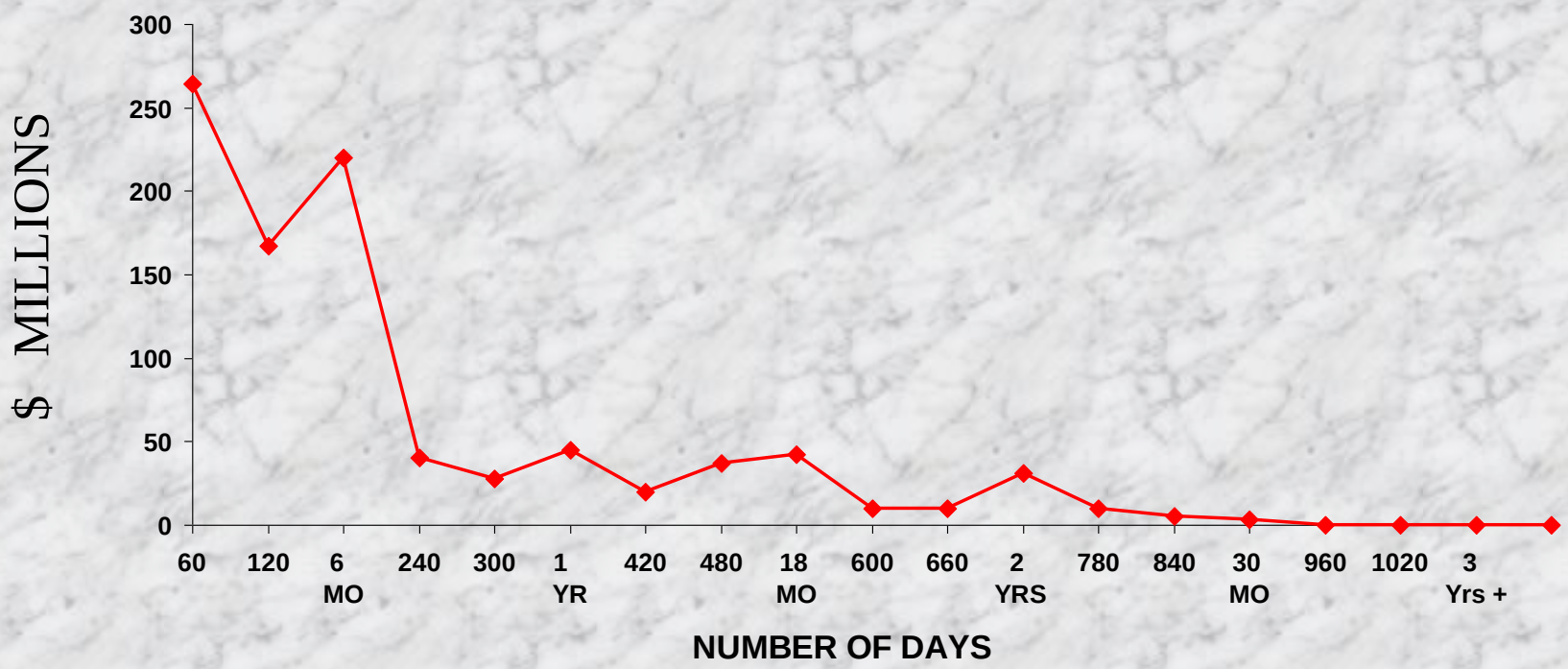

Exhibit 3

PORTFOLIO HOLDINGS BY CLASS

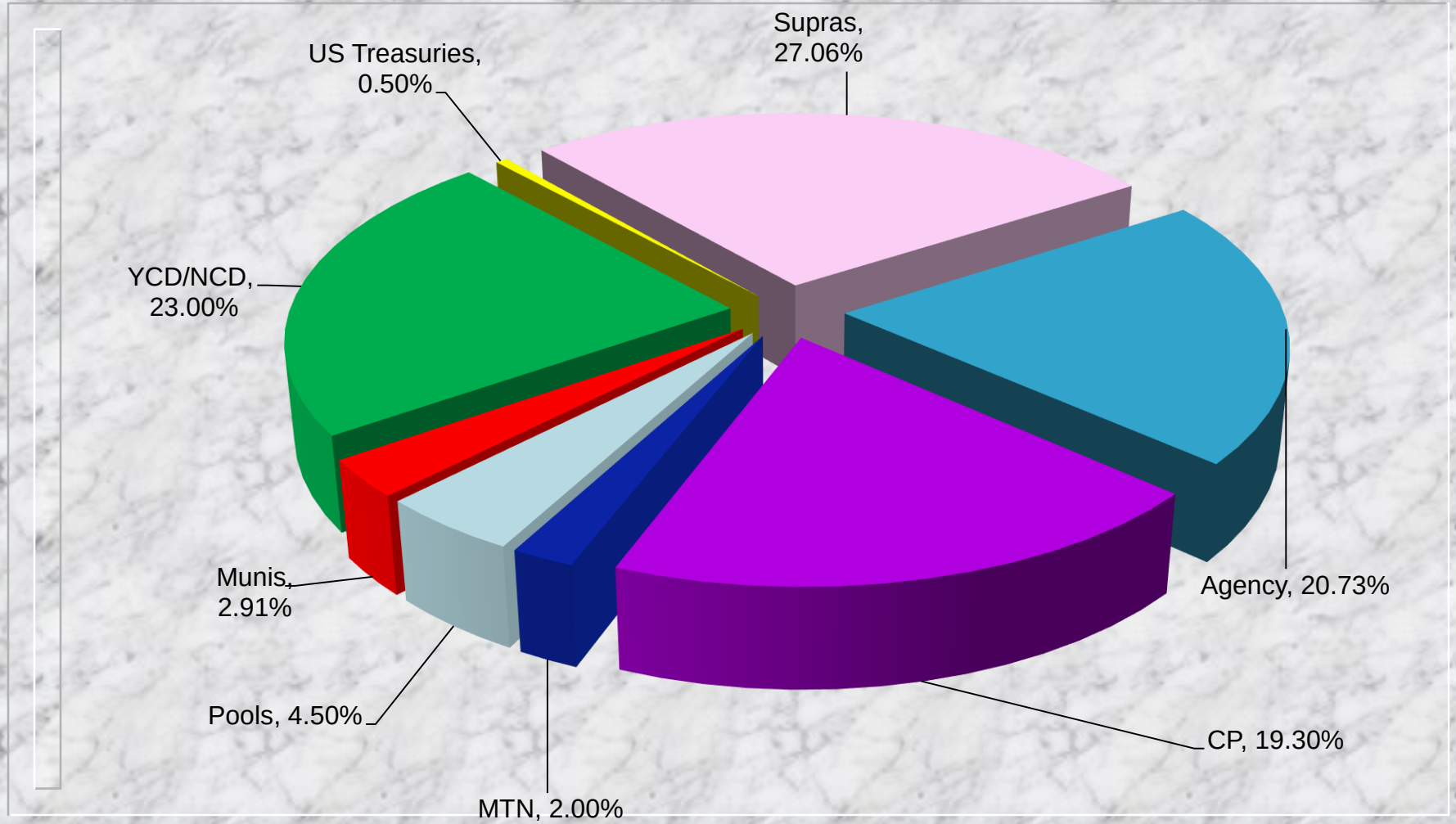

TREASURER-TAX COLLECTOR
VENTURA COUNTY

STEVEN HINTZ
TREASURER
TAX COLLECTOR

Linda Catherine Le, MPPA, ACPFIM
Assistant Treasurer-Tax Collector

February 28, 2017

Ventura County Board of Supervisors
800 South Victoria Avenue
Ventura, CA 93009

SUBJECT: Receive and File Report of Investments, Including Market Values for Investments for the Months Ending December 31, 2016 and January 31, 2017.

RECOMMENDATION: Receive and File

FISCAL/MANDATES IMPACT: None

DISCUSSION:
This report covers the two-month period ending January 31, 2017. The **average daily portfolio balance for** December 2016 was $2.191 billion; for January, $2.127 billion; and for the two-month period, $2.159 billion. These balances reflect the continuing decline in the hospital construction fund. I expect a very gradual decline until the property tax payment period in April.

The **annualized yield for** December was .956% (95 basis points); for January, .988% (98 basis points); and for the two-month period, .980% (98 basis points). The **weighted average days to maturity** ended at 218 days, a significant reduction. The interest-rate-sensitive measure of **duration** rose slightly to .60, reflecting the purchase of some longer-maturity instruments as the portfolio came into compliance with the expected Standard & Poor's scoring protocol changes.

The **total net earnings for** December were $1.78 million; for January, $1.77 million; and for the two-month period, $3.557 million Going forward, the pool is invested in instruments which will **yield to maturity** .99% (99 basis points).

The portfolio has been managed with the stated objectives of safety, liquidity and earning a competitive return, outlined in the Statement of Investment Policy. In striving to maintain the primary objective, safety of principal, the County portfolio has received a rating of "AAAf" by Standard & Poor's (S&P), the highest possible rating given by that agency. Regarding the secondary objective, maintaining sufficient liquidity to meet cash flow needs, the portfolio S&P rating of "S1+" is also the highest possible rating given by that agency. The County portfolio's ratings were affirmed by S&P on August 9, 2016. In light of the first two objectives, the portfolio has on balance outperformed all its benchmarks,

satisfying the final objective by earning a competitive rate of return. The pool continues to be comfortably within both the current and proposed S&P Guidelines for our credit rating.

Accordingly, it is my intent to continue to manage the portfolio based on the cautious assumption that interest rates within our horizon will rise gradually over the next several months. We will focus on commercial paper and negotiable certificates of deposit rather more than in previous months. It is my opinion that the portfolio is approaching its maximum possible percentage and dollar yield which I estimate to be 1% annualized and $2 million per month, respectively, given the limits imposed by our investment policy, the policies of the Standard & Poor's ratings team, and the existing interest rate market.

This letter has been reviewed and approved as to form by the County Executive Office, the Auditor-Controller's Office, and County Counsel.

Please contact me at 654-3726 if you have any questions regarding this item.

Steven Hintz
Treasurer-Tax Collector

Attachments:

Exhibit 1 – Market Values of Investments
Exhibit 2 – Monthly Transactions
Exhibit 3 - Graphs

WELLS FARGO

Market/Cost Value Comparison Report
By Account By Industry Class
COUNTY OF VENTURA

General Reporting
From Month End 12/31/2016
01/03/2017 05:44:35 PM EST

ACCOUNT: All Accounts Selected
* = Trade or Other Activity Pending

Asset ID	Units	Maturity Date	Market Value	Fed Tax Cost	Gain/Loss Amount	%	S & P Rating	Moody`s Rating	Units in Transition	Encumbrd Units
ACCOUNT: 11435100 COUNTY OF VENTURA										
NET CASH										
NET CASH										
	.0000		$.00	$.00	$.00	.00			.0000	.00
	U.S. DOLLARS									
SUBTOTAL	**.0000**		**$.00**	**$.00**	**$.00**	**.00**			**.0000**	**.00**
US GOVERNMENT SHORT-TERM										
GOVERNMENT AGENCY DISCOUNT										
313385AD8	1,000,000.0000	01/04/2017	$999,990.00	$992,437.50	$7,552.50	.76	N/A	N/A	.0000	.00
	FED HOME LN BK DISC NOTE DTD 01/04/16 01/04/2017									
313385BY1	10,000,000.0000	02/16/2017	$9,993,900.00	$9,986,813.89	$7,086.11	.07	N/A	N/A	.0000	.00
	FED HOME LN BK DISC NOTE DTD 02/16/16 02/16/2017									
313385FA9	20,000,000.0000	05/01/2017	$19,964,000.00	$19,958,688.89	$5,311.11	.03	N/A	N/A	.0000	.00
	FED HOME LN BK DISC NOTE DTD 05/02/16 05/01/2017									
313385FE1	30,000,000.0000	05/05/2017	$29,944,200.00	$29,927,777.78	$16,422.22	.05	N/A	N/A	.0000	.00
	FED HOME LN BK DISC NOTE DTD 05/05/16 05/05/2017									
313385FJ0	10,000,000.0000	05/09/2017	$9,980,800.00	$9,976,091.67	$4,708.33	.05	N/A	N/A	.0000	.00
	FED HOME LN BK DISC NOTE DTD 05/09/16 05/09/2017									
313385GY6	5,000,000.0000	06/16/2017	$4,987,250.00	$4,983,983.33	$3,266.67	.07	N/A	N/A	.0000	.00
	FED HOME LN BK DISC NOTE DTD 06/16/16 06/16/2017									
SUBTOTAL	**76,000,000.0000**		**$75,870,140.00**	**$75,825,793.06**	**$44,346.94**	**.06**			**.0000**	**.00**
SAVINGS & CERTIFICATES OF DEPOSIT										
MARKETABLE CERTIFICATES OF DEPOSIT										
05969YMB6	10,000,000.0000	01/27/2017	$10,002,400.00	$10,002,216.67	$183.33	.00	N/A	N/A	.0000	.00
	BANCO DEL ESTA DE CHLE CERT OF DEPOSIT									
05969YMP5	10,000,000.0000	02/14/2017	$10,003,200.00	$10,000,744.08	$2,455.92	.02	N/A	N/A	.0000	.00
	BANCO DEL ESTA DE CHLE CERT OF DEPOSIT									
05969YMZ3	10,000,000.0000	03/06/2017	$10,003,200.00	$10,000,743.92	$2,456.08	.02	N/A	N/A	.0000	.00
	BANCO DEL ESTA DE CHLE CERT OF DEPOSIT									
05969YRK1	10,000,000.0000	01/04/2017	$10,000,500.00	$10,000,000.00	$500.00	.01	N/A	N/A	.0000	.00
	BANCO DEL ESTA DE CHLE CERT OF DEPOSIT									
05969YSE4	10,000,000.0000	01/04/2017	$10,000,400.00	$10,000,509.99	($109.99)	.00	N/A	N/A	.0000	.00

WELLS FARGO
Market/Cost Value Comparison Report
By Account By Industry Class
COUNTY OF VENTURA

General Reporting
From Month End 12/31/2016
01/03/2017 05:44:35 PM EST

ACCOUNT: All Accounts Selected
* = Trade or Other Activity Pending

Asset ID	Units	Maturity Date	Market Value	Fed Tax Cost	Gain/Loss Amount	%	S & P Rating	Moody`s Rating	Units in Transition	Encumbrd Units
			BANCO DEL ESTA DE CHLE CERT OF DEPOSIT							
05969YSG9	10,000,000.0000	01/12/2017	$10,000,700.00	$10,000,000.00	$700.00	.01	N/A	N/A	.0000	.00
			BANCO DEL ESTA DE CHLE CERT OF DEPOSIT							
05969YTC7	10,000,000.0000	02/10/2017	$10,001,100.00	$10,000,626.07	$473.93	.00	N/A	N/A	.0000	.00
			BANCO DEL ESTA DE CHLE CERT OF DEPOSIT							
05969YTF0	10,000,000.0000	02/07/2017	$10,001,200.00	$10,000,587.38	$612.62	.01	N/A	N/A	.0000	.00
			BANCO DEL ESTA DE CHLE CERT OF DEPOSIT							
05969YTJ2	10,000,000.0000	02/08/2017	$10,001,200.00	$10,001,163.75	$36.25	.00	N/A	N/A	.0000	.00
			BANCO DEL ESTA DE CHLE CERT OF DEPOSIT							
05969YTL7	10,000,000.0000	03/08/2017	$10,000,700.00	$10,000,730.79	($30.79)	.00	N/A	N/A	.0000	.00
			BANCO DEL ESTA DE CHLE CERT OF DEPOSIT							
05969YUG6	10,000,000.0000	05/02/2017	$9,997,000.00	$10,000,000.00	($3,000.00)	(.03)	N/A	N/A	.0000	.00
			BANCO DEL ESTA DE CHLE CERT OF DEPOSIT							
05969YUL5	10,000,000.0000	06/09/2017	$9,996,600.00	$10,001,060.16	($4,460.16)	(.04)	N/A	N/A	.0000	.00
			BANCO DEL ESTA DE CHLE CERT OF DEPOSIT							
05969YUZ4	10,000,000.0000	06/02/2017	$9,998,700.00	$10,000,000.00	($1,300.00)	(.01)	N/A	N/A	.0000	.00
			BANCO DEL ESTA DE CHLE CERT OF DEPOSIT							
05969YVJ9	10,000,000.0000	07/03/2017	$9,997,700.00	$10,000,000.00	($2,300.00)	(.02)	N/A	N/A	.0000	.00
			BANCO DEL ESTA DE CHLE CERT OF DEPOSIT							
05969YWB5	10,000,000.0000	07/13/2017	$9,996,700.00	$10,001,081.70	($4,381.70)	(.04)	N/A	N/A	.0000	.00
			BANCO DEL ESTA DE CHLE CERT OF DEPOSIT							
16706BZA9	10,000,000.0000	01/03/2017	$10,000,500.00	$10,001,509.09	($1,009.09)	(.01)	N/A	N/A	.0000	.00
			CHIBA BK LTD NY BRAN CERT OF DEPOSIT							
16706BZC5	10,000,000.0000	01/04/2017	$10,000,600.00	$10,001,163.07	($563.07)	(.01)	N/A	N/A	.0000	.00
			CHIBA BK LTD NY BRAN CERT OF DEPOSIT							
16706BZJ0	10,000,000.0000	01/13/2017	$10,001,300.00	$10,000,888.87	$411.13	.00	N/A	N/A	.0000	.00
			CHIBA BK LTD NY BRAN CERT OF DEPOSIT							
16706BZP6	10,000,000.0000	01/05/2017	$10,000,600.00	$10,000,254.89	$345.11	.00	N/A	N/A	.0000	.00
			CHIBA BK LTD NY BRAN CERT OF DEPOSIT							
48668MLC5	10,000,000.0000	03/10/2017	$10,004,300.00	$10,004,446.45	($146.45)	.00	N/A	N/A	.0000	.00
			KOOKMIN BANK NY BRCH CERT OF DEPOSIT							

WELLS FARGO
Market/Cost Value Comparison Report
By Account By Industry Class
COUNTY OF VENTURA

General Reporting
From Month End 12/31/2016
01/03/2017 05:44:35 PM EST

ACCOUNT: All Accounts Selected
* = Trade or Other Activity Pending

Asset ID	Units	Maturity Date	Market Value	Fed Tax Cost	Gain/Loss Amount	%	S & P Rating	Moody`s Rating	Units in Transition	Encumbrd Units
48668MND1	25,000,000.0000	02/03/2017	$25,007,500.00	$25,002,322.28	$5,177.72	.02	N/A	N/A	.0000	.00
	KOOKMIN BANK NY BRCH CERT OF DEPOSIT									
48668MNE9	25,000,000.0000	01/03/2017	$25,001,000.00	$25,002,843.45	($1,843.45)	(.01)	N/A	N/A	.0000	.00
	KOOKMIN BANK NY BRCH CERT OF DEPOSIT									
48668MPE7	10,000,000.0000	01/17/2017	$10,001,600.00	$10,000,304.61	$1,295.39	.01	N/A	N/A	.0000	.00
	KOOKMIN BANK NY BRCH DTD 09/29/16 1.030 01/17/2017									
50066BKW0	10,000,000.0000	03/10/2017	$10,000,900.00	$10,001,054.76	($154.76)	.00	N/A	N/A	.0000	.00
	KOREA DEVELOPMENT BK CERT OF DEPOSIT									
50066BKX8	10,000,000.0000	03/14/2017	$10,001,000.00	$10,000,653.41	$346.59	.00	N/A	N/A	.0000	.00
	KOREA DEVELOPMENT BK CERT OF DEPOSIT									
50066BKY6	10,000,000.0000	03/21/2017	$9,999,800.00	$10,000,332.23	($532.23)	(.01)	N/A	N/A	.0000	.00
	KOREA DEVELOPMENT BK CERT OF DEPOSIT									
50066BLA7	10,000,000.0000	06/12/2017	$10,003,700.00	$10,001,556.59	$2,143.41	.02	N/A	N/A	.0000	.00
	KOREA DEVELOPMENT BK CERT OF DEPOSIT									
50066BLB5	10,000,000.0000	07/03/2017	$10,003,200.00	$10,001,622.12	$1,577.88	.02	N/A	N/A	.0000	.00
	KOREA DEVELOPMENT BK CERT OF DEPOSIT									
63375PTY5	15,000,000.0000	02/10/2017	$15,007,500.00	$15,004,428.42	$3,071.58	.02	N/A	N/A	.0000	.00
	NATIONAL BANK OF KUWAI CERT OF DEPOSIT									
63375PUU1	20,000,000.0000	04/21/2017	$20,008,800.00	$20,001,486.18	$7,313.82	.04	N/A	N/A	.0000	.00
	NATIONAL BANK OF KUWAI CERT OF DEPOSIT									
63375PVF3	10,000,000.0000	05/26/2017	$10,014,200.00	$10,004,435.61	$9,764.39	.10	N/A	N/A	.0000	.00
	NATIONAL BANK OF KUWAI CERT OF DEPOSIT									
63375PVG1	10,000,000.0000	05/26/2017	$10,011,700.00	$10,002,201.97	$9,498.03	.09	N/A	N/A	.0000	.00
	NATIONAL BANK OF KUWAI CERT OF DEPOSIT									
65558LVA7	10,000,000.0000	02/06/2017	$10,000,300.00	$10,000,000.00	$300.00	.00	N/A	N/A	.0000	.00
	NORDEA BANK FLD PLC NY CERT OF DEPOSIT									
69033LMY2	15,000,000.0000	01/17/2017	$15,001,500.00	$15,000,423.92	$1,076.08	.01	N/A	N/A	.0000	.00
	OVERSEA-CHINESE BANKING CERT OF DEPOSIT									
69033LNV7	10,000,000.0000	02/16/2017	$10,000,900.00	$10,000,626.11	$273.89	.00	N/A	N/A	.0000	.00
	OVERSEA-CHINESE BANKING CERT OF DEPOSIT									
69033LPM5	10,000,000.0000	03/20/2017	$9,998,400.00	$10,000,681.19	($2,281.19)	(.02)	N/A	N/A	.0000	.00

WELLS FARGO
Market/Cost Value Comparison Report
By Account By Industry Class
COUNTY OF VENTURA

General Reporting
From Month End 12/31/2016
01/03/2017 05:44:35 PM EST

ACCOUNT: All Accounts Selected
* = Trade or Other Activity Pending

Asset ID	Units	Maturity Date	Market Value	Fed Tax Cost	Gain/Loss Amount	%	S & P Rating	Moody`s Rating	Units in Transition	Encumbrd Units
			OVERSEA-CHINESE BANKING CERT OF DEPOSIT							
69033LQG7	10,000,000.0000	06/12/2017	$9,994,700.00	$10,001,033.25	($6,333.25)	(.06)	N/A	N/A	.0000	.00
			OVERSEA-CHINESE BANK CERT OF DEPOSIT							
69033LQL6	10,000,000.0000	06/13/2017	$9,994,500.00	$10,001,027.76	($6,527.76)	(.07)	N/A	N/A	.0000	.00
			OVERSEA-CHINESE BANKING CERT OF DEPOSIT							
69033LQP7	10,000,000.0000	07/03/2017	$9,993,500.00	$10,002,231.05	($8,731.05)	(.09)	N/A	N/A	.0000	.00
			OVERSEA-CHINESE BANKING CERT OF DEPOSIT							
69033LQR3	10,000,000.0000	07/03/2017	$9,993,500.00	$10,002,220.07	($8,720.07)	(.09)	N/A	N/A	.0000	.00
			OVERSEA-CHINESE BANKING CERT OF DEPOSIT							
78009NC87	20,000,000.0000	02/17/2017	$20,007,000.00	$20,000,000.00	$7,000.00	.04	N/A	N/A	.0000	.00
			ROYAL BK OF CANADA CERT OF DEPOSIT							
85325THL2	20,000,000.0000	01/06/2017	$20,002,200.00	$20,000,000.00	$2,200.00	.01	N/A	N/A	.0000	.00
			STANDARD CHRTRD BNK NY CERT OF DEPOSIT							
89113WKX3	10,000,000.0000	07/28/2017	$9,993,500.00	$10,001,482.70	($7,982.70)	(.08)	N/A	N/A	.0000	.00
			TORONTO-DOMINION CERT OF DEPOSIT							
89113WLK0	10,000,000.0000	08/04/2017	$9,993,500.00	$10,001,488.06	($7,988.06)	(.08)	N/A	N/A	.0000	.00
			TORONTO-DOMINION CERT OF DEPOSIT							
89113WNN2	10,000,000.0000	05/08/2017	$9,998,000.00	$10,000,000.00	($2,000.00)	(.02)	N/A	N/A	.0000	.00
			TORONTO-DOMINION CERT OF DEPOSIT							
89113WPA8	10,000,000.0000	06/09/2017	$9,999,000.00	$10,002,110.35	($3,110.35)	(.03)	N/A	N/A	.0000	.00
			TORONTO-DOMINION CERT OF DEPOSIT							
89113WPE0	10,000,000.0000	06/12/2017	$9,999,600.00	$10,001,598.99	($1,998.99)	(.02)	N/A	N/A	.0000	.00
			TORONTO-DOMINION CERT OF DEPOSIT							
89113WQB5	10,000,000.0000	06/05/2017	$10,001,500.00	$10,001,005.37	$494.63	.00	N/A	N/A	.0000	.00
			TORONTO-DOMINION CERT OF DEPOSIT							
89113WRB4	20,000,000.0000	06/01/2017	$20,002,000.00	$20,003,868.39	($1,868.39)	(.01)	N/A	N/A	.0000	.00
			TORONTO-DOMINION CERT OF DEPOSIT							
89113WSH0	10,000,000.0000	07/03/2017	$10,001,800.00	$10,001,922.34	($122.34)	.00	N/A	N/A	.0000	.00
			TORONTO-DOMINION CERT OF DEPOSIT							
89113WSP2	10,000,000.0000	07/10/2017	$10,000,400.00	$10,002,230.18	($1,830.18)	(.02)	N/A	N/A	.0000	.00
			TORONTO-DOMINION CERT OF DEPOSIT							

WELLS FARGO
Market/Cost Value Comparison Report
By Account By Industry Class
COUNTY OF VENTURA

General Reporting
From Month End 12/31/2016
01/03/2017 05:44:35 PM EST

ACCOUNT: All Accounts Selected
* = Trade or Other Activity Pending

Asset ID	Units	Maturity Date	Market Value	Fed Tax Cost	Gain/Loss Amount	%	S & P Rating	Moody`s Rating	Units in Transition	Encumbrd Units
SUBTOTAL	**590,000,000.0000**		**$590,045,300.00**	**$590,064,918.24**	**($19,618.24)**	**.00**			**.0000**	**.00**
COMMERCIAL PAPER										
COMMERCIAL PAPER DISCOUNT										
00280NN30	10,000,000.0000	01/03/2017	$10,000,000.00	$9,929,500.00	$70,500.00	.71			.0000	.00
ABBEY NAT'L TREASURY CPDN DTD 04/08/16 01/03/2017										
00280NPE4	10,000,000.0000	02/14/2017	$9,991,000.00	$9,919,763.89	$71,236.11	.72			.0000	.00
ABBEY NAT'L TREASURY CPDN DTD 05/20/16 02/14/2017										
00280NSK7	10,000,000.0000	05/19/2017	$9,955,000.00	$9,899,872.22	$55,127.78	.56			.0000	.00
ABBEY NAT'L TREASURY CPDN DTD 08/17/16 05/19/2017										
00280NSQ4	10,000,000.0000	05/24/2017	$9,953,400.00	$9,897,266.67	$56,133.33	.57			.0000	.00
ABBEY NAT'L TREASURY CPDN DTD 08/29/16 05/24/2017										
06538BN90	15,000,000.0000	01/09/2017	$14,998,500.00	$14,961,300.00	$37,200.00	.25			.0000	.00
BANK OF TOKYO-MITSUBIS CPDN DTD 07/07/16 01/09/2017										
13607EP37	4,650,000.0000	02/03/2017	$4,646,931.00	$4,617,847.85	$29,083.15	.63			.0000	.00
CANADIAN IMPER. HLDS CPDN DTD 05/11/16 02/03/2017										
13607EPH6	9,325,000.0000	02/17/2017	$9,316,048.00	$9,256,717.69	$59,330.31	.64			.0000	.00
CANADIAN IMPER. HLDS CPDN DTD 05/25/16 02/17/2017										
22533TN51	15,000,000.0000	01/05/2017	$14,999,550.00	$14,952,000.00	$47,550.00	.32			.0000	.00
CREDIT AGRICOLE CRP&IN CPDN DTD 09/07/16 01/05/2017										
22533TN69	20,000,000.0000	01/06/2017	$19,999,000.00	$19,946,611.14	$52,388.86	.26			.0000	.00
CREDIT AGRICOLE CRP&IN CPDN DTD 04/12/16 01/06/2017										
22533TUA2	15,000,000.0000	07/10/2017	$14,894,250.00	$14,900,283.33	($6,033.33)	(.04)			.0000	.00
CREDIT AGRICOLE CRP&IN CPDN DTD 10/13/16 07/10/2017										
46640PPH0	15,000,000.0000	02/17/2017	$14,985,600.00	$14,877,829.17	$107,770.83	.72			.0000	.00
J.P. MORGAN SECURITIES CPDN DTD 05/23/16 02/17/2017										
46640PQ30	10,000,000.0000	03/03/2017	$9,986,400.00	$9,921,833.33	$64,566.67	.65			.0000	.00
J.P. MORGAN SECURITIES CPDN DTD 06/06/16 03/03/2017										
5006E0Q82	17,000,000.0000	03/08/2017	$16,970,930.00	$16,947,760.53	$23,169.47	.14			.0000	.00
KOREA DEVELOPMENT BK CPDN DTD 11/08/16 03/08/2017										
5006E0S56	30,000,000.0000	05/05/2017	$29,879,100.00	$29,852,416.72	$26,683.28	.09			.0000	.00
KOREA DEVELOPMENT BK CPDN DTD 11/22/16 05/05/2017										

WELLS FARGO
Market/Cost Value Comparison Report
By Account By Industry Class
COUNTY OF VENTURA

General Reporting
From Month End 12/31/2016
01/03/2017 05:44:35 PM EST

ACCOUNT: All Accounts Selected
* = Trade or Other Activity Pending

Asset ID	Units	Maturity Date	Market Value	Fed Tax Cost	Gain/Loss Amount	%	S & P Rating	Moody`s Rating	Units in Transition	Encumbrd Units
5006E0T71	10,000,000.0000	06/07/2017	$9,944,900.00	$9,937,311.11	$7,588.89	.08			.0000	.00
	KOREA DEVELOPMENT BK CPDN DTD 12/07/16 06/07/2017									
5006E0TC0	20,000,000.0000	06/12/2017	$19,886,200.00	$19,876,066.70	$10,133.30	.05			.0000	.00
	KOREA DEVELOPMENT BK CPDN DTD 12/05/16 06/12/2017									
5006E0TD8	25,000,000.0000	06/13/2017	$24,857,000.00	$24,841,383.33	$15,616.67	.06			.0000	.00
	KOREA DEVELOPMENT BK CPDN DTD 12/09/16 06/13/2017									
5006E0U53	15,000,000.0000	07/05/2017	$14,897,100.00	$14,897,625.00	($525.00)	.00			.0000	.00
	KOREA DEVELOPMENT BK CPDN DTD 12/28/16 07/05/2017									
5006E0UA2	20,000,000.0000	07/10/2017	$19,859,000.00	$19,854,400.00	$4,600.00	.02			.0000	.00
	KOREA DEVELOPMENT BK CPDN DTD 12/14/16 07/10/2017									
89233GP75	10,000,000.0000	02/07/2017	$9,992,500.00	$9,976,444.44	$16,055.56	.16			.0000	.00
	TOYOTA MOTOR CREDIT CO CPDN DTD 05/13/16 02/07/2017									
89233GPF7	10,000,000.0000	02/15/2017	$9,990,800.00	$9,918,722.22	$72,077.78	.73			.0000	.00
	TOYOTA MOTOR CREDIT CO CPDN DTD 05/25/16 02/15/2017									
89233GQ17	25,000,000.0000	03/01/2017	$24,967,250.00	$24,927,500.00	$39,750.00	.16			.0000	.00
	TOYOTA MOTOR CREDIT CO CPDN DTD 07/21/16 03/01/2017									
89233GQ90	10,000,000.0000	03/09/2017	$9,982,700.00	$9,972,233.33	$10,466.67	.10			.0000	.00
	TOYOTA MOTOR CREDIT CO CPDN DTD 06/14/16 03/09/2017									
89233GQG4	10,000,000.0000	03/16/2017	$9,980,800.00	$9,971,902.78	$8,897.22	.09			.0000	.00
	TOYOTA MOTOR CREDIT CPDN DTD 06/23/16 03/16/2017									
89233GS49	10,000,000.0000	05/04/2017	$9,960,000.00	$9,960,255.56	($255.56)	.00			.0000	.00
	TOYOTA MOTOR CREDIT CO CPDN DTD 08/22/16 05/04/2017									
89233GT14	30,000,000.0000	06/01/2017	$29,852,100.00	$29,834,083.33	$18,016.67	.06			.0000	.00
	TOYOTA MOTOR CREDIT CO CPDN DTD 09/07/16 06/01/2017									
89233GT55	10,000,000.0000	06/05/2017	$9,945,600.00	$9,944,388.89	$1,211.11	.01			.0000	.00
	TOYOTA MOTOR CREDIT CO CPDN DTD 09/08/16 06/05/2017									
89233GU38	10,000,000.0000	07/03/2017	$9,932,100.00	$9,937,155.56	($5,055.56)	(.05)			.0000	.00
	TOYOTA MOTOR CREDIT CO CPDN DTD 10/06/16 07/03/2017									
89233GU53	10,000,000.0000	07/05/2017	$9,931,400.00	$9,924,400.00	$7,000.00	.07			.0000	.00
	TOYOTA MOTOR CREDIT CPDN DTD 11/04/16 07/05/2017									
89233GUA2	10,000,000.0000	07/10/2017	$9,929,500.00	$9,922,733.33	$6,766.67	.07			.0000	.00

WELLS FARGO
Market/Cost Value Comparison Report
By Account By Industry Class
COUNTY OF VENTURA

General Reporting
From Month End 12/31/2016
01/03/2017 05:44:35 PM EST

ACCOUNT: All Accounts Selected
* = Trade or Other Activity Pending

Asset ID	Units	Maturity Date	Market Value	Fed Tax Cost	Gain/Loss Amount	%	S & P Rating	Moody`s Rating	Units in Transition	Encumbrd Units
			TOYOTA MOTOR CREDIT CPDN DTD 10/13/16 07/10/2017							
89233GUD6	10,000,000.0000	07/13/2017	$9,928,400.00	$9,932,477.78	($4,077.78)	(.04)			.0000	.00
			TOYOTA MOTOR CREDIT CO CPDN DTD 11/02/16 07/13/2017							
8923A0N33	20,000,000.0000	01/03/2017	$20,000,000.00	$19,948,861.11	$51,138.89	.26			.0000	.00
			TOYOTA CDT DE PR CORP CPDN DTD 09/06/16 01/03/2017							
8923A0P64	10,000,000.0000	02/06/2017	$9,992,700.00	$9,976,022.22	$16,677.78	.17			.0000	.00
			TOYOTA CDT DE PR CORP CPDN DTD 09/22/16 02/06/2017							
8923A0Q22	10,000,000.0000	03/02/2017	$9,986,600.00	$9,971,888.89	$14,711.11	.15			.0000	.00
			TOYOTA CDT DE PR CORP CPDN DTD 11/07/16 03/02/2017							
8923A0QL0	5,000,000.0000	03/20/2017	$4,989,850.00	$4,984,625.00	$5,225.00	.10			.0000	.00
			TOYOTA CDT DE PR CORP CPDN DTD 11/17/16 03/20/2017							
8923A0S12	10,000,000.0000	05/01/2017	$9,964,600.00	$9,953,488.89	$11,111.11	.11			.0000	.00
			TOYOTA CDT DE PR CORP CPDN DTD 11/21/16 05/01/2017							
8923A0TN3	5,000,000.0000	06/22/2017	$4,969,800.00	$4,967,200.00	$2,600.00	.05			.0000	.00
			TOYOTA CDT DE PR CORP CPDN DTD 09/28/16 06/22/2017							
8923A0U68	10,000,000.0000	07/06/2017	$9,931,000.00	$9,922,000.00	$9,000.00	.09			.0000	.00
			TOYOTA CDT DE PR CORP CPDN DTD 11/08/16 07/06/2017							
SUBTOTAL	**505,975,000.0000**		**$504,247,609.00**	**$503,234,172.01**	**$1,013,436.99**	**.20**			**.0000**	**.00**
CORPORATE BONDS										
CORPORATE BONDS										
084664CC3	3,000,000.0000	01/13/2017	$3,000,330.00	$3,000,000.00	$330.00	.01	AA	AA2	.0000	.00
			BERKSHIRE HATHAWAY FIN DTD 01/15/15 01/13/2017							
084664CE9	2,000,000.0000	03/07/2018	$2,001,960.00	$1,999,220.00	$2,740.00	.14	AA	AA2	.0000	.00
			BERKSHIRE HATHAWAY FIN DTD 03/15/16 1.450 03/07/2018							
459058EJ8	32,000,000.0000	06/15/2018	$31,869,760.00	$31,965,360.00	($95,600.00)	(.30)	AAA	AAA	.0000	.00
			INTL BK RECON & DEVELOP DTD 04/30/15 1.000 06/15/2018							
459058EM1	10,000,000.0000	11/15/2017	$9,973,200.00	$9,992,000.00	($18,800.00)	(.19)	AAA	AAA	.0000	.00
			INTL BK RECON & DEVELOP DTD 06/23/15 1.000 11/15/2017							
459058ER0	55,000,000.0000	10/05/2018	$54,727,750.00	$54,867,250.00	($139,500.00)	(.25)	AAA	AAA	.0000	.00
			INTL BK RECON & DEVELOP DTD 10/07/15 1.000 10/05/2018							
459058FB4	5,000,000.0000	04/26/2019	$4,991,450.00	$5,000,000.00	($8,550.00)	(.17)	N/A	N/A	.0000	.00

WELLS FARGO
Market/Cost Value Comparison Report
By Account By Industry Class
COUNTY OF VENTURA

General Reporting
From Month End 12/31/2016
01/03/2017 05:44:35 PM EST

ACCOUNT: All Accounts Selected
* = Trade or Other Activity Pending

Asset ID	Units	Maturity Date	Market Value	Fed Tax Cost	Gain/Loss Amount	%	S & P Rating	Moody`s Rating	Units in Transition	Encumbrd Units
		INTL BK RECON & DEVELOP DTD 04/26/16 1.300 04/26/2019								
459058FC2	15,000,000.0000	04/26/2019	$14,869,800.00	$14,995,000.00	($125,200.00)	(.83)	AAA	AAA	.0000	.00
		INTL BK RECON & DEVELOP DTD 04/26/16 1.250 04/26/2019								
45905URG1	25,000,000.0000	01/17/2017	$24,999,250.00	$25,000,000.00	($750.00)	.00	AAA	AAA	.0000	.00
		INTL BK RECON & DEVELOP MED TERM NOTE								
45905URW6	40,000,000.0000	04/10/2017	$39,988,000.00	$40,019,500.00	($31,500.00)	(.08)	AAA	N/R	.0000	.00
		INTL BK RECON & DEVELOP DTD 04/10/15 0.670 04/10/2017								
45905URX4	15,000,000.0000	05/15/2017	$15,007,455.00	$14,995,350.00	$12,105.00	.08			.0000	.00
		INTL BK RECON & DEVELOP DTD 04/17/15 0.650 05/15/2017								
45905URY2	35,000,000.0000	04/21/2018	$34,847,820.00	$35,000,000.00	($152,180.00)	(.43)	AAA	AAA	.0000	.00
		INTL BK RECON & DEVELOP DTD 04/21/15 0.960 04/21/2018								
45905USB1	75,000,000.0000	05/02/2017	$74,907,750.00	$74,852,910.00	$54,840.00	.07	AAA	AAA	.0000	.00
		INTL BK RECON & DEVELOP DTD 04/27/15 0.625 05/02/2017								
45905USH8	20,000,000.0000	06/12/2017	$19,999,200.00	$19,983,400.00	$15,800.00	.08	N/A	N/R	.0000	.00
		INTL BK RECON & DEVELOP DTD 05/12/15 0.700 06/12/2017								
45905USJ4	20,000,000.0000	09/12/2017	$20,010,800.00	$19,983,800.00	$27,000.00	.14	N/A	N/R	.0000	.00
		INTL BK RECON & DEVELOP DTD 05/12/15 0.800 09/12/2017								
45905UTH7	10,000,000.0000	09/25/2018	$9,939,700.00	$10,000,000.00	($60,300.00)	(.60)			.0000	.00
		INTL BK RECON & DEVELOP DTD 09/25/15 1.100 09/25/2018								
45905UTM6	15,000,000.0000	10/16/2017	$14,963,250.00	$15,000,000.00	($36,750.00)	(.24)			.0000	.00
		INTL BK RECON & DEVELOP DTD 10/14/15 0.720 10/16/2017								
45905UTQ7	10,000,000.0000	01/26/2018	$9,981,600.00	$10,000,000.00	($18,400.00)	(.18)			.0000	.00
		INTL BK RECON & DEVELOP DTD 10/26/15 0.750 01/26/2018								
45905UTS3	10,000,000.0000	01/30/2018	$9,941,800.00	$10,000,000.00	($58,200.00)	(.58)			.0000	.00
		INTL BK RECON & DEVELOP DTD 10/30/15 0.760 01/30/2018								
45905UTW4	5,000,000.0000	11/10/2018	$4,977,335.00	$5,000,000.00	($22,665.00)	(.45)			.0000	.00
		INTL BK RECON & DEVELOP DTD 11/10/15 1.190 11/10/2018								
45905UUB8	10,000,000.0000	02/02/2018	$9,969,600.00	$10,000,000.00	($30,400.00)	(.30)	AAA	AAA	.0000	.00
		INTL BK RECON & DEVELOP DTD 11/23/15 1.000 02/02/2018								
45905UVC5	15,000,000.0000	02/26/2019	$14,935,650.00	$14,990,000.00	($54,350.00)	(.36)	N/A	AAA	.0000	.00
		INTL BK RECON & DEVELOP DTD 02/26/16 1.350 02/26/2019								

WELLS FARGO
Market/Cost Value Comparison Report
By Account By Industry Class
COUNTY OF VENTURA

General Reporting
From Month End 12/31/2016
01/03/2017 05:44:35 PM EST

ACCOUNT: All Accounts Selected
* = Trade or Other Activity Pending

Asset ID	Units	Maturity Date	Market Value	Fed Tax Cost	Gain/Loss Amount	%	S & P Rating	Moody`s Rating	Units in Transition	Encumbrd Units
45905UVZ4	10,000,000.0000	01/18/2019	$9,925,000.00	$9,997,300.00	($72,300.00)	(.72)	N/A	N/R	.0000	.00
INTL BK RECON & DEVELOP DTD 04/18/16 1.000 01/18/2019										
45950KBV1	10,000,000.0000	12/21/2017	$9,947,000.00	$9,958,700.00	($11,700.00)	(.12)	AAA	AAA	.0000	.00
INTL FINANCE CORP DTD 11/21/12 0.625 12/21/2017										
45950KBX7	59,209,000.0000	06/15/2018	$58,829,470.31	$58,975,880.00	($146,409.69)	(.25)	AAA	AAA	.0000	.00
INTL FINANCE CORP DTD 04/10/13 0.875 06/15/2018										
45950VFY7	20,000,000.0000	04/28/2017	$20,003,000.00	$20,000,000.00	$3,000.00	.02	N/A	N/R	.0000	.00
INTL FINANCE CORP MED TERM NOTE										
45950VGB6	20,000,000.0000	04/28/2017	$20,000,600.00	$20,000,000.00	$600.00	.00	N/A	N/R	.0000	.00
INTL FINANCE CORP MED TERM NOTE										
89236TCX1	15,000,000.0000	04/06/2018	$14,933,400.00	$14,996,400.00	($63,000.00)	(.42)	AA-	AA3	.0000	.00
TOYOTA MOTOR CREDIT CORP MED TERM NOTE										
89236TDC6	20,000,000.0000	04/25/2018	$19,823,400.00	$20,000,000.00	($176,600.00)	(.88)	AA-	AA3	.0000	.00
TOYOTA MOTOR CREDIT CORP MED TERM NOTE										
CORPORATE STRIPPED/ZERO COUPON										
459515FK3	20,000,000.0000	05/10/2017	$20,000,000.00	$19,950,700.00	$49,300.00	.25			.0000	.00
IFC DISCOUNT NOTE ZERO CPN DTD 05/10/16 05/10/2017										
SUBTOTAL	**601,209,000.0000**		**$599,365,330.31**	**$600,522,770.00**	**($1,157,439.69)**	**(.19)**			**.0000**	**.00**
US GOVERNMENT										
US TREASURY NOTES AND BONDS										
912828B74	5,000,000.0000	02/15/2017	$5,001,200.00	$4,997,656.25	$3,543.75	.07	N/A	AAA	.0000	.00
US TREASURY NOTE DTD 02/18/14 0.625 02/15/2017										
912828TW0	5,000,000.0000	10/31/2017	$4,995,500.00	$4,991,406.25	$4,093.75	.08	N/A	AAA	.0000	.00
US TREASURY NOTE DTD 10/31/12 0.750 10/31/2017										
SUBTOTAL	**10,000,000.0000**		**$9,996,700.00**	**$9,989,062.50**	**$7,637.50**	**.08**			**.0000**	**.00**
FEDERAL AGENCY										
GOVERNMENT AGENCIES										
3130A3UC6	15,000,000.0000	05/15/2017	$15,009,300.00	$14,975,400.00	$33,900.00	.23	AA+	AAA	.0000	.00
FED HOME LN BK DTD 12/30/14 0.900 05/15/2017										
3130A3UR3	5,000,000.0000	01/06/2017	$5,000,100.00	$5,014,700.00	($14,600.00)	(.29)	AA+	AAA	.0000	.00
FED HOME LN BK DTD 01/06/15 0.750 01/06/2017										
3130A4QQ8	10,000,000.0000	03/24/2017	$10,006,200.00	$10,011,700.00	($5,500.00)	(.05)	AA+	AAA	.0000	.00

WELLS FARGO
Market/Cost Value Comparison Report
By Account By Industry Class
COUNTY OF VENTURA

General Reporting
From Month End 12/31/2016
01/03/2017 05:44:35 PM EST

ACCOUNT: All Accounts Selected
* = Trade or Other Activity Pending

Asset ID	Units	Maturity Date	Market Value	Fed Tax Cost	Gain/Loss Amount	%	S & P Rating	Moody`s Rating	Units in Transition	Encumbrd Units
		FED HOME LN BK SER 0000								
3130A5EP0	5,000,000.0000	05/30/2017	$4,997,850.00	$4,995,150.00	$2,700.00	.05	AA+	AAA	.0000	.00
		FED HOME LN BK DTD 05/15/15 0.625 05/30/2017								
3130A6RC3	5,000,000.0000	11/02/2018	$4,983,300.00	$5,000,000.00	($16,700.00)	(.33)	AA+	AAA	.0000	.00
		FED HOME LN BK DTD 11/04/15 1.150 11/02/2018								
3130A6WT0	4,950,000.0000	06/29/2018	$4,948,564.50	$4,950,000.00	($1,435.50)	(.03)	AA+	AAA	.0000	.00
		FED HOME LN BK SER 0001								
3130A7RT4	20,000,000.0000	04/18/2019	$19,890,600.00	$19,989,000.00	($98,400.00)	(.49)	AA+	AAA	.0000	.00
		FED HOME LN BK DTD 04/18/16 1.200 04/18/2019								
3130A7S63	8,000,000.0000	05/09/2018	$7,971,120.00	$8,000,000.00	($28,880.00)	(.36)	AA+	AAA	.0000	.00
		FED HOME LN BK DTD 05/09/16 1.000 05/09/2018								
3130A84C4	10,000,000.0000	05/25/2018	$9,943,900.00	$10,000,000.00	($56,100.00)	(.56)	AA+	AAA	.0000	.00
		FED HOME LN BK SER 0003								
313380EC7	5,000,000.0000	09/08/2017	$4,997,550.00	$4,996,500.00	$1,050.00	.02	AA+	AAA	.0000	.00
		FED HOME LN BK DTD 08/06/12 0.750 09/08/2017								
3133EC7A6	3,000,000.0000	12/12/2017	$2,996,340.00	$3,000,000.00	($3,660.00)	(.12)	AA+	AAA	.0000	.00
		FED FARM CREDIT BK DTD 12/12/12 0.820 12/12/2017								
3133EE6K1	10,000,000.0000	11/13/2017	$10,000,000.00	$9,990,000.00	$10,000.00	.10	AA+	AAA	.0000	.00
		FED FARM CREDIT BK DTD 08/13/15 0.930 11/13/2017								
3133EEX62	20,000,000.0000	06/16/2017	$20,006,000.00	$20,000,000.00	$6,000.00	.03	AA+	AAA	.0000	.00
		FED FARM CREDIT BK DTD 06/16/15 0.800 06/16/2017								
3133EF3B1	10,000,000.0000	04/18/2018	$9,924,300.00	$9,999,000.00	($74,700.00)	(.75)	AA+	AAA	.0000	.00
		FED FARM CREDIT BK DTD 04/12/16 0.750 04/18/2018								
3133EF3N5	10,000,000.0000	07/18/2018	$9,946,000.00	$9,995,000.00	($49,000.00)	(.49)	AA+	AAA	.0000	.00
		FED FARM CREDIT BK DTD 04/18/16 1.000 07/18/2018								
3133EFF51	5,000,000.0000	02/26/2018	$4,980,200.00	$5,000,000.00	($19,800.00)	(.40)	AA+	AAA	.0000	.00
		FED FARM CREDIT BK DTD 02/26/16 0.850 02/26/2018								
3133EFJL2	5,000,000.0000	10/13/2017	$4,993,400.00	$4,998,000.00	($4,600.00)	(.09)	AA+	AAA	.0000	.00
		FED FARM CREDIT BK DTD 10/13/15 0.730 10/13/2017								
3133EFKM8	5,000,000.0000	10/20/2017	$4,980,950.00	$4,987,850.00	($6,900.00)	(.14)	AA+	AAA	.0000	.00
		FED FARM CREDIT BK DTD 10/20/15 0.710 10/20/2017								

WELLS FARGO
Market/Cost Value Comparison Report
By Account By Industry Class
COUNTY OF VENTURA

General Reporting
From Month End 12/31/2016
01/03/2017 05:44:35 PM EST

ACCOUNT: All Accounts Selected
* = Trade or Other Activity Pending

Asset ID	Units	Maturity Date	Market Value	Fed Tax Cost	Gain/Loss Amount	%	S & P Rating	Moody`s Rating	Units in Transition	Encumbrd Units
3133EFMU8	5,000,000.0000	05/02/2018	$4,986,750.00	$4,987,800.00	($1,050.00)	(.02)	AA+	AAA	.0000	.00
	FED FARM CREDIT BK DTD 11/02/15 0.950 05/02/2018									
3133EFMV6	23,505,000.0000	08/02/2018	$23,401,107.90	$23,390,676.00	$10,431.90	.04	AA+	AAA	.0000	.00
	FED FARM CREDIT BK DTD 11/02/15 1.020 08/02/2018									
3133EFPH4	5,000,000.0000	11/17/2017	$4,999,200.00	$5,000,000.00	($800.00)	(.02)	AA+	AAA	.0000	.00
	FED FARM CREDIT BK DTD 11/17/15 0.930 11/17/2017									
3133EFSG3	15,000,000.0000	03/14/2018	$15,001,650.00	$15,000,000.00	$1,650.00	.01	AA+	AAA	.0000	.00
	FED FARM CREDIT BK DTD 12/14/15 1.100 03/14/2018									
3133EFV87	15,000,000.0000	03/29/2018	$14,966,850.00	$14,998,000.00	($31,150.00)	(.21)	AA+	AAA	.0000	.00
	FED FARM CREDIT BK DTD 03/29/16 0.875 03/29/2018									
3133EGBB0	15,000,000.0000	05/18/2018	$14,923,500.00	$14,994,000.00	($70,500.00)	(.47)	AA+	AAA	.0000	.00
	FED FARM CREDIT BK DTD 05/18/16 0.930 05/18/2018									
3133EGBE4	10,830,000.0000	11/19/2018	$10,754,948.10	$10,819,170.00	($64,221.90)	(.59)	AA+	AAA	.0000	.00
	FED FARM CREDIT BK DTD 05/19/16 1.060 11/19/2018									
3134G5PF6	15,000,000.0000	02/15/2017	$15,003,600.00	$14,983,350.00	$20,250.00	.14	AA+	AAA	.0000	.00
	FED HOME LN MTG CORP DTD 11/14/14 0.650 02/15/2017									
3134G5RH0	10,000,000.0000	02/15/2017	$10,003,000.00	$9,997,900.00	$5,100.00	.05	AA+	N/A	.0000	.00
	FED HOME LN MTG CORP DTD 12/17/14 0.690 02/15/2017									
3134G76U0	5,000,000.0000	10/27/2017	$4,994,450.00	$5,000,000.00	($5,550.00)	(.11)	AA+	AAA	.0000	.00
	FED HOME LN MTG CORP MED TERM NOTE SER 0003									
3134G8TV1	5,350,000.0000	03/29/2019	$5,313,352.50	$5,347,271.50	($33,919.00)	(.63)	AA+	AAA	.0000	.00
	FED HOME LN MTG CORP MED TERM NOTE SER 0000									
3134G8ZZ5	10,000,000.0000	04/26/2019	$9,921,300.00	$10,000,000.00	($78,700.00)	(.79)	AA+	AAA	.0000	.00
	FED HOME LN MTG CORP MED TERM NOTE									
3134G9AQ0	10,000,000.0000	10/26/2018	$9,926,700.00	$9,995,000.00	($68,300.00)	(.68)	AA+	N/A	.0000	.00
	FED HOME LN MTG CORP MED TERM NOTE SER 0000									
3134G9HJ9	5,000,000.0000	08/10/2018	$4,972,500.00	$5,000,000.00	($27,500.00)	(.55)	AA+	AAA	.0000	.00
	FED HOME LN MTG CORP SER 0000									
3135G0J61	5,000,000.0000	03/28/2018	$4,989,950.00	$4,990,000.00	($50.00)	.00	AA+	AAA	.0000	.00
	FED NATL MTG ASSN SER 2YR									
3135G0PQ0	10,000,000.0000	10/26/2017	$10,001,400.00	$9,966,000.00	$35,400.00	.36	AA+	AAA	.0000	.00

WELLS FARGO
Market/Cost Value Comparison Report
By Account By Industry Class
COUNTY OF VENTURA

General Reporting
From Month End 12/31/2016
01/03/2017 05:44:35 PM EST

ACCOUNT: All Accounts Selected
* = Trade or Other Activity Pending

Asset ID	Units	Maturity Date	Market Value	Fed Tax Cost	Gain/Loss Amount	%	S & P Rating	Moody`s Rating	Units in Transition	Encumbrd Units
		FED NATL MTG ASSN DTD 09/24/12 0.875 10/26/2017								
3135G0WM1	4,000,000.0000	04/30/2018	$3,990,760.00	$3,984,000.00	$6,760.00	.17	AA+	AAA	.0000	.00
		FED NATL MTG ASSN SER 0002								
3135G0ZB2	5,000,000.0000	04/20/2017	$5,001,950.00	$4,973,450.00	$28,500.00	.57	AA+	AAA	.0000	.00
		FED NATL MTG ASSN DTD 03/10/14 0.750 04/20/2017								
3136G3AG0	4,290,000.0000	02/26/2019	$4,274,298.60	$4,284,637.50	($10,338.90)	(.24)	AA+	AAA	.0000	.00
		FED NATL MTG ASSN SER 0001								
SUBTOTAL	**333,925,000.0000**		**$333,002,941.60**	**$333,613,555.00**	**($610,613.40)**	**(.18)**			**.0000**	**.00**
MUNICIPAL BONDS										
MUNICIPAL TAXABLE										
13063C4V9	10,000,000.0000	11/01/2018	$9,958,300.00	$10,000,000.00	($41,700.00)	(.42)	AA-	AA3	.0000	.00
		CALIFORNIA ST TXBL-BID GROUP A								
13063CP79	5,000,000.0000	04/01/2018	$4,970,300.00	$4,999,950.00	($29,650.00)	(.59)	AA-	AA3	.0000	.00
		CALIFORNIA ST TXBL								
13063CPN4	5,000,000.0000	11/01/2017	$5,004,650.00	$5,002,500.00	$2,150.00	.04	AA-	AA3	.0000	.00
		CALIFORNIA ST TXBL								
13063CXU9	15,000,000.0000	11/01/2017	$14,952,600.00	$15,004,550.00	($51,950.00)	(.35)	AA-	AA3	.0000	.00
		CALIFORNIA ST TXBL-SER A								
432272EW8	160,000.0000	09/01/2017	$159,617.60	$160,000.00	($382.40)	(.24)	AAA	N/R	.0000	.00
		HILLSBOROUGH CA SCH DIST TXBL-REF-SER B								
432272EX6	395,000.0000	09/01/2018	$392,874.90	$395,000.00	($2,125.10)	(.54)	AAA	N/R	.0000	.00
		HILLSBOROUGH CA SCH DIST TXBL-REF-SER B								
54473ERP1	1,330,000.0000	12/01/2017	$1,329,348.30	$1,330,000.00	($651.70)	(.05)	AA	AA3	.0000	.00
		LOS ANGELES CNTY CA PUBLIC WKS TXBL-REF-SER C								
68609BUP0	100,000.0000	05/01/2017	$99,867.00	$100,000.00	($133.00)	(.13)	AA+	AA1	.0000	.00
		OREGON ST TXBL-ARTICLE XI-Q-SER E								
68609BUQ8	100,000.0000	05/01/2018	$99,380.00	$100,000.00	($620.00)	(.62)	AA+	AA1	.0000	.00
		OREGON ST TXBL-ARTICLE XI-Q-SER E								
68609BUR6	100,000.0000	05/01/2019	$98,889.00	$100,000.00	($1,111.00)	(1.11)	AA+	AA1	.0000	.00
		OREGON ST TXBL-ARTICLE XI-Q-SER E								
79730WAT7	2,660,000.0000	09/01/2017	$2,657,313.40	$2,657,632.60	($319.20)	(.01)	AA-	N/R	.0000	.00

WELLS FARGO
Market/Cost Value Comparison Report
By Account By Industry Class
COUNTY OF VENTURA

General Reporting
From Month End 12/31/2016
01/03/2017 05:44:35 PM EST

ACCOUNT: All Accounts Selected
* = Trade or Other Activity Pending

Asset ID	Units	Maturity Date	Market Value	Fed Tax Cost	Gain/Loss Amount	%	S & P Rating	Moody`s Rating	Units in Transition	Encumbrd Units
		SAN DIEGO CA REDEV AGY SUCCESS TXBL-REF-SER B								
79765RM89	3,415,000.0000	11/01/2017	$3,409,262.80	$3,413,190.05	($3,927.25)	(.12)	AA-	AA3	.0000	.00
		SAN FRANCISCO CITY & CNTY CA P TXBL-REF-GREEN BOND-SER C								
799014AN5	1,040,000.0000	08/01/2017	$1,041,248.00	$1,040,000.00	$1,248.00	.12	A	N/R	.0000	.00
		SAN MATEO CA REDEV AGY SUCCESS TXBL-REF-SER B								
799014AP0	800,000.0000	08/01/2018	$803,120.00	$800,000.00	$3,120.00	.39	A	N/R	.0000	.00
		SAN MATEO CA REDEV AGY SUCCESS TXBL-REF-SER B								
80168NGX1	3,340,000.0000	04/01/2018	$3,338,530.40	$3,350,120.20	($11,589.80)	(.35)	AA+	AA2	.0000	.00
		SANTA CLARA VLY CA TRANSPRTN A REF-TXBL-MEASURE A-SER B								
80263KAK5	600,000.0000	08/01/2017	$599,994.00	$600,000.00	($6.00)	.00	AA	N/R	.0000	.00
		SANTA ROSA CA REDEV AGY SUCCES TXBL-REF-SER B								
80263KAL3	650,000.0000	08/01/2018	$651,820.00	$650,000.00	$1,820.00	.28	AA	N/R	.0000	.00
		SANTA ROSA CA REDEV AGY SUCCES TXBL-REF-SER B								
91412GD28	4,000,000.0000	05/15/2018	$3,967,240.00	$4,000,000.00	($32,760.00)	(.82)	AA	AA2	.0000	.00
		UNIV OF CALIFORNIA CA REVENUES TXBL-REF-GEN-SER AS								
91412GD36	3,000,000.0000	05/15/2019	$2,964,480.00	$3,000,000.00	($35,520.00)	(1.18)	AA	AA2	.0000	.00
		UNIV OF CALIFORNIA CA REVENUES TXBL-REF-GEN-SER AS								
988176HV8	1,000,000.0000	08/01/2018	$991,640.00	$1,000,000.00	($8,360.00)	(.84)	N/R	AA2	.0000	.00
		YUBA CA CMNTY CLG DIST TXBL-REF-SER B								
SUBTOTAL	**57,690,000.0000**		**$57,490,475.40**	**$57,702,942.85**	**($212,467.45)**	**(.37)**			**.0000**	**.00**
OTHER ASSETS										
OTHER ASSETS										
MS6232818	65,000,000.0000		$65,000,000.00	$65,000,000.00	$.00	.00			.0000	.00
		CA LAIF STATE OF CALIFORNIA INVESTMENT FD								
MS6615459	25,000,000.0000		$24,990,025.00	$25,000,000.00	($9,975.00)	(.04)			.0000	.00
		CALTRUST SHORT TERM ACCT								
SUBTOTAL	**90,000,000.0000**		**$89,990,025.00**	**$90,000,000.00**	**($9,975.00)**	**(.01)**			**.0000**	**.00**
ACCOUNT 11435100 TOTAL	**2,264,799,000.0000**		**$2,260,008,521.31**	**$2,260,953,213.66**	**($944,692.35)**	**(.04)**			**.0000**	**.00**
GRAND TOTAL	**2,264,799,000.0000**		**$2,260,008,521.31**	**$2,260,953,213.66**	**($944,692.35)**	**(.04)**			**.0000**	**.00**

END OF REPORT

WELLS FARGO

Market/Cost Value Comparison Report
By Account By Industry Class
COUNTY OF VENTURA

General Reporting
From Month End 01/31/2017
02/03/2017 06:55:08 PM EST

ACCOUNT: All Accounts Selected
* = Trade or Other Activity Pending

Asset ID	Units	Maturity Date	Market Value	Fed Tax Cost	Gain/Loss Amount	%	S & P Rating	Moody`s Rating	Units in Transition	Encumbrd Units
ACCOUNT: 11435100 COUNTY OF VENTURA										
NET CASH										
NET CASH										
	.0000		$.00	$.00	$.00	.00			.0000	.00
	U.S. DOLLARS									
SUBTOTAL	**.0000**		**$.00**	**$.00**	**$.00**	**.00**			**.0000**	**.00**
US GOVERNMENT SHORT-TERM										
GOVERNMENT AGENCY DISCOUNT										
313385BY1	10,000,000.0000	02/16/2017	$9,998,300.00	$9,986,813.89	$11,486.11	.12	N/A	N/A	.0000	.00
	FED HOME LN BK DISC NOTE DTD 02/16/16 02/16/2017									
313385FA9	20,000,000.0000	05/01/2017	$19,973,400.00	$19,958,688.89	$14,711.11	.07	N/A	N/A	.0000	.00
	FED HOME LN BK DISC NOTE DTD 05/02/16 05/01/2017									
313385FE1	30,000,000.0000	05/05/2017	$29,958,300.00	$29,927,777.78	$30,522.22	.10	N/A	N/A	.0000	.00
	FED HOME LN BK DISC NOTE DTD 05/05/16 05/05/2017									
313385FJ0	10,000,000.0000	05/09/2017	$9,985,500.00	$9,976,091.67	$9,408.33	.09	N/A	N/A	.0000	.00
	FED HOME LN BK DISC NOTE DTD 05/09/16 05/09/2017									
313385GY6	5,000,000.0000	06/16/2017	$4,989,700.00	$4,983,983.33	$5,716.67	.11	N/A	N/A	.0000	.00
	FED HOME LN BK DISC NOTE DTD 06/16/16 06/16/2017									
313385JH0	5,000,000.0000	07/19/2017	$4,985,300.00	$4,984,750.00	$550.00	.01	N/A	N/A	.0000	.00
	FED HOME LN BK DISC NOTE DTD 07/19/16 07/19/2017									
313385JN7	5,000,000.0000	07/24/2017	$4,984,850.00	$4,984,075.00	$775.00	.02	N/A	N/A	.0000	.00
	FED HOME LN BK DISC NOTE DTD 07/25/16 07/24/2017									
SUBTOTAL	**85,000,000.0000**		**$84,875,350.00**	**$84,802,180.56**	**$73,169.44**	**.09**			**.0000**	**.00**
SAVINGS & CERTIFICATES OF DEPOSIT										
MARKETABLE CERTIFICATES OF DEPOSIT										
05969YMP5	10,000,000.0000	02/14/2017	$10,001,400.00	$10,000,744.08	$655.92	.01	N/A	N/A	.0000	.00
	BANCO DEL ESTA DE CHLE CERT OF DEPOSIT									
05969YMZ3	10,000,000.0000	03/06/2017	$10,003,300.00	$10,000,743.92	$2,556.08	.03	N/A	N/A	.0000	.00
	BANCO DEL ESTA DE CHLE CERT OF DEPOSIT									
05969YTC7	10,000,000.0000	02/10/2017	$10,000,500.00	$10,000,626.07	($126.07)	.00	N/A	N/A	.0000	.00
	BANCO DEL ESTA DE CHLE CERT OF DEPOSIT									
05969YTF0	10,000,000.0000	02/07/2017	$10,000,400.00	$10,000,587.38	($187.38)	.00	N/A	N/A	.0000	.00

WELLS FARGO
Market/Cost Value Comparison Report
By Account By Industry Class
COUNTY OF VENTURA

General Reporting
From Month End 01/31/2017
02/03/2017 06:55:08 PM EST

ACCOUNT: All Accounts Selected
* = Trade or Other Activity Pending

Asset ID	Units	Maturity Date	Market Value	Fed Tax Cost	Gain/Loss Amount	%	S & P Rating	Moody`s Rating	Units in Transition	Encumbrd Units
			BANCO DEL ESTA DE CHLE CERT OF DEPOSIT							
05969YTJ2	10,000,000.0000	02/08/2017	$10,000,400.00	$10,001,163.75	($763.75)	(.01)	N/A	N/A	.0000	.00
			BANCO DEL ESTA DE CHLE CERT OF DEPOSIT							
05969YTL7	10,000,000.0000	03/08/2017	$10,002,200.00	$10,000,730.79	$1,469.21	.01	N/A	N/A	.0000	.00
			BANCO DEL ESTA DE CHLE CERT OF DEPOSIT							
05969YUG6	10,000,000.0000	05/02/2017	$10,000,400.00	$10,000,000.00	$400.00	.00	N/A	N/A	.0000	.00
			BANCO DEL ESTA DE CHLE CERT OF DEPOSIT							
05969YUL5	10,000,000.0000	06/09/2017	$10,002,300.00	$10,001,060.16	$1,239.84	.01	N/A	N/A	.0000	.00
			BANCO DEL ESTA DE CHLE CERT OF DEPOSIT							
05969YUZ4	10,000,000.0000	06/02/2017	$10,003,500.00	$10,000,000.00	$3,500.00	.04	N/A	N/A	.0000	.00
			BANCO DEL ESTA DE CHLE CERT OF DEPOSIT							
05969YVJ9	10,000,000.0000	07/03/2017	$10,004,600.00	$10,000,000.00	$4,600.00	.05	N/A	N/A	.0000	.00
			BANCO DEL ESTA DE CHLE CERT OF DEPOSIT							
05969YWB5	10,000,000.0000	07/13/2017	$10,003,100.00	$10,001,081.70	$2,018.30	.02	N/A	N/A	.0000	.00
			BANCO DEL ESTA DE CHLE CERT OF DEPOSIT							
05969YWU3	10,000,000.0000	07/17/2017	$10,001,300.00	$10,000,000.00	$1,300.00	.01	N/A	N/A	.0000	.00
			BANCO DEL ESTA DE CHLE CERT OF DEPOSIT							
05969YWV1	10,000,000.0000	08/01/2017	$10,000,400.00	$10,001,048.86	($648.86)	(.01)	N/A	N/A	.0000	.00
			BANCO DEL ESTA DE CHLE CERT OF DEPOSIT							
05969YWY5	10,000,000.0000	08/01/2017	$9,998,500.00	$10,000,000.00	($1,500.00)	(.01)			.0000	.00
			BANCO DEL ESTA DE CHLE CERT OF DEPOSIT							
05969YXB4	10,000,000.0000	08/01/2017	$10,000,400.00	$10,001,032.40	($632.40)	(.01)	N/A	N/A	.0000	.00
			BANCO DEL ESTA DE CHLE CERT OF DEPOSIT							
48668MLC5	10,000,000.0000	03/10/2017	$10,003,100.00	$10,004,446.45	($1,346.45)	(.01)	N/A	N/A	.0000	.00
			KOOKMIN BANK NY BRCH CERT OF DEPOSIT							
48668MND1	25,000,000.0000	02/03/2017	$25,000,500.00	$25,002,322.28	($1,822.28)	(.01)	N/A	N/A	.0000	.00
			KOOKMIN BANK NY BRCH CERT OF DEPOSIT							
50066BKW0	10,000,000.0000	03/10/2017	$10,002,300.00	$10,001,054.76	$1,245.24	.01	N/A	N/A	.0000	.00
			KOREA DEVELOPMENT BK CERT OF DEPOSIT							
50066BKX8	10,000,000.0000	03/14/2017	$10,002,700.00	$10,000,653.41	$2,046.59	.02	N/A	N/A	.0000	.00
			KOREA DEVELOPMENT BK CERT OF DEPOSIT							

WELLS FARGO
Market/Cost Value Comparison Report
By Account By Industry Class
COUNTY OF VENTURA

General Reporting
From Month End 01/31/2017
02/03/2017 06:55:08 PM EST

ACCOUNT: All Accounts Selected
* = Trade or Other Activity Pending

Asset ID	Units	Maturity Date	Market Value	Fed Tax Cost	Gain/Loss Amount	%	S & P Rating	Moody`s Rating	Units in Transition	Encumbrd Units
50066BKY6	10,000,000.0000	03/21/2017	$10,002,700.00	$10,000,332.23	$2,367.77	.02	N/A	N/A	.0000	.00
	KOREA DEVELOPMENT BK CERT OF DEPOSIT									
50066BLA7	10,000,000.0000	06/12/2017	$10,004,400.00	$10,001,556.59	$2,843.41	.03	N/A	N/A	.0000	.00
	KOREA DEVELOPMENT BK CERT OF DEPOSIT									
50066BLB5	10,000,000.0000	07/03/2017	$10,004,200.00	$10,001,622.12	$2,577.88	.03	N/A	N/A	.0000	.00
	KOREA DEVELOPMENT BK CERT OF DEPOSIT									
63375PTY5	15,000,000.0000	02/10/2017	$15,001,650.00	$15,004,428.42	($2,778.42)	(.02)	N/A	N/A	.0000	.00
	NATIONAL BANK OF KUWAI CERT OF DEPOSIT									
63375PUU1	20,000,000.0000	04/21/2017	$20,006,600.00	$20,001,486.18	$5,113.82	.03	N/A	N/A	.0000	.00
	NATIONAL BANK OF KUWAI CERT OF DEPOSIT									
63375PVF3	10,000,000.0000	05/26/2017	$10,007,900.00	$10,004,435.61	$3,464.39	.03	N/A	N/A	.0000	.00
	NATIONAL BANK OF KUWAI CERT OF DEPOSIT									
63375PVG1	10,000,000.0000	05/26/2017	$10,006,000.00	$10,002,201.97	$3,798.03	.04	N/A	N/A	.0000	.00
	NATIONAL BANK OF KUWAI CERT OF DEPOSIT									
65558LVA7	10,000,000.0000	02/06/2017	$10,000,100.00	$10,000,000.00	$100.00	.00	N/A	N/A	.0000	.00
	NORDEA BANK FLD PLC NY CERT OF DEPOSIT									
69033LNV7	10,000,000.0000	02/16/2017	$10,000,500.00	$10,000,626.11	($126.11)	.00	N/A	N/A	.0000	.00
	OVERSEA-CHINESE BANKING CERT OF DEPOSIT									
69033LPM5	10,000,000.0000	03/20/2017	$10,001,800.00	$10,000,681.19	$1,118.81	.01	N/A	N/A	.0000	.00
	OVERSEA-CHINESE BANKING CERT OF DEPOSIT									
69033LQG7	10,000,000.0000	06/12/2017	$9,997,100.00	$10,001,033.25	($3,933.25)	(.04)	N/A	N/A	.0000	.00
	OVERSEA-CHINESE BANK CERT OF DEPOSIT									
69033LQL6	10,000,000.0000	06/13/2017	$9,997,000.00	$10,001,027.76	($4,027.76)	(.04)	N/A	N/A	.0000	.00
	OVERSEA-CHINESE BANKING CERT OF DEPOSIT									
69033LQP7	10,000,000.0000	07/03/2017	$9,996,200.00	$10,002,231.05	($6,031.05)	(.06)	N/A	N/A	.0000	.00
	OVERSEA-CHINESE BANKING CERT OF DEPOSIT									
69033LQR3	10,000,000.0000	07/03/2017	$9,996,200.00	$10,002,220.07	($6,020.07)	(.06)	N/A	N/A	.0000	.00
	OVERSEA-CHINESE BANKING CERT OF DEPOSIT									
78009NC87	20,000,000.0000	02/17/2017	$20,003,000.00	$20,000,000.00	$3,000.00	.02	N/A	N/A	.0000	.00
	ROYAL BK OF CANADA CERT OF DEPOSIT									
89113WKX3	10,000,000.0000	07/28/2017	$9,992,600.00	$10,001,482.70	($8,882.70)	(.09)	N/A	N/A	.0000	.00

WELLS FARGO
Market/Cost Value Comparison Report
By Account By Industry Class
COUNTY OF VENTURA

General Reporting
From Month End 01/31/2017
02/03/2017 06:55:08 PM EST

ACCOUNT: All Accounts Selected
* = Trade or Other Activity Pending

Asset ID	Units	Maturity Date	Market Value	Fed Tax Cost	Gain/Loss Amount	%	S & P Rating	Moody`s Rating	Units in Transition	Encumbrd Units
			TORONTO-DOMINION CERT OF DEPOSIT							
89113WLK0	10,000,000.0000	08/04/2017	$9,991,700.00	$10,001,488.06	($9,788.06)	(.10)	N/A	N/A	.0000	.00
			TORONTO-DOMINION CERT OF DEPOSIT							
89113WNN2	10,000,000.0000	05/08/2017	$10,002,100.00	$10,000,000.00	$2,100.00	.02	N/A	N/A	.0000	.00
			TORONTO-DOMINION CERT OF DEPOSIT							
89113WPA8	10,000,000.0000	06/09/2017	$10,002,500.00	$10,002,110.35	$389.65	.00	N/A	N/A	.0000	.00
			TORONTO-DOMINION CERT OF DEPOSIT							
89113WPE0	10,000,000.0000	06/12/2017	$10,003,100.00	$10,001,598.99	$1,501.01	.02	N/A	N/A	.0000	.00
			TORONTO-DOMINION CERT OF DEPOSIT							
89113WQB5	10,000,000.0000	06/05/2017	$10,004,300.00	$10,001,005.37	$3,294.63	.03	N/A	N/A	.0000	.00
			TORONTO-DOMINION CERT OF DEPOSIT							
89113WRB4	20,000,000.0000	06/01/2017	$20,007,200.00	$20,003,868.39	$3,331.61	.02	N/A	N/A	.0000	.00
			TORONTO-DOMINION CERT OF DEPOSIT							
89113WSH0	10,000,000.0000	07/03/2017	$10,005,500.00	$10,001,922.34	$3,577.66	.04	N/A	N/A	.0000	.00
			TORONTO-DOMINION CERT OF DEPOSIT							
89113WSP2	10,000,000.0000	07/10/2017	$10,002,900.00	$10,002,230.18	$669.82	.01	N/A	N/A	.0000	.00
			TORONTO-DOMINION CERT OF DEPOSIT							
89113WUV6	10,000,000.0000	01/12/2018	$10,001,200.00	$10,002,996.70	($1,796.70)	(.02)	N/A	N/A	.0000	.00
			TORONTO-DOMINION CERT OF DEPOSIT							
89113WVF0	10,000,000.0000	07/17/2017	$10,002,800.00	$10,000,999.53	$1,800.47	.02	N/A	N/A	.0000	.00
			TORONTO-DOMINION CERT OF DEPOSIT							
SUBTOTAL	**500,000,000.0000**		**$500,072,550.00**	**$500,060,881.17**	**$11,668.83**	**.00**			**.0000**	**.00**
COMMERCIAL PAPER										
COMMERCIAL PAPER DISCOUNT										
00280NPE4	10,000,000.0000	02/14/2017	$9,997,400.00	$9,919,763.89	$77,636.11	.78			.0000	.00
			ABBEY NAT'L TREASURY CPDN DTD 05/20/16 02/14/2017							
00280NSK7	10,000,000.0000	05/19/2017	$9,967,300.00	$9,899,872.22	$67,427.78	.68			.0000	.00
			ABBEY NAT'L TREASURY CPDN DTD 08/17/16 05/19/2017							
00280NSQ4	10,000,000.0000	05/24/2017	$9,965,800.00	$9,897,266.67	$68,533.33	.69			.0000	.00
			ABBEY NAT'L TREASURY CPDN DTD 08/29/16 05/24/2017							
06538BUL5	10,000,000.0000	07/20/2017	$9,941,800.00	$9,933,633.33	$8,166.67	.08			.0000	.00

WELLS FARGO
Market/Cost Value Comparison Report
By Account By Industry Class
COUNTY OF VENTURA

General Reporting
From Month End 01/31/2017
02/03/2017 06:55:08 PM EST

ACCOUNT: All Accounts Selected
* = Trade or Other Activity Pending

Asset ID	Units	Maturity Date	Market Value	Fed Tax Cost	Gain/Loss Amount	%	S & P Rating	Moody`s Rating	Units in Transition	Encumbrd Units
			BANK OF TOKYO-MITSUBIS CPDN DTD 01/20/17 07/20/2017							
13607EP37	4,650,000.0000	02/03/2017	$4,649,814.00	$4,617,847.85	$31,966.15	.69			.0000	.00
			CANADIAN IMPER. HLDS CPDN DTD 05/11/16 02/03/2017							
13607EPH6	9,325,000.0000	02/17/2017	$9,322,016.00	$9,256,717.69	$65,298.31	.71			.0000	.00
			CANADIAN IMPER. HLDS CPDN DTD 05/25/16 02/17/2017							
22533TUA2	15,000,000.0000	07/10/2017	$14,917,800.00	$14,900,283.33	$17,516.67	.12			.0000	.00
			CREDIT AGRICOLE CRP&IN CPDN DTD 10/13/16 07/10/2017							
22533TV29	10,000,000.0000	08/02/2017	$9,934,800.00	$9,935,069.44	($269.44)	.00			.0000	.00
			CREDIT AGRICOLE CRP&IN CPDN DTD 01/27/17 08/02/2017							
30229ATV1	10,000,000.0000	06/29/2017	$9,951,500.00	$9,968,711.11	($17,211.11)	(.17)			.0000	.00
			EXXON MOBIL CORP CPDN DTD 01/03/17 06/29/2017							
36164JV27	10,000,000.0000	08/02/2017	$9,934,800.00	$9,947,866.67	($13,066.67)	(.13)			.0000	.00
			GE CAPITAL TREASURY CPDN DTD 01/30/17 08/02/2017							
46640PPH0	15,000,000.0000	02/17/2017	$14,995,200.00	$14,877,829.17	$117,370.83	.79			.0000	.00
			J.P. MORGAN SECURITIES CPDN DTD 05/23/16 02/17/2017							
46640PQ30	10,000,000.0000	03/03/2017	$9,993,700.00	$9,921,833.33	$71,866.67	.72			.0000	.00
			J.P. MORGAN SECURITIES CPDN DTD 06/06/16 03/03/2017							
5006E0Q82	17,000,000.0000	03/08/2017	$16,986,400.00	$16,947,760.53	$38,639.47	.23			.0000	.00
			KOREA DEVELOPMENT BK CPDN DTD 11/08/16 03/08/2017							
5006E0S56	30,000,000.0000	05/05/2017	$29,914,800.00	$29,852,416.72	$62,383.28	.21			.0000	.00
			KOREA DEVELOPMENT BK CPDN DTD 11/22/16 05/05/2017							
5006E0T71	10,000,000.0000	06/07/2017	$9,958,700.00	$9,937,311.11	$21,388.89	.22			.0000	.00
			KOREA DEVELOPMENT BK CPDN DTD 12/07/16 06/07/2017							
5006E0TC0	20,000,000.0000	06/12/2017	$19,914,200.00	$19,876,066.70	$38,133.30	.19			.0000	.00
			KOREA DEVELOPMENT BK CPDN DTD 12/05/16 06/12/2017							
5006E0TD8	25,000,000.0000	06/13/2017	$24,891,750.00	$24,841,383.33	$50,366.67	.20			.0000	.00
			KOREA DEVELOPMENT BK CPDN DTD 12/09/16 06/13/2017							
5006E0U53	15,000,000.0000	07/05/2017	$14,920,500.00	$14,897,625.00	$22,875.00	.15			.0000	.00
			KOREA DEVELOPMENT BK CPDN DTD 12/28/16 07/05/2017							
5006E0UA2	20,000,000.0000	07/10/2017	$19,890,400.00	$19,854,400.00	$36,000.00	.18			.0000	.00
			KOREA DEVELOPMENT BK CPDN DTD 12/14/16 07/10/2017							

WELLS FARGO
Market/Cost Value Comparison Report
By Account By Industry Class
COUNTY OF VENTURA

General Reporting
From Month End 01/31/2017
02/03/2017 06:55:08 PM EST

ACCOUNT: All Accounts Selected
* = Trade or Other Activity Pending

Asset ID	Units	Maturity Date	Market Value	Fed Tax Cost	Gain/Loss Amount	%	S & P Rating	Moody`s Rating	Units in Transition	Encumbrd Units
89233GP75	10,000,000.0000	02/07/2017	$9,998,900.00	$9,976,444.44	$22,455.56	.23			.0000	.00
	TOYOTA MOTOR CREDIT CO CPDN DTD 05/13/16 02/07/2017									
89233GPF7	10,000,000.0000	02/15/2017	$9,997,200.00	$9,918,722.22	$78,477.78	.79			.0000	.00
	TOYOTA MOTOR CREDIT CO CPDN DTD 05/25/16 02/15/2017									
89233GQ17	25,000,000.0000	03/01/2017	$24,985,250.00	$24,927,500.00	$57,750.00	.23			.0000	.00
	TOYOTA MOTOR CREDIT CO CPDN DTD 07/21/16 03/01/2017									
89233GQ90	10,000,000.0000	03/09/2017	$9,991,800.00	$9,972,233.33	$19,566.67	.20			.0000	.00
	TOYOTA MOTOR CREDIT CO CPDN DTD 06/14/16 03/09/2017									
89233GQG4	10,000,000.0000	03/16/2017	$9,990,200.00	$9,971,902.78	$18,297.22	.18			.0000	.00
	TOYOTA MOTOR CREDIT CPDN DTD 06/23/16 03/16/2017									
89233GS49	10,000,000.0000	05/04/2017	$9,971,900.00	$9,960,255.56	$11,644.44	.12			.0000	.00
	TOYOTA MOTOR CREDIT CO CPDN DTD 08/22/16 05/04/2017									
89233GT14	30,000,000.0000	06/01/2017	$29,889,900.00	$29,834,083.33	$55,816.67	.19			.0000	.00
	TOYOTA MOTOR CREDIT CO CPDN DTD 09/07/16 06/01/2017									
89233GT55	10,000,000.0000	06/05/2017	$9,959,400.00	$9,944,388.89	$15,011.11	.15			.0000	.00
	TOYOTA MOTOR CREDIT CO CPDN DTD 09/08/16 06/05/2017									
89233GU38	10,000,000.0000	07/03/2017	$9,947,600.00	$9,937,155.56	$10,444.44	.11			.0000	.00
	TOYOTA MOTOR CREDIT CO CPDN DTD 10/06/16 07/03/2017									
89233GU53	10,000,000.0000	07/05/2017	$9,947,000.00	$9,924,400.00	$22,600.00	.23			.0000	.00
	TOYOTA MOTOR CREDIT CPDN DTD 11/04/16 07/05/2017									
89233GUA2	10,000,000.0000	07/10/2017	$9,945,200.00	$9,922,733.33	$22,466.67	.23			.0000	.00
	TOYOTA MOTOR CREDIT CPDN DTD 10/13/16 07/10/2017									
89233GUD6	10,000,000.0000	07/13/2017	$9,944,200.00	$9,932,477.78	$11,722.22	.12			.0000	.00
	TOYOTA MOTOR CREDIT CO CPDN DTD 11/02/16 07/13/2017									
89233GV37	10,000,000.0000	08/03/2017	$9,934,400.00	$9,937,722.22	($3,322.22)	(.03)			.0000	.00
	TOYOTA MOTOR CREDIT CPDN DTD 11/08/16 08/03/2017									
89233GV94	10,000,000.0000	08/09/2017	$9,932,300.00	$9,928,591.67	$3,708.33	.04			.0000	.00
	TOYOTA MOTOR CREDIT CO CPDN DTD 12/12/16 08/09/2017									
8923A0P64	10,000,000.0000	02/06/2017	$9,999,100.00	$9,976,022.22	$23,077.78	.23			.0000	.00
	TOYOTA CDT DE PR CORP CPDN DTD 09/22/16 02/06/2017									
8923A0Q22	10,000,000.0000	03/02/2017	$9,993,900.00	$9,971,888.89	$22,011.11	.22			.0000	.00

WELLS FARGO
Market/Cost Value Comparison Report
By Account By Industry Class
COUNTY OF VENTURA

General Reporting
From Month End 01/31/2017
02/03/2017 06:55:08 PM EST

ACCOUNT: All Accounts Selected
* = Trade or Other Activity Pending

Asset ID	Units	Maturity Date	Market Value	Fed Tax Cost	Gain/Loss Amount	%	S & P Rating	Moody`s Rating	Units in Transition	Encumbrd Units
			TOYOTA CDT DE PR CORP CPDN DTD 11/07/16 03/02/2017							
8923A0QL0	5,000,000.0000	03/20/2017	$4,994,250.00	$4,984,625.00	$9,625.00	.19			.0000	.00
			TOYOTA CDT DE PR CORP CPDN DTD 11/17/16 03/20/2017							
8923A0S12	10,000,000.0000	05/01/2017	$9,975,300.00	$9,953,488.89	$21,811.11	.22			.0000	.00
			TOYOTA CDT DE PR CORP CPDN DTD 11/21/16 05/01/2017							
8923A0TN3	5,000,000.0000	06/22/2017	$4,976,900.00	$4,967,200.00	$9,700.00	.20			.0000	.00
			TOYOTA CDT DE PR CORP CPDN DTD 09/28/16 06/22/2017							
8923A0U68	10,000,000.0000	07/06/2017	$9,946,600.00	$9,922,000.00	$24,600.00	.25			.0000	.00
			TOYOTA CDT DE PR CORP CPDN DTD 11/08/16 07/06/2017							
8923A0UH4	10,000,000.0000	07/17/2017	$9,942,800.00	$9,933,375.00	$9,425.00	.09			.0000	.00
			TOYOTA CDT DE PR CORP CPDN DTD 01/03/17 07/17/2017							
SUBTOTAL	**495,975,000.0000**		**$494,312,780.00**	**$493,080,869.20**	**$1,231,910.80**	**.25**			**.0000**	**.00**
CORPORATE BONDS										
CORPORATE BONDS										
084664CE9	2,000,000.0000	03/07/2018	$2,002,400.00	$1,999,220.00	$3,180.00	.16	AA	AA2	.0000	.00
			BERKSHIRE HATHAWAY FIN DTD 03/15/16 1.450 03/07/2018							
459058EJ8	32,000,000.0000	06/15/2018	$31,904,640.00	$31,965,360.00	($60,720.00)	(.19)	AAA	AAA	.0000	.00
			INTL BK RECON & DEVELOP DTD 04/30/15 1.000 06/15/2018							
459058EM1	10,000,000.0000	11/15/2017	$9,983,900.00	$9,992,000.00	($8,100.00)	(.08)	AAA	AAA	.0000	.00
			INTL BK RECON & DEVELOP DTD 06/23/15 1.000 11/15/2017							
459058ER0	55,000,000.0000	10/05/2018	$54,800,350.00	$54,867,250.00	($66,900.00)	(.12)	AAA	AAA	.0000	.00
			INTL BK RECON & DEVELOP DTD 10/07/15 1.000 10/05/2018							
459058FB4	5,000,000.0000	04/26/2019	$4,997,900.00	$5,000,000.00	($2,100.00)	(.04)	N/A	N/A	.0000	.00
			INTL BK RECON & DEVELOP DTD 04/26/16 1.300 04/26/2019							
459058FC2	15,000,000.0000	04/26/2019	$14,880,150.00	$14,995,000.00	($114,850.00)	(.77)	AAA	AAA	.0000	.00
			INTL BK RECON & DEVELOP DTD 04/26/16 1.250 04/26/2019							
45905URW6	40,000,000.0000	04/10/2017	$40,000,400.00	$40,019,500.00	($19,100.00)	(.05)	AAA	N/R	.0000	.00
			INTL BK RECON & DEVELOP DTD 04/10/15 0.670 04/10/2017							
45905URX4	15,000,000.0000	05/15/2017	$15,008,775.00	$14,995,350.00	$13,425.00	.09			.0000	.00
			INTL BK RECON & DEVELOP DTD 04/17/15 0.650 05/15/2017							
45905URY2	35,000,000.0000	04/21/2018	$34,841,590.00	$35,000,000.00	($158,410.00)	(.45)	AAA	AAA	.0000	.00

WELLS FARGO
Market/Cost Value Comparison Report
By Account By Industry Class
COUNTY OF VENTURA

General Reporting
From Month End 01/31/2017
02/03/2017 06:55:08 PM EST

ACCOUNT: All Accounts Selected
* = Trade or Other Activity Pending

Asset ID	Units	Maturity Date	Market Value	Fed Tax Cost	Gain/Loss Amount	%	S & P Rating	Moody`s Rating	Units in Transition	Encumbrd Units
		INTL BK RECON & DEVELOP DTD 04/21/15 0.960 04/21/2018								
45905USB1	75,000,000.0000	05/02/2017	$74,934,000.00	$74,852,910.00	$81,090.00	.11	AAA	AAA	.0000	.00
		INTL BK RECON & DEVELOP DTD 04/27/15 0.625 05/02/2017								
45905USH8	20,000,000.0000	06/12/2017	$20,002,800.00	$19,983,400.00	$19,400.00	.10	N/A	N/R	.0000	.00
		INTL BK RECON & DEVELOP DTD 05/12/15 0.700 06/12/2017								
45905USJ4	20,000,000.0000	09/12/2017	$20,023,200.00	$19,983,800.00	$39,400.00	.20	N/A	N/R	.0000	.00
		INTL BK RECON & DEVELOP DTD 05/12/15 0.800 09/12/2017								
45905UTH7	10,000,000.0000	09/25/2018	$9,939,700.00	$10,000,000.00	($60,300.00)	(.60)			.0000	.00
		INTL BK RECON & DEVELOP DTD 09/25/15 1.100 09/25/2018								
45905UTM6	15,000,000.0000	10/16/2017	$14,963,250.00	$15,000,000.00	($36,750.00)	(.24)			.0000	.00
		INTL BK RECON & DEVELOP DTD 10/14/15 0.720 10/16/2017								
45905UTQ7	10,000,000.0000	01/26/2018	$9,981,600.00	$10,000,000.00	($18,400.00)	(.18)			.0000	.00
		INTL BK RECON & DEVELOP DTD 10/26/15 0.750 01/26/2018								
45905UTS3	10,000,000.0000	01/30/2018	$9,939,270.00	$10,000,000.00	($60,730.00)	(.61)			.0000	.00
		INTL BK RECON & DEVELOP DTD 10/30/15 0.760 01/30/2018								
45905UTW4	5,000,000.0000	11/10/2018	$4,973,425.00	$5,000,000.00	($26,575.00)	(.53)			.0000	.00
		INTL BK RECON & DEVELOP DTD 11/10/15 1.190 11/10/2018								
45905UUB8	10,000,000.0000	02/02/2018	$9,996,400.00	$10,000,000.00	($3,600.00)	(.04)	AAA	AAA	.0000	.00
		INTL BK RECON & DEVELOP DTD 11/23/15 1.000 02/02/2018								
45905UVC5	15,000,000.0000	02/26/2019	$14,943,900.00	$14,990,000.00	($46,100.00)	(.31)	N/A	AAA	.0000	.00
		INTL BK RECON & DEVELOP DTD 02/26/16 1.350 02/26/2019								
45905UVZ4	10,000,000.0000	01/18/2019	$9,949,900.00	$9,997,300.00	($47,400.00)	(.47)	N/A	N/R	.0000	.00
		INTL BK RECON & DEVELOP DTD 04/18/16 1.000 01/18/2019								
45950KBV1	10,000,000.0000	12/21/2017	$9,952,100.00	$9,958,700.00	($6,600.00)	(.07)	AAA	AAA	.0000	.00
		INTL FINANCE CORP DTD 11/21/12 0.625 12/21/2017								
45950KBX7	59,209,000.0000	06/15/2018	$58,880,390.05	$58,975,880.00	($95,489.95)	(.16)	AAA	AAA	.0000	.00
		INTL FINANCE CORP DTD 04/10/13 0.875 06/15/2018								
45950VFY7	20,000,000.0000	04/28/2017	$20,003,200.00	$20,000,000.00	$3,200.00	.02	N/A	N/R	.0000	.00
		INTL FINANCE CORP MED TERM NOTE								
45950VGB6	20,000,000.0000	04/28/2017	$20,001,400.00	$20,000,000.00	$1,400.00	.01	N/A	N/R	.0000	.00
		INTL FINANCE CORP MED TERM NOTE								

WELLS FARGO
Market/Cost Value Comparison Report
By Account By Industry Class
COUNTY OF VENTURA

General Reporting
From Month End 01/31/2017
02/03/2017 06:55:08 PM EST

ACCOUNT: All Accounts Selected
* = Trade or Other Activity Pending

Asset ID	Units	Maturity Date	Market Value	Fed Tax Cost	Gain/Loss Amount	%	S & P Rating	Moody`s Rating	Units in Transition	Encumbrd Units
594918AP9	4,000,000.0000	11/15/2017	$3,996,440.00	$3,998,800.00	($2,360.00)	(.06)	AAA	AAA	.0000	.00
MICROSOFT CORP DTD 11/07/12 0.875 11/15/2017										
89236TCX1	15,000,000.0000	04/06/2018	$14,951,850.00	$14,996,400.00	($44,550.00)	(.30)	AA-	AA3	.0000	.00
TOYOTA MOTOR CREDIT CORP MED TERM NOTE										
89236TDC6	20,000,000.0000	04/25/2018	$19,836,800.00	$20,000,000.00	($163,200.00)	(.82)	AA-	AA3	.0000	.00
TOYOTA MOTOR CREDIT CORP MED TERM NOTE										
CORPORATE STRIPPED/ZERO COUPON										
459053JC9	10,000,000.0000	07/14/2017	$9,971,500.00	$9,968,656.00	$2,844.00	.03	N/A	N/A	.0000	.00
IBRD DISCOUNT NOTE ZERO CPN DTD 07/14/16 07/14/2017										
459515FK3	20,000,000.0000	05/10/2017	$20,000,000.00	$19,950,700.00	$49,300.00	.25			.0000	.00
IFC DISCOUNT NOTE ZERO CPN DTD 05/10/16 05/10/2017										
SUBTOTAL	**587,209,000.0000**		**$585,661,230.05**	**$586,490,226.00**	**($828,995.95)**	**(.14)**			**.0000**	**.00**
US GOVERNMENT										
US TREASURY NOTES AND BONDS										
912828B74	5,000,000.0000	02/15/2017	$5,000,400.00	$4,997,656.25	$2,743.75	.05	N/A	AAA	.0000	.00
US TREASURY NOTE DTD 02/18/14 0.625 02/15/2017										
912828TW0	5,000,000.0000	10/31/2017	$4,999,200.00	$4,991,406.25	$7,793.75	.16	N/A	AAA	.0000	.00
US TREASURY NOTE DTD 10/31/12 0.750 10/31/2017										
SUBTOTAL	**10,000,000.0000**		**$9,999,600.00**	**$9,989,062.50**	**$10,537.50**	**.11**			**.0000**	**.00**
FEDERAL AGENCY										
GOVERNMENT AGENCIES										
3130A3UC6	15,000,000.0000	05/15/2017	$15,014,100.00	$14,975,400.00	$38,700.00	.26	AA+	AAA	.0000	.00
FED HOME LN BK DTD 12/30/14 0.900 05/15/2017										
3130A4QQ8	10,000,000.0000	03/24/2017	$10,003,800.00	$10,011,700.00	($7,900.00)	(.08)	AA+	AAA	.0000	.00
FED HOME LN BK SER 0000										
3130A5EP0	5,000,000.0000	05/30/2017	$5,001,900.00	$4,995,150.00	$6,750.00	.14	AA+	AAA	.0000	.00
FED HOME LN BK DTD 05/15/15 0.625 05/30/2017										
3130A6RC3	5,000,000.0000	11/02/2018	$4,987,350.00	$5,000,000.00	($12,650.00)	(.25)	AA+	AAA	.0000	.00
FED HOME LN BK DTD 11/04/15 1.150 11/02/2018										
3130A6WT0	4,950,000.0000	06/29/2018	$4,949,950.50	$4,950,000.00	($49.50)	.00	AA+	AAA	.0000	.00
FED HOME LN BK SER 0001										
3130A7RT4	20,000,000.0000	04/18/2019	$19,902,400.00	$19,989,000.00	($86,600.00)	(.43)	AA+	AAA	.0000	.00

WELLS FARGO
Market/Cost Value Comparison Report
By Account By Industry Class
COUNTY OF VENTURA

General Reporting
From Month End 01/31/2017
02/03/2017 06:55:08 PM EST

ACCOUNT: All Accounts Selected
* = Trade or Other Activity Pending

Asset ID	Units	Maturity Date	Market Value	Fed Tax Cost	Gain/Loss Amount	%	S & P Rating	Moody`s Rating	Units in Transition	Encumbrd Units
		FED HOME LN BK DTD 04/18/16 1.200 04/18/2019								
3130A7S63	8,000,000.0000	05/09/2018	$7,974,640.00	$8,000,000.00	($25,360.00)	(.32)	AA+	AAA	.0000	.00
		FED HOME LN BK DTD 05/09/16 1.000 05/09/2018								
3130A84C4	10,000,000.0000	05/25/2018	$9,949,300.00	$10,000,000.00	($50,700.00)	(.51)	AA+	AAA	.0000	.00
		FED HOME LN BK SER 0003								
313380EC7	5,000,000.0000	09/08/2017	$5,001,900.00	$4,996,500.00	$5,400.00	.11	AA+	AAA	.0000	.00
		FED HOME LN BK DTD 08/06/12 0.750 09/08/2017								
3133EC7A6	3,000,000.0000	12/12/2017	$2,997,810.00	$3,000,000.00	($2,190.00)	(.07)	AA+	AAA	.0000	.00
		FED FARM CREDIT BK DTD 12/12/12 0.820 12/12/2017								
3133EE6K1	10,000,000.0000	11/13/2017	$10,000,200.00	$9,990,000.00	$10,200.00	.10	AA+	AAA	.0000	.00
		FED FARM CREDIT BK DTD 08/13/15 0.930 11/13/2017								
3133EEX62	20,000,000.0000	06/16/2017	$20,009,000.00	$20,000,000.00	$9,000.00	.05	AA+	AAA	.0000	.00
		FED FARM CREDIT BK DTD 06/16/15 0.800 06/16/2017								
3133EF3B1	10,000,000.0000	04/18/2018	$9,960,700.00	$9,999,000.00	($38,300.00)	(.38)	AA+	AAA	.0000	.00
		FED FARM CREDIT BK DTD 04/12/16 0.750 04/18/2018								
3133EF3N5	10,000,000.0000	07/18/2018	$9,951,400.00	$9,995,000.00	($43,600.00)	(.44)	AA+	AAA	.0000	.00
		FED FARM CREDIT BK DTD 04/18/16 1.000 07/18/2018								
3133EFF51	5,000,000.0000	02/26/2018	$4,983,050.00	$5,000,000.00	($16,950.00)	(.34)	AA+	AAA	.0000	.00
		FED FARM CREDIT BK DTD 02/26/16 0.850 02/26/2018								
3133EFJL2	5,000,000.0000	10/13/2017	$4,997,400.00	$4,998,000.00	($600.00)	(.01)	AA+	AAA	.0000	.00
		FED FARM CREDIT BK DTD 10/13/15 0.730 10/13/2017								
3133EFKM8	5,000,000.0000	10/20/2017	$4,996,150.00	$4,987,850.00	$8,300.00	.17	AA+	AAA	.0000	.00
		FED FARM CREDIT BK DTD 10/20/15 0.710 10/20/2017								
3133EFMU8	5,000,000.0000	05/02/2018	$4,988,700.00	$4,987,800.00	$900.00	.02	AA+	AAA	.0000	.00
		FED FARM CREDIT BK DTD 11/02/15 0.950 05/02/2018								
3133EFMV6	23,505,000.0000	08/02/2018	$23,412,860.40	$23,390,676.00	$22,184.40	.09	AA+	AAA	.0000	.00
		FED FARM CREDIT BK DTD 11/02/15 1.020 08/02/2018								
3133EFPH4	5,000,000.0000	11/17/2017	$5,004,700.00	$5,000,000.00	$4,700.00	.09	AA+	AAA	.0000	.00
		FED FARM CREDIT BK DTD 11/17/15 0.930 11/17/2017								
3133EFSG3	15,000,000.0000	03/14/2018	$15,012,600.00	$15,000,000.00	$12,600.00	.08	AA+	AAA	.0000	.00
		FED FARM CREDIT BK DTD 12/14/15 1.100 03/14/2018								

WELLS FARGO
Market/Cost Value Comparison Report
By Account By Industry Class
COUNTY OF VENTURA

General Reporting
From Month End 01/31/2017
02/03/2017 06:55:08 PM EST

ACCOUNT: All Accounts Selected
* = Trade or Other Activity Pending

Asset ID	Units	Maturity Date	Market Value	Fed Tax Cost	Gain/Loss Amount	%	S & P Rating	Moody`s Rating	Units in Transition	Encumbrd Units
3133EFV87	15,000,000.0000	03/29/2018	$14,961,150.00	$14,998,000.00	($36,850.00)	(.25)	AA+	AAA	.0000	.00
	FED FARM CREDIT BK DTD 03/29/16 0.875 03/29/2018									
3133EGBB0	15,000,000.0000	05/18/2018	$14,931,300.00	$14,994,000.00	($62,700.00)	(.42)	AA+	AAA	.0000	.00
	FED FARM CREDIT BK DTD 05/18/16 0.930 05/18/2018									
3133EGBE4	10,830,000.0000	11/19/2018	$10,787,546.40	$10,819,170.00	($31,623.60)	(.29)	AA+	AAA	.0000	.00
	FED FARM CREDIT BK DTD 05/19/16 1.060 11/19/2018									
3134G5PF6	15,000,000.0000	02/15/2017	$15,001,500.00	$14,983,350.00	$18,150.00	.12	AA+	AAA	.0000	.00
	FED HOME LN MTG CORP DTD 11/14/14 0.650 02/15/2017									
3134G5RH0	10,000,000.0000	02/15/2017	$10,001,100.00	$9,997,900.00	$3,200.00	.03	AA+	N/A	.0000	.00
	FED HOME LN MTG CORP DTD 12/17/14 0.690 02/15/2017									
3134G76U0	5,000,000.0000	10/27/2017	$4,999,000.00	$5,000,000.00	($1,000.00)	(.02)	AA+	AAA	.0000	.00
	FED HOME LN MTG CORP MED TERM NOTE SER 0003									
3134G8TV1	5,350,000.0000	03/29/2019	$5,316,723.00	$5,347,271.50	($30,548.50)	(.57)	AA+	AAA	.0000	.00
	FED HOME LN MTG CORP MED TERM NOTE SER 0000									
3134G8ZZ5	10,000,000.0000	04/26/2019	$9,928,100.00	$10,000,000.00	($71,900.00)	(.72)	AA+	AAA	.0000	.00
	FED HOME LN MTG CORP MED TERM NOTE									
3134G9AQ0	10,000,000.0000	10/26/2018	$9,933,000.00	$9,995,000.00	($62,000.00)	(.62)	AA+	N/A	.0000	.00
	FED HOME LN MTG CORP MED TERM NOTE SER 0000									
3134G9HJ9	5,000,000.0000	08/10/2018	$4,975,250.00	$5,000,000.00	($24,750.00)	(.50)	AA+	AAA	.0000	.00
	FED HOME LN MTG CORP SER 0000									
3135G0J61	5,000,000.0000	03/28/2018	$4,994,600.00	$4,990,000.00	$4,600.00	.09	AA+	AAA	.0000	.00
	FED NATL MTG ASSN SER 2YR									
3135G0PQ0	10,000,000.0000	10/26/2017	$10,006,700.00	$9,966,000.00	$40,700.00	.41	AA+	AAA	.0000	.00
	FED NATL MTG ASSN DTD 09/24/12 0.875 10/26/2017									
3135G0WM1	4,000,000.0000	04/30/2018	$3,997,120.00	$3,984,000.00	$13,120.00	.33	AA+	AAA	.0000	.00
	FED NATL MTG ASSN SER 0002									
3135G0ZB2	5,000,000.0000	04/20/2017	$5,002,250.00	$4,973,450.00	$28,800.00	.58	AA+	AAA	.0000	.00
	FED NATL MTG ASSN DTD 03/10/14 0.750 04/20/2017									
3136G3AG0	4,290,000.0000	02/26/2019	$4,276,529.40	$4,284,637.50	($8,108.10)	(.19)	AA+	AAA	.0000	.00
	FED NATL MTG ASSN SER 0001									
SUBTOTAL	**328,925,000.0000**		**$328,211,779.70**	**$328,598,855.00**	**($387,075.30)**	**(.12)**			**.0000**	**.00**

WELLS FARGO
Market/Cost Value Comparison Report
By Account By Industry Class
COUNTY OF VENTURA

General Reporting
From Month End 01/31/2017
02/03/2017 06:55:08 PM EST

ACCOUNT: All Accounts Selected
* = Trade or Other Activity Pending

Asset ID	Units	Maturity Date	Market Value	Fed Tax Cost	Gain/Loss Amount	%	S & P Rating	Moody`s Rating	Units in Transition	Encumbrd Units
MUNICIPAL BONDS										
MUNICIPAL TAXABLE										
13063C4V9	10,000,000.0000	11/01/2018	$9,970,000.00	$10,000,000.00	($30,000.00)	(.30)	AA-	AA3	.0000	.00
	CALIFORNIA ST TXBL-BID GROUP A									
13063CP79	5,000,000.0000	04/01/2018	$4,971,750.00	$4,999,950.00	($28,200.00)	(.56)	AA-	AA3	.0000	.00
	CALIFORNIA ST TXBL									
13063CPN4	5,000,000.0000	11/01/2017	$5,008,300.00	$5,002,500.00	$5,800.00	.12	AA-	AA3	.0000	.00
	CALIFORNIA ST TXBL									
13063CXU9	15,000,000.0000	11/01/2017	$14,956,350.00	$15,004,550.00	($48,200.00)	(.32)	AA-	AA3	.0000	.00
	CALIFORNIA ST TXBL-SER A									
432272EW8	160,000.0000	09/01/2017	$159,657.60	$160,000.00	($342.40)	(.21)	AAA	N/R	.0000	.00
	HILLSBOROUGH CA SCH DIST TXBL-REF-SER B									
432272EX6	395,000.0000	09/01/2018	$392,922.30	$395,000.00	($2,077.70)	(.53)	AAA	N/R	.0000	.00
	HILLSBOROUGH CA SCH DIST TXBL-REF-SER B									
54473ERP1	1,330,000.0000	12/01/2017	$1,329,295.10	$1,330,000.00	($704.90)	(.05)	AA	AA3	.0000	.00
	LOS ANGELES CNTY CA PUBLIC WKS TXBL-REF-SER C									
68609BUP0	100,000.0000	05/01/2017	$99,896.00	$100,000.00	($104.00)	(.10)	AA+	AA1	.0000	.00
	OREGON ST TXBL-ARTICLE XI-Q-SER E									
68609BUQ8	100,000.0000	05/01/2018	$99,407.00	$100,000.00	($593.00)	(.59)	AA+	AA1	.0000	.00
	OREGON ST TXBL-ARTICLE XI-Q-SER E									
68609BUR6	100,000.0000	05/01/2019	$99,039.00	$100,000.00	($961.00)	(.96)	AA+	AA1	.0000	.00
	OREGON ST TXBL-ARTICLE XI-Q-SER E									
79730WAT7	2,660,000.0000	09/01/2017	$2,657,526.20	$2,657,632.60	($106.40)	.00	AA	N/R	.0000	.00
	SAN DIEGO CA REDEV AGY SUCCESS TXBL-REF-SER B									
79765RM89	3,415,000.0000	11/01/2017	$3,406,667.40	$3,413,190.05	($6,522.65)	(.19)	AA-	AA3	.0000	.00
	SAN FRANCISCO CITY & CNTY CA P TXBL-REF-GREEN BOND-SER C									
799014AN5	1,040,000.0000	08/01/2017	$1,041,019.20	$1,040,000.00	$1,019.20	.10	A	N/R	.0000	.00
	SAN MATEO CA REDEV AGY SUCCESS TXBL-REF-SER B									
799014AP0	800,000.0000	08/01/2018	$802,840.00	$800,000.00	$2,840.00	.35	A	N/R	.0000	.00
	SAN MATEO CA REDEV AGY SUCCESS TXBL-REF-SER B									
80168NGX1	3,340,000.0000	04/01/2018	$3,341,336.00	$3,350,120.20	($8,784.20)	(.26)	AA+	AA2	.0000	.00

WELLS FARGO
Market/Cost Value Comparison Report
By Account By Industry Class
COUNTY OF VENTURA

General Reporting
From Month End 01/31/2017
02/03/2017 06:55:08 PM EST

ACCOUNT: All Accounts Selected
* = Trade or Other Activity Pending

Asset ID	Units	Maturity Date	Market Value	Fed Tax Cost	Gain/Loss Amount	%	S & P Rating	Moody`s Rating	Units in Transition	Encumbrd Units
			SANTA CLARA VLY CA TRANSPRTN A REF-TXBL-MEASURE A-SER B							
80263KAK5	600,000.0000	08/01/2017	$599,970.00	$600,000.00	($30.00)	.00	AA	N/R	.0000	.00
			SANTA ROSA CA REDEV AGY SUCCES TXBL-REF-SER B							
80263KAL3	650,000.0000	08/01/2018	$651,631.50	$650,000.00	$1,631.50	.25	AA	N/R	.0000	.00
			SANTA ROSA CA REDEV AGY SUCCES TXBL-REF-SER B							
91412GD28	4,000,000.0000	05/15/2018	$3,968,760.00	$4,000,000.00	($31,240.00)	(.78)	AA	AA2	.0000	.00
			UNIV OF CALIFORNIA CA REVENUES TXBL-REF-GEN-SER AS							
91412GD36	3,000,000.0000	05/15/2019	$2,969,100.00	$3,000,000.00	($30,900.00)	(1.03)	AA	AA2	.0000	.00
			UNIV OF CALIFORNIA CA REVENUES TXBL-REF-GEN-SER AS							
988176HV8	1,000,000.0000	08/01/2018	$991,940.00	$1,000,000.00	($8,060.00)	(.81)	N/R	AA2	.0000	.00
			YUBA CA CMNTY CLG DIST TXBL-REF-SER B							
988211BJ6	155,000.0000	09/01/2017	$155,006.20	$155,000.00	$6.20	.00	AA	N/R	.0000	.00
			YUBA CA LEVEE FING AUTH REVENU TXBL-REF-YUBA CNTY LEVEE REFIN							
SUBTOTAL	**57,845,000.0000**		**$57,672,413.50**	**$57,857,942.85**	**($185,529.35)**	**(.32)**			**.0000**	**.00**
OTHER ASSETS										
OTHER ASSETS										
MS6232818	65,000,000.0000		$65,000,000.00	$65,000,000.00	$.00	.00			.0000	.00
			CA LAIF STATE OF CALIFORNIA INVESTMENT FD							
MS6615459	25,000,000.0000		$24,990,025.00	$25,000,000.00	($9,975.00)	(.04)			.0000	.00
			CALTRUST SHORT TERM ACCT							
SUBTOTAL	**90,000,000.0000**		**$89,990,025.00**	**$90,000,000.00**	**($9,975.00)**	**(.01)**			**.0000**	**.00**
ACCOUNT 11435100 TOTAL	**2,154,954,000.0000**		**$2,150,795,728.25**	**$2,150,880,017.28**	**($84,289.03)**	**.00**			**.0000**	**.00**
GRAND TOTAL	**2,154,954,000.0000**		**$2,150,795,728.25**	**$2,150,880,017.28**	**($84,289.03)**	**.00**			**.0000**	**.00**

END OF REPORT

DECEMBER 2016 TRANSACTIONS

Transaction Date	Purchase/ Sale	Par Amount	Security Type	Security Name	Maturity Date	Yield
12/01/16	Purchase	10.00	CP	TOYOTA MOTOR CREDIT CORP	06/01/17	1.10
12/01/16	Purchase	10.00	CP	TOYOTA MOTOR CREDIT CORP	06/01/17	1.11
12/01/16	Purchase	10.00	YCD	TORONTO DOMINION BANK NY	06/12/17	1.09
12/05/16	Purchase	10.00	CP	KOREA DEVELOPMENT BK NY	06/12/17	1.17
12/05/16	Purchase	10.00	YCD	TORONTO DOMINION BANK NY	06/05/17	1.13
12/05/16	Purchase	10.00	CP	TOYOTA MOTOR CREDIT CORP	06/05/17	1.11
12/06/16	Purchase	10.00	YCD	KOREA DEVELOPMENT BK NY	06/12/17	1.24
12/06/16	Purchase	10.00	YCD	BANCO ESTADO CHILE NY	06/02/17	1.20
12/06/16	Purchase	0.160	MUNI	HILLSBOROUGH CITY SCHOOL DISTRICT	09/01/17	0.87
12/06/16	Purchase	0.395	MUNI	HILLSBOROUGH CITY SCHOOL DISTRICT	09/01/18	1.11
12/07/16	Purchase	10.00	YCD	OVERSEA CHINESE BK CO NY	06/12/17	1.05
12/07/16	Purchase	10.00	CP	KOREA DEVELOPMENT BK NY	06/07/17	1.25
12/08/16	Purchase	20.00	GA	FHLB DISCOUNT NOTE	05/05/17	0.56
12/08/16	Purchase	20.00	SUPRANATIONAL	IFC DISCOUNT NOTE	05/10/17	0.59
12/08/16	Purchase	10.00	CP	KOREA DEVELOPMENT BK NY	06/12/17	1.23
12/08/16	Purchase	20.00	YCD	TORONTO DOMINION BANK NY	06/01/17	1.09
12/09/16	Purchase	10.00	CP	TOYOTA MOTOR CREDIT CORP	05/04/17	0.98
12/09/16	Purchase	10.00	GA	FHLB DISCOUNT NOTE	05/09/17	0.58
12/09/16	Purchase	20.00	CP	KOREA DEVELOPMENT BK NY	06/13/17	1.24
12/09/16	Purchase	10.00	YCD	OVERSEA CHINESE BK CO NY	06/13/17	1.05
12/09/16	Purchase	20.00	GA	FHLB DISCOUNT NOTE	05/01/17	0.53
12/12/16	Purchase	5.00	GA	FHLB DISCOUNT NOTE	06/16/17	0.63
12/12/16	Purchase	5.00	CP	KOREA DEVELOPMENT BK NY	06/13/17	1.25
12/12/16	Purchase	5.00	CP	TOYOTA CREDIT PUERTO RICO	06/22/17	1.24
12/13/16	Purchase	10.00	CP	TOYOTA MOTOR CREDIT CORP	07/03/17	1.13
12/13/16	Purchase	10.00	YCD	OVERSEA CHINESE BK CO NY	07/03/17	1.07
12/14/16	Purchase	3.415	MUNI	SAN FRANCISCO CITY	11/01/17	0.93
12/14/16	Purchase	20.00	CP	KOREA DEVELOPMENT BK NY	07/10/17	1.27
12/14/16	Purchase	10.00	YCD	OVERSEA CHINESE BK CO NY	07/03/17	1.07
12/14/16	Purchase	10.00	YCD	BANCO ESTADO CHILE NY	07/03/17	1.25
12/16/16	Purchase	10.00	YCD	TORONTO DOMINION BANK NY	07/03/17	1.17
12/19/16	Purchase	10.00	YCD	KOREA DEVELOPMENT BK NY	07/03/17	1.27
12/19/16	Purchase	10.00	CP	TOYOTA MOTOR CREDIT CORP	07/13/17	1.19
12/20/16	Purchase	10.00	YCD	TORONTO DOMINION BANK NY	07/10/17	1.14
12/28/16	Purchase	15.00	CP	KOREA DEVELOPMENT BK NY	07/05/17	1.31
12/29/16	Purchase	15.00	CP	CREDIT AGRICOLE CIB NY	07/10/17	1.25
12/29/16	Purchase	10.00	YCD	BANCO ESTADO CHILE NY	07/13/17	1.22

JANUARY 2017 TRANSACTIONS

Settlement Date	Purchase/ Sale	Par Amount	Security Type	Security Name	Maturity Date	Coupon/ Yield
01/03/17	PURCHASE	10.00	CP	TOYOTA CREDIT DE PUERTO RICO	07/17/17	1.230000
01/04/17	PURCHASE	10.00	CP	EXXON MOBIL CORP	06/29/17	0.640000
01/11/17	PURCHASE	0.155	MUNI	YUBA LEVEE FINANCING AUTH	09/01/17	1.624000
01/12/17	PURCHASE	10.00	CP	TOYOTA MOTOR CREDIT CORP	08/09/17	1.230000
01/12/17	PURCHASE	10.00	YCD	TORONTO DOMINION BANK NY	01/12/18	1.510000
01/13/17	PURCHASE	10.00	SUPRANATIONAL	IBRD DISCOUNT NOTE	07/14/17	0.630588
01/17/17	PURCHASE	10.00	YCD	TORONTO DOMINION BANK NY	07/17/17	1.200000
01/20/17	PURCHASE	10.00	CP	BANK OF TOKYO MIT UFJ NY	07/20/17	1.320000
01/20/17	PURCHASE	5.00	GA	FHLB DISCOUNT NOTE	07/19/17	0.620364
01/20/17	PURCHASE	10.00	YCD	BANCO ESTADO CHILE NY	07/17/17	1.210000
01/23/17	PURCHASE	10.00	YCD	BANCO ESTADO CHILE NY	08/01/17	1.210000
01/23/17	PURCHASE	5.00	GA	FHLB DISCOUNT NOTE	07/24/17	0.640790
01/25/17	PURCHASE	4.00	MTN	MICROSOFT CORP	11/15/17	0.912168
01/25/17	PURCHASE	10.00	CP	TOYOTA MOTOR CREDIT CORP	08/03/17	1.180000
01/25/17	PURCHASE	10.00	YCD	BANCO ESTADO CHILE NY	08/01/17	1.210000
01/26/17	PURCHASE	10.00	YCD	BANCO ESTADO CHILE NY	08/01/17	1.210000
01/27/17	PURCHASE	10.00	CP	CREDIT AGRICOLE CIB NY	08/02/17	1.250000
01/30/17	PURCHASE	10.00	CP	GE CAPITAL TREASURY SERVICES	08/02/17	1.020000

PORTFOLIO AVERAGE MONTHLY BALANCE

AVERAGE MATURITY

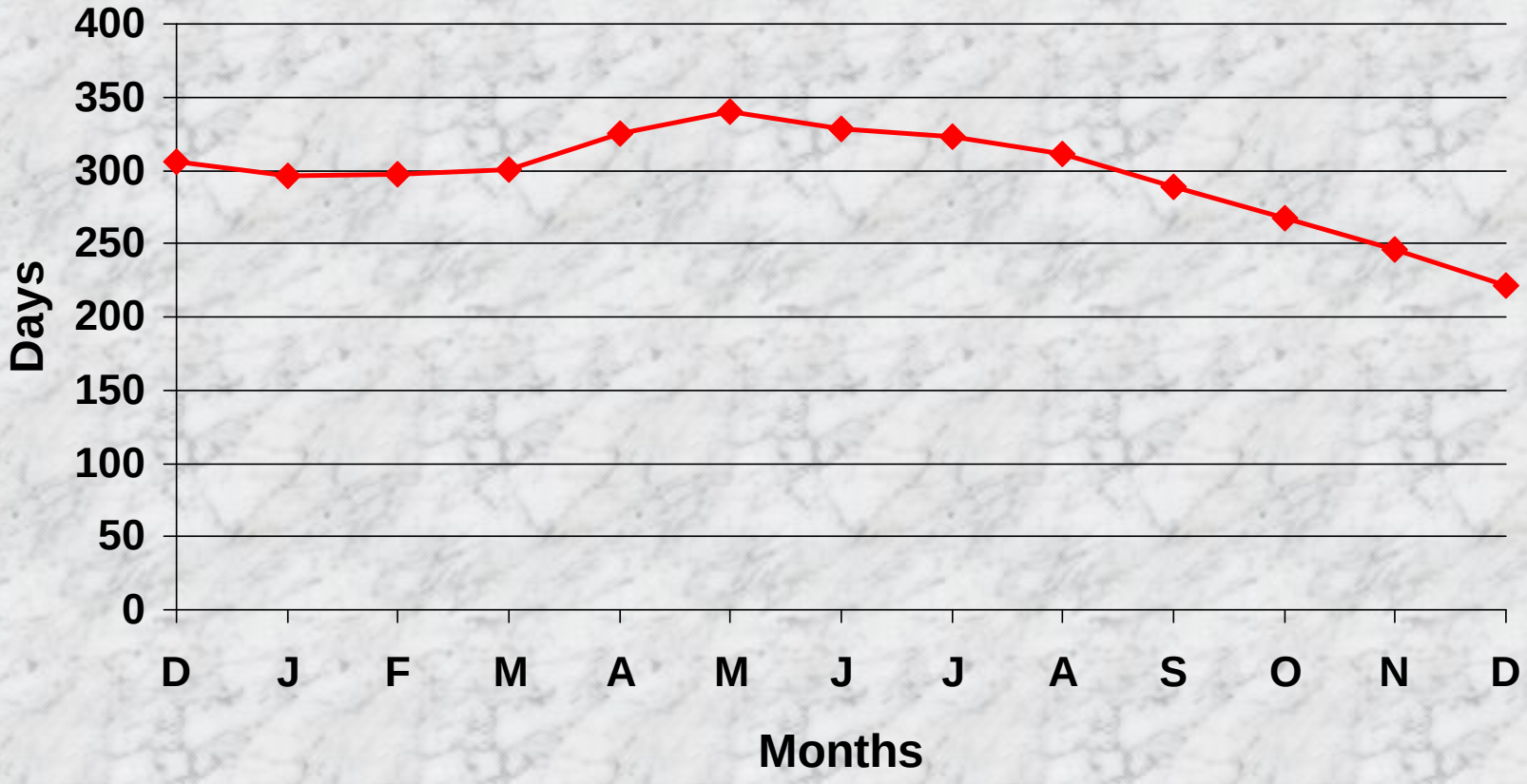

++++YIELD COMPARISON

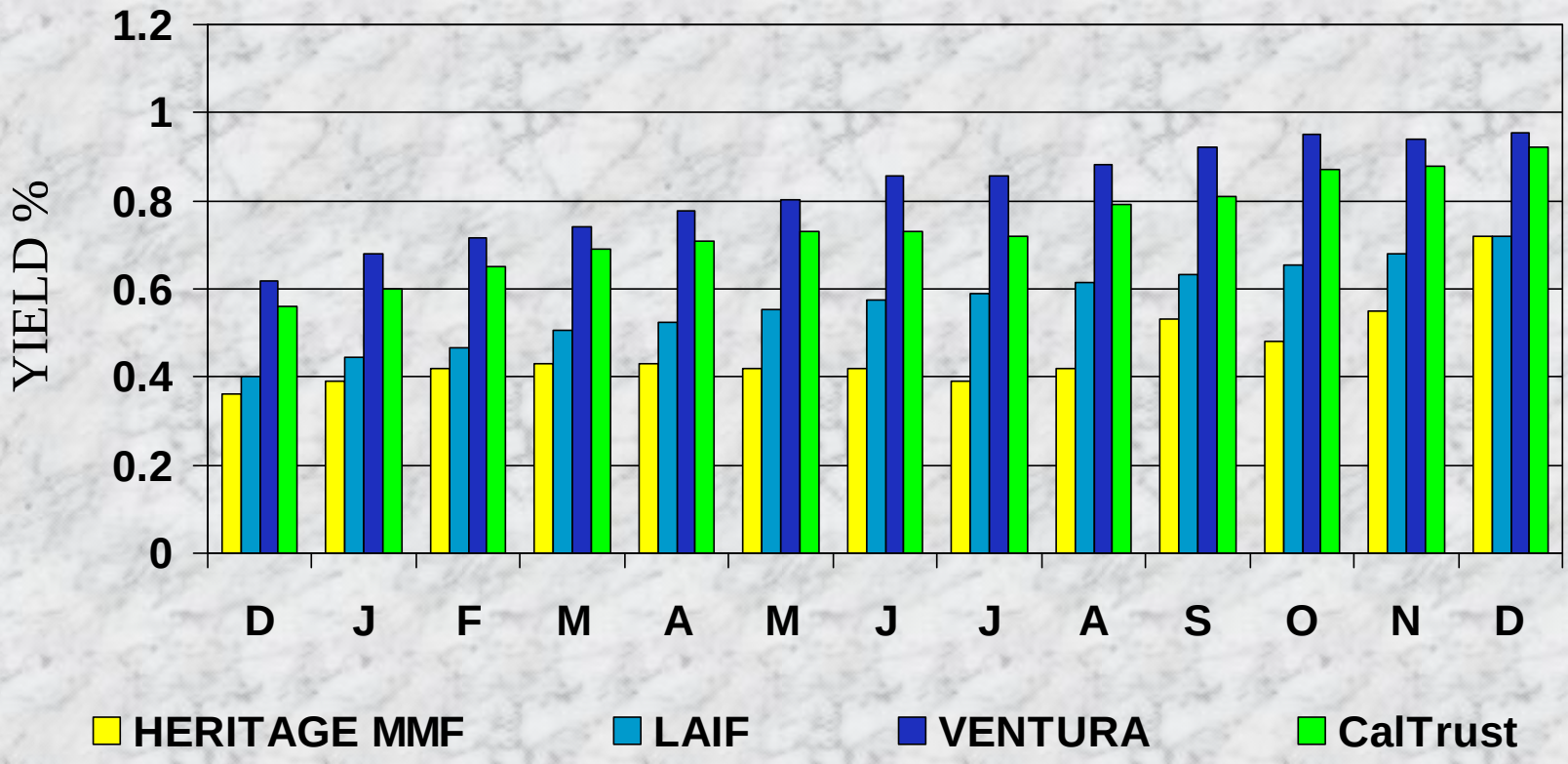

ROLLING 2-YEAR % YIELD

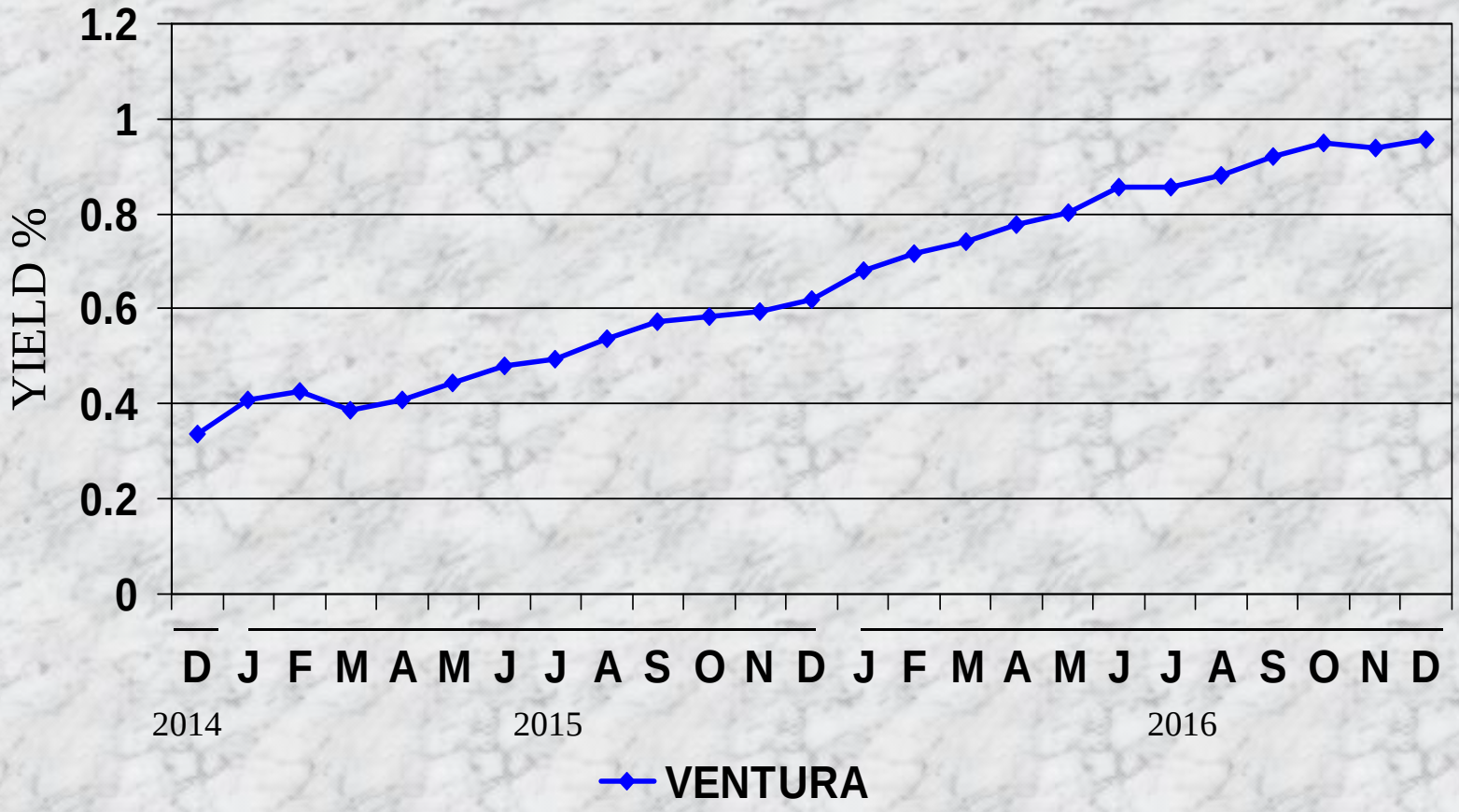

ROLLING 2-YEAR $ YIELD

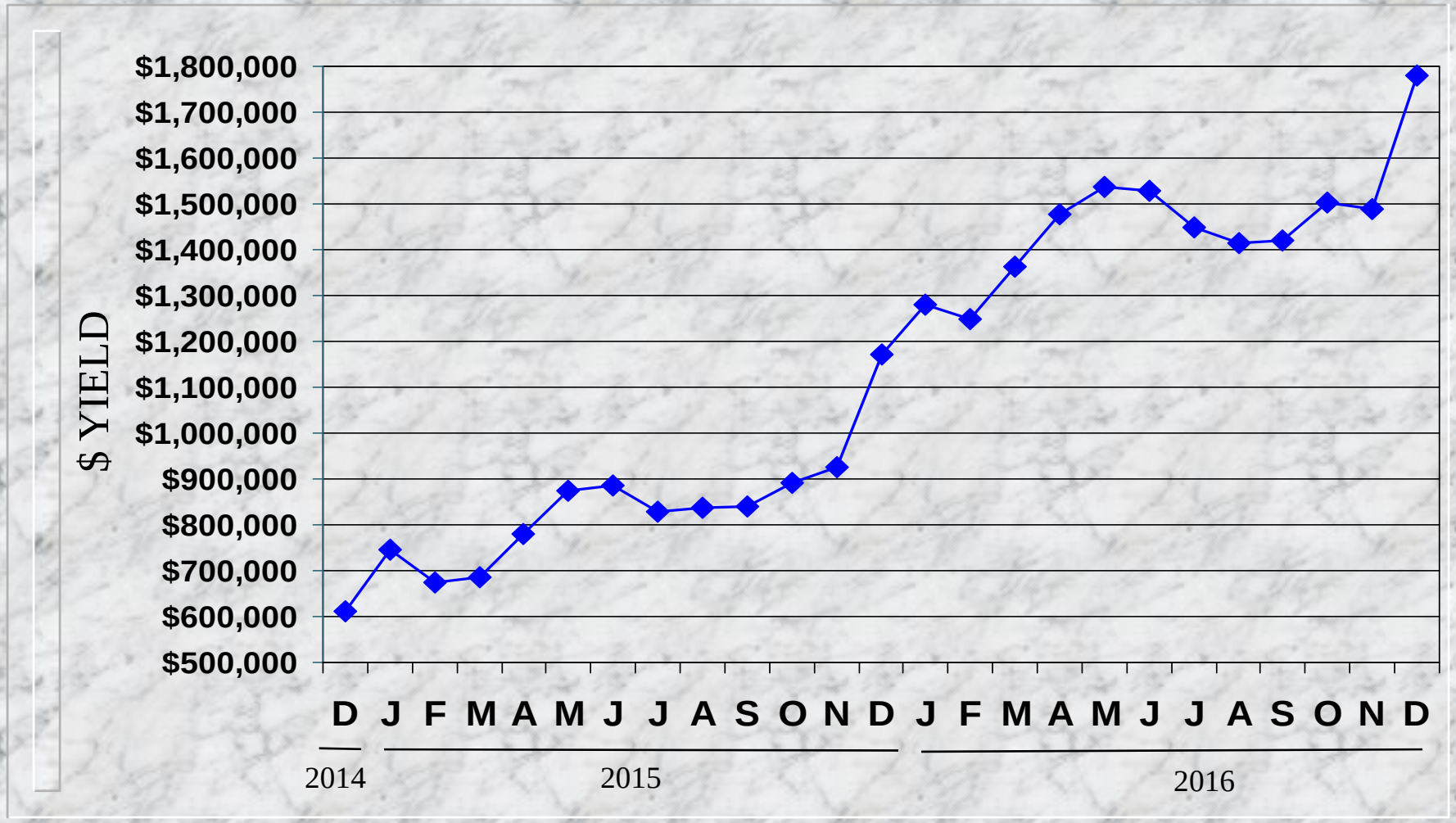

MATURITY DISTRIBUTION

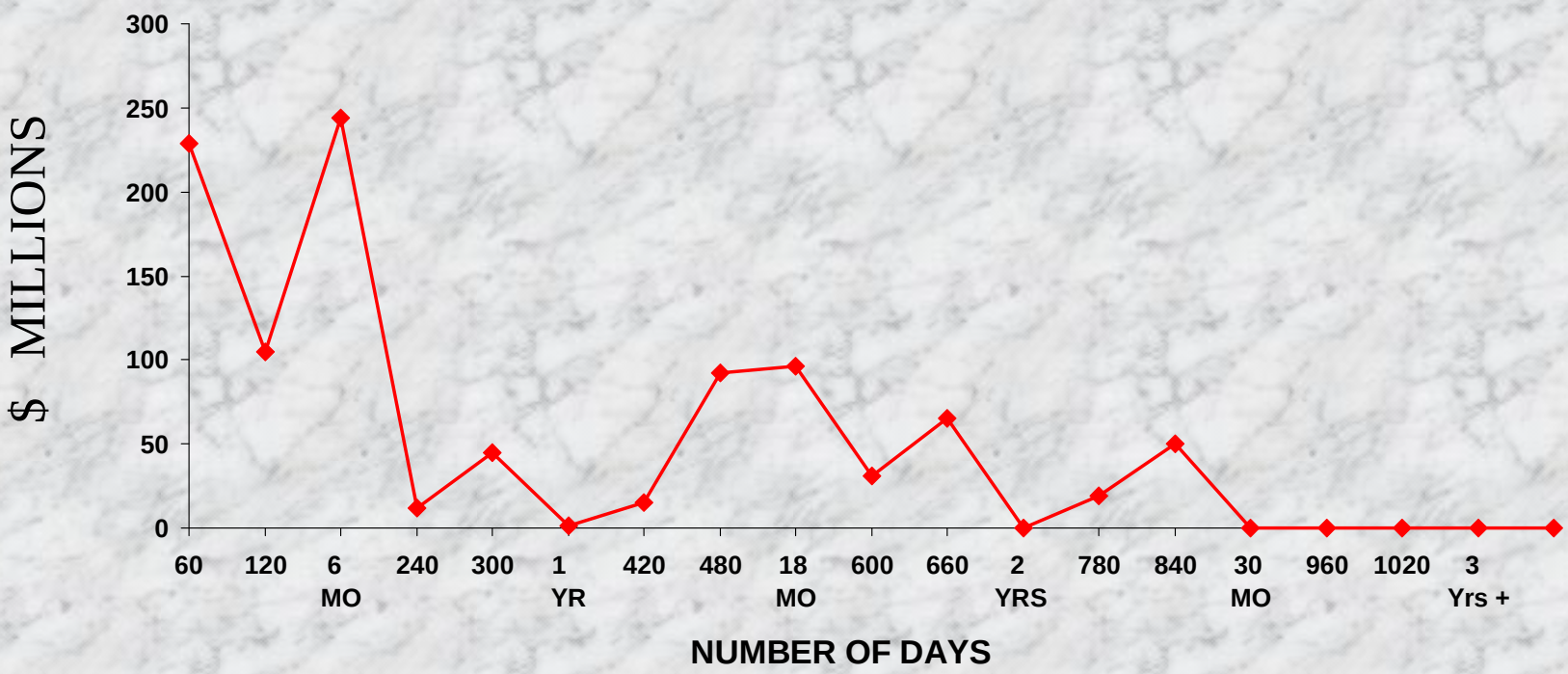

PORTFOLIO HOLDINGS BY CLASS

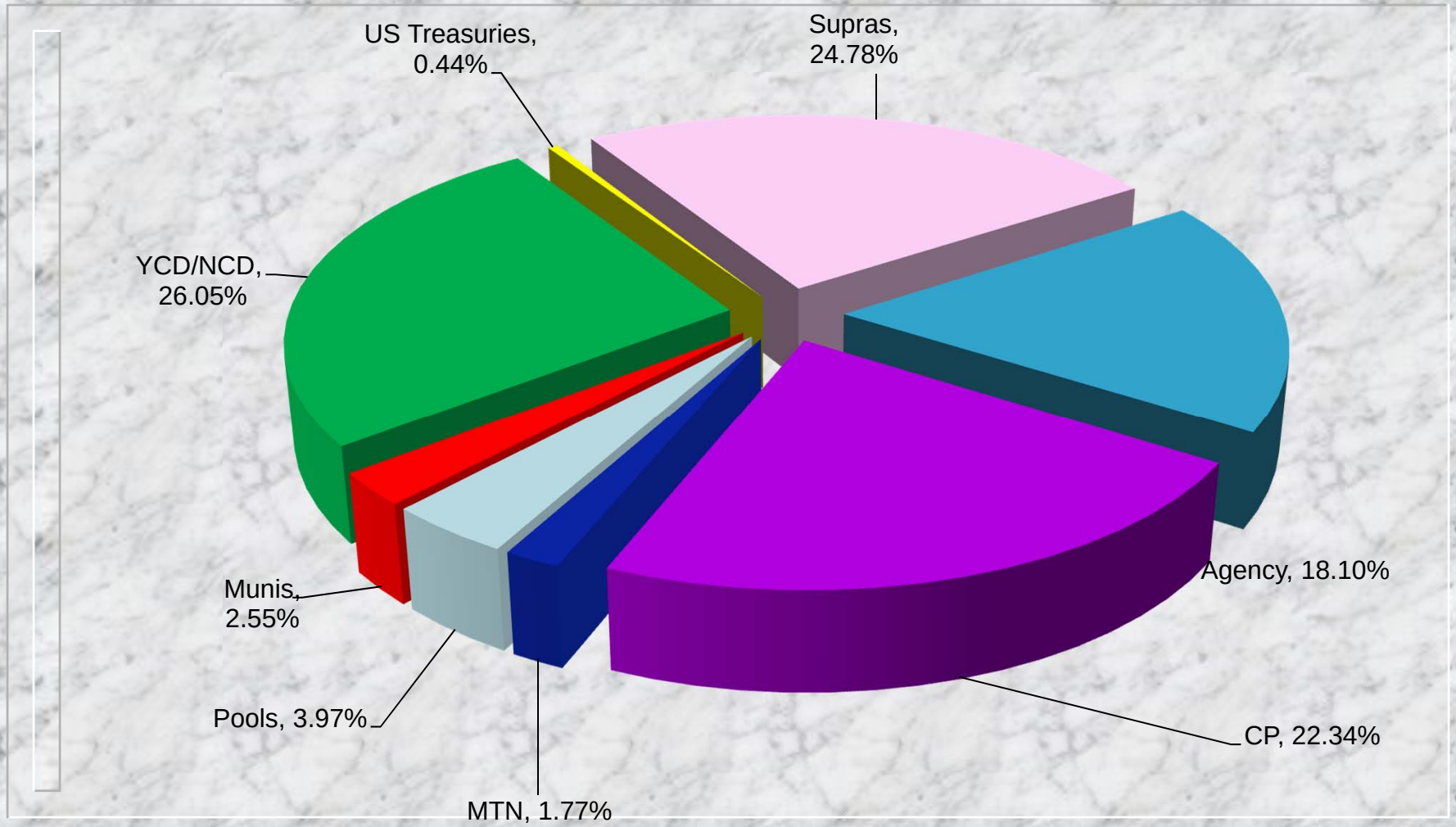

PORTFOLIO AVERAGE MONTHLY BALANCE

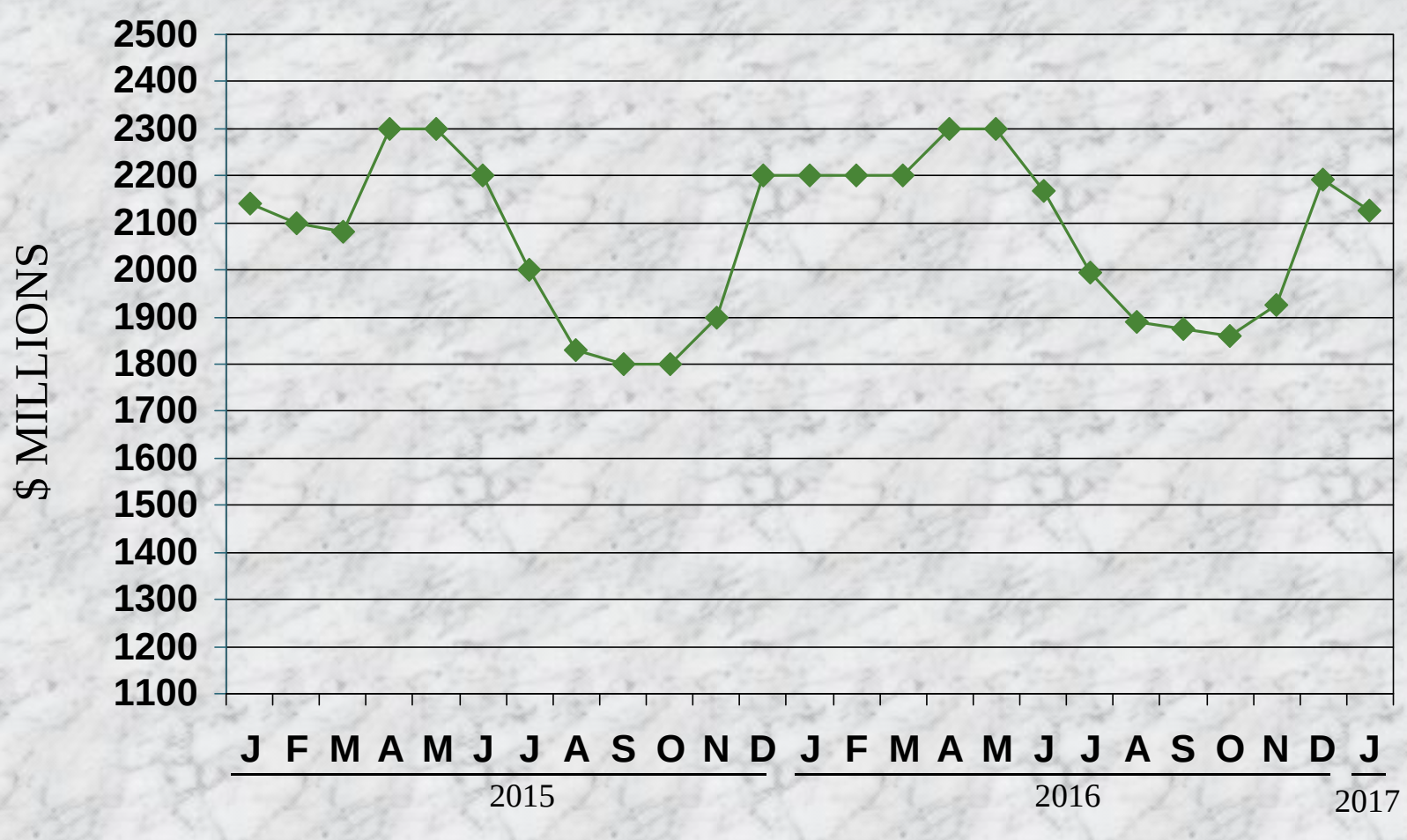

AVERAGE MATURITY

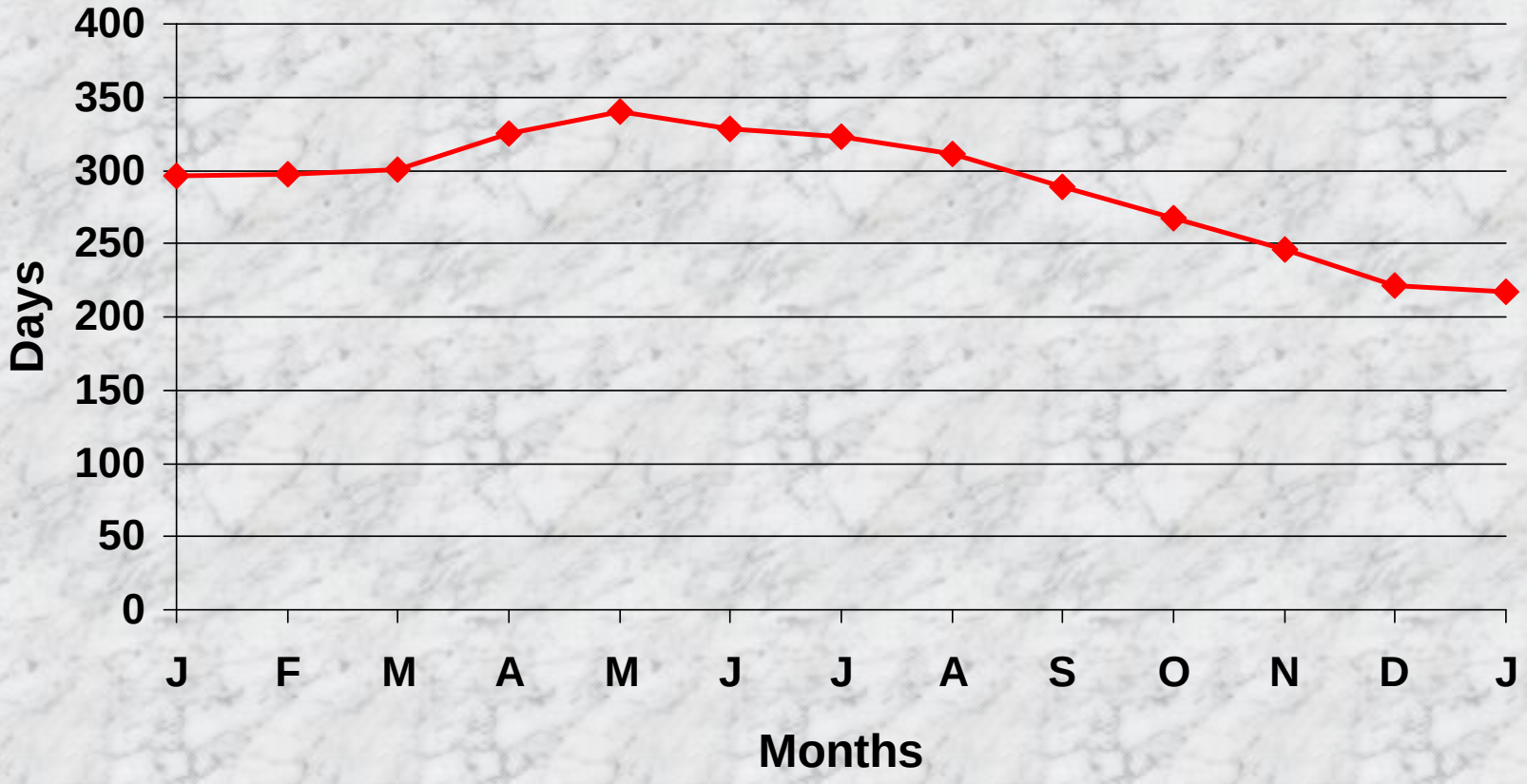

++++YIELD COMPARISON

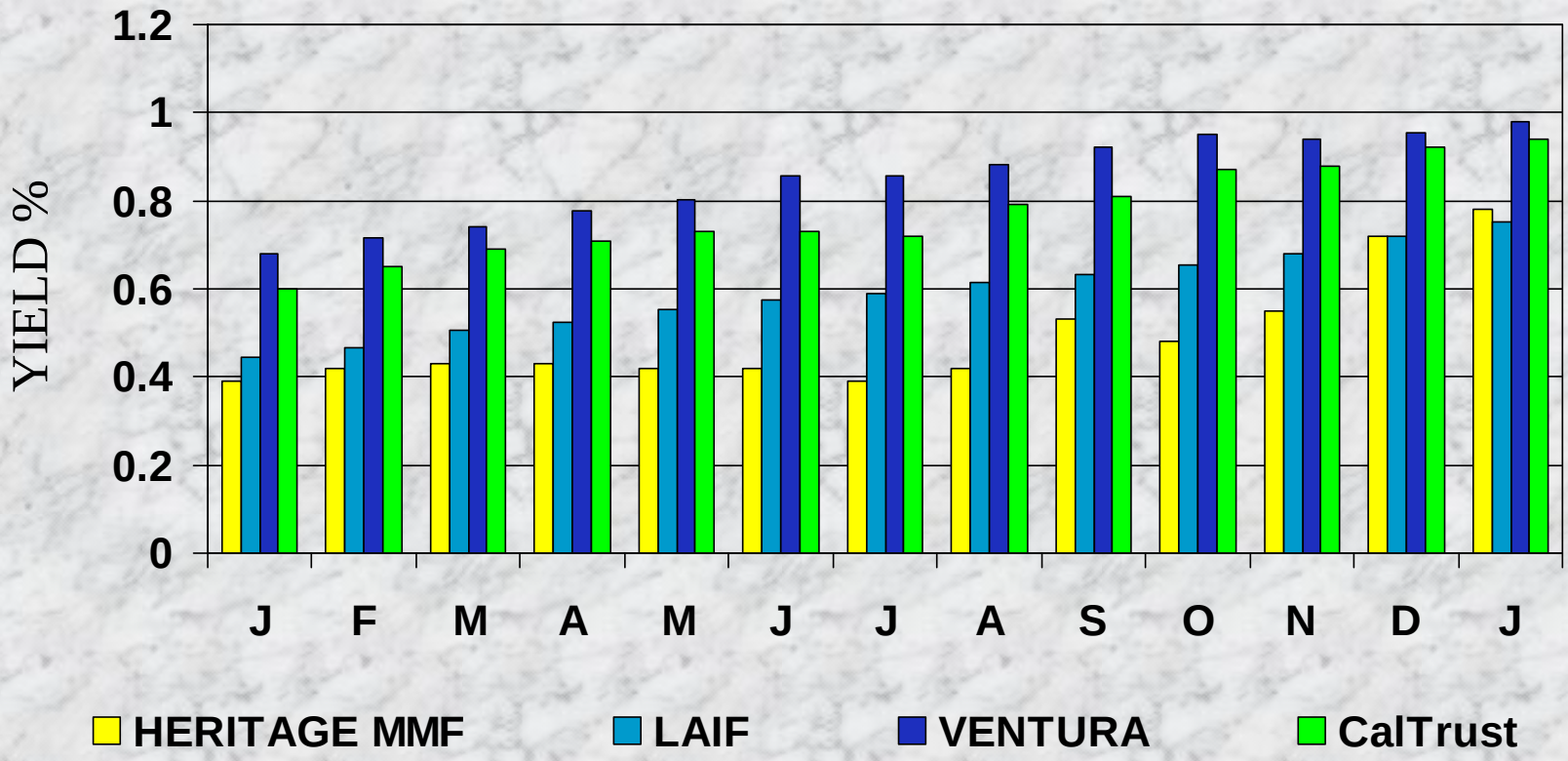

ROLLING 2-YEAR % YIELD

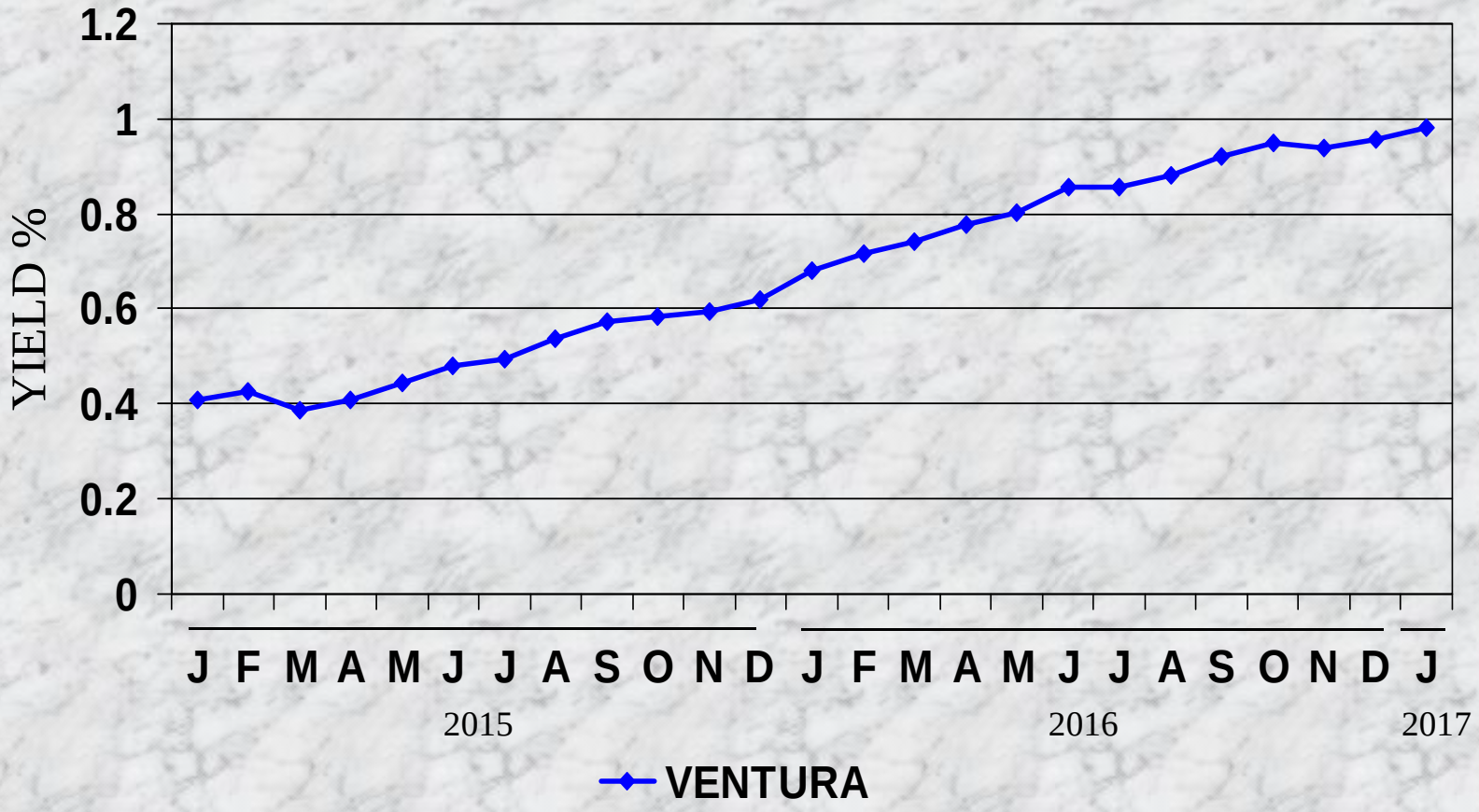

ROLLING 2-YEAR $ YIELD

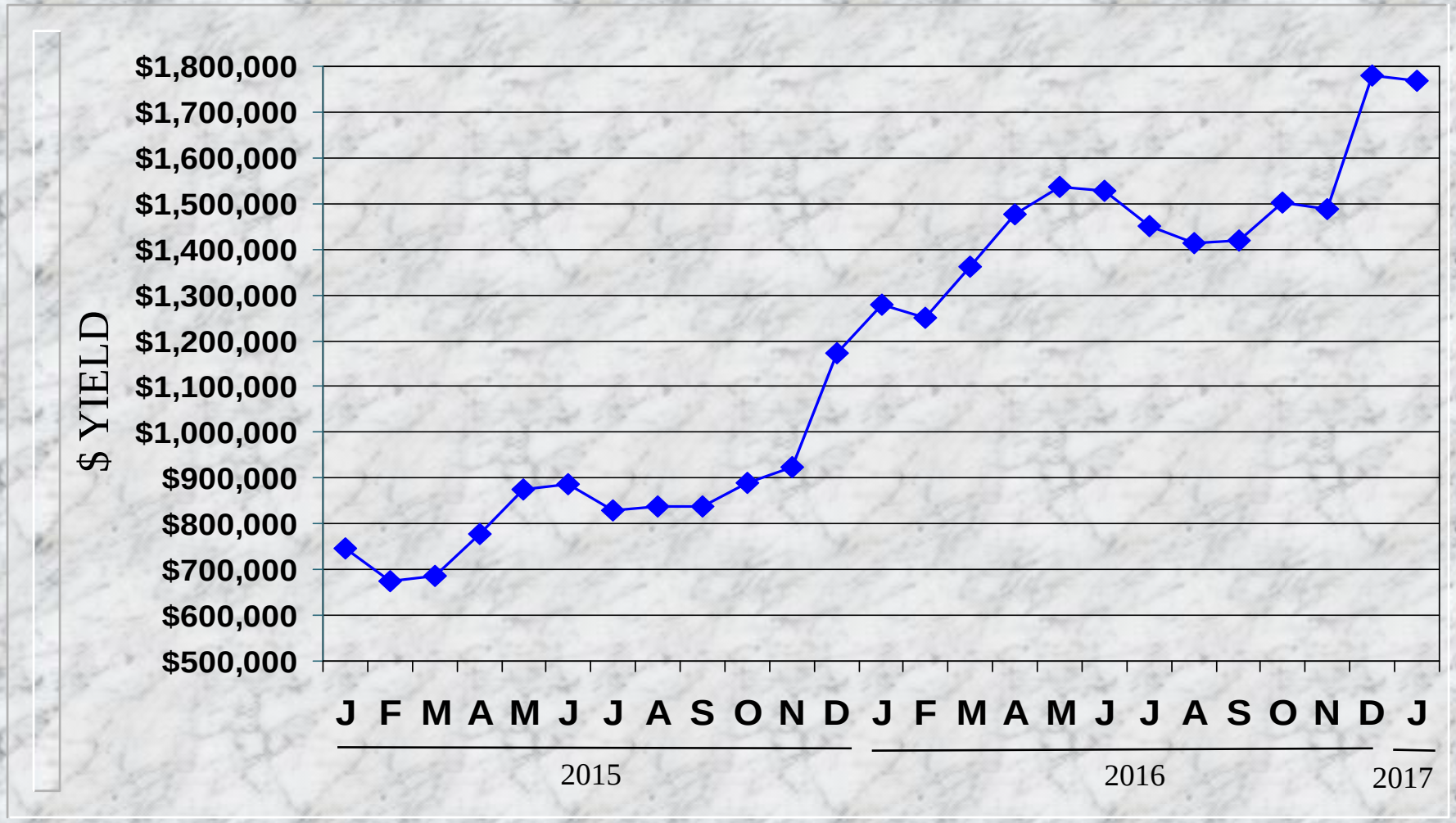

MATURITY DISTRIBUTION

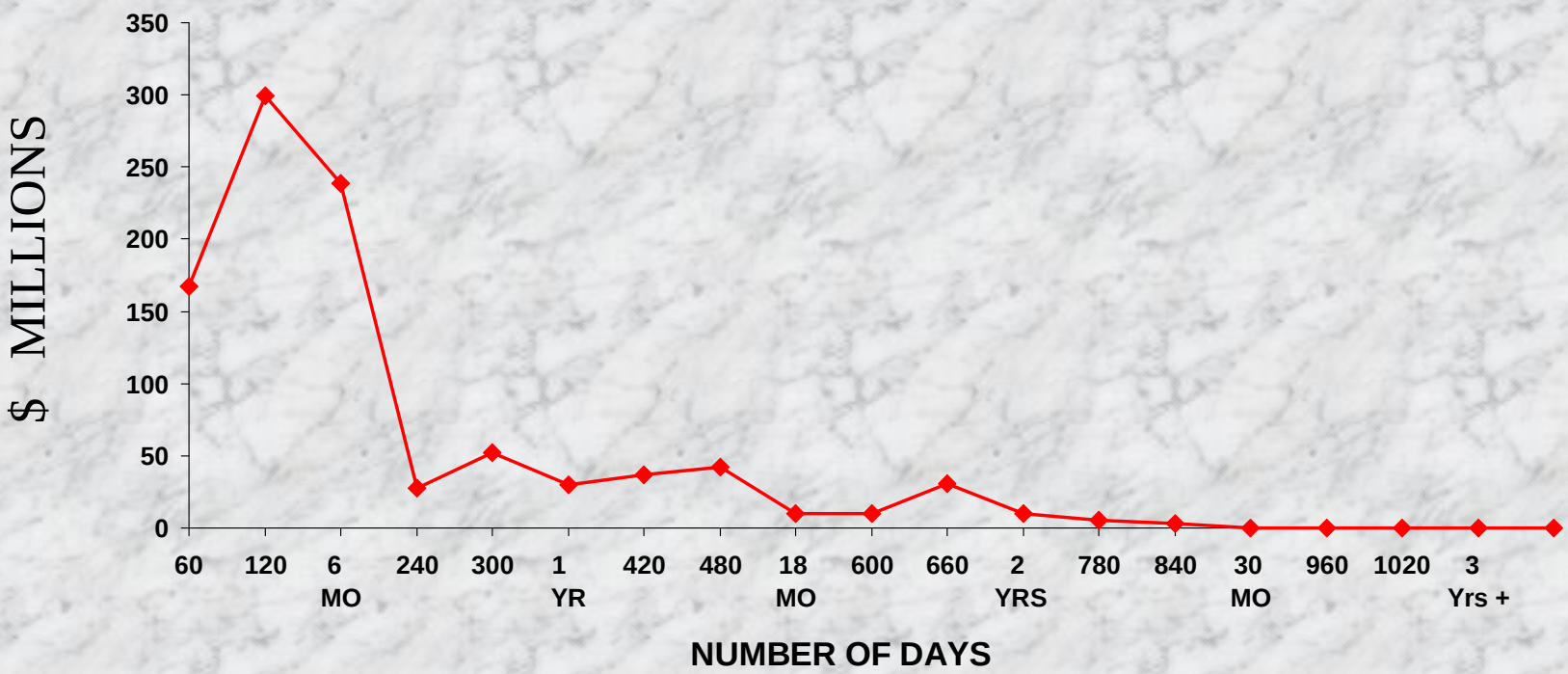

PORTFOLIO HOLDINGS BY CLASS

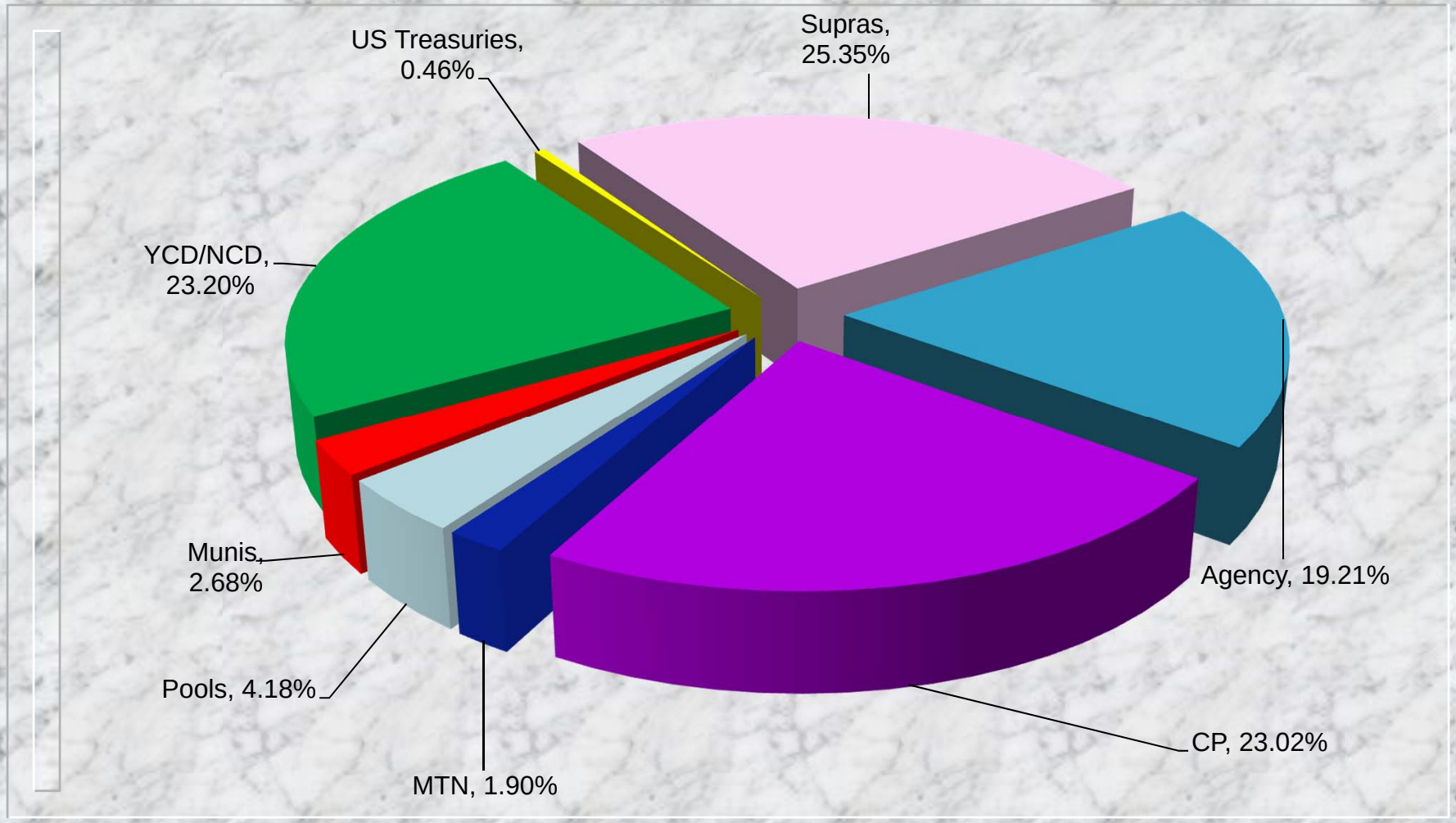

Charter Number: 356

To the chartering authority and the county superintendent of schools (or only to the county superintendent of schools if the county board of education is the chartering authority):

2014-15 CHARTER SCHOOL INTERIM REPORT: This report is hereby filed by the charter school pursuant to Education Code Section 47604.33(a).

Signed: _____ Date: _____

Charter School Official
(Original signature required)

Printed Name: Terri Schiavone Title: Executive Director

For additional information on the interim report, please contact:

Charter School Contact:

Jodi Jones
Name

DMS COO
Title

916-649-6461 Ext 115
Telephone

jodi@charteradmin.com
E-mail Address

Golden Valley Charter School

2016-17 Second Interim Budget

DMS
DELTA MANAGED SOLUTIONS

2016-17 Second Interim Budget

- State law requires that all charter schools approve the Second Interim Budget by March 15th of each year. The Second Interim Budget includes year-to-date actuals through January 31st. Budgeted revenue and expenditure projections are updated to reflect any changes since the First Interim Budget.
- Period 1 attendance was reported at 657.93 average daily attendance (ADA). Projected P-2 ADA remains unchanged at 656.96. Total revenues for the year are expected to increase $18,108 from First Interim Budget estimates.
- Expenditures are closely aligned to the First Interim Budget. Overall expenditures have been increased $7,435.
- When both the revenue and expenditure changes are taken into account, the school is now projected to show a deficit of $2,990.
- Cash flow remains sufficient to cover all operational cash flow needs for the remainder of the year. GVCS will be able to meet all financial obligations for the current and two subsequent years.

Golden Valley Charter School
2016-17 Second Interim Budget
SECOND INTERIM BUDGET SUMMARY

	First Interim	July-Jan Actuals	Second Interim	Change from First Interim
Projected P-2 ADA:	656.96	-	656.96	-
Revenues:				
General Purpose Entitlement	$ 5,099,114	$ 2,351,566	$ 5,122,814	$ 23,700
Federal Revenue	126,484	-	126,484	$ -
Other State Revenue	211,632	104,105	217,120	$ 5,488
Other Local Revenue	265,628	158,865	254,548	$ (11,080)
TTL Revenues:	**$ 5,702,858**	**$ 2,614,536**	**$ 5,720,966**	**$ 18,108**
Expenditures:				
Certificated Salaries	$ 1,979,047	$ 996,588	$ 1,981,290	$ 2,243
Non-certificated Salaries	$ 147,219	$ 76,358	$ 147,219	$ -
Benefits	$ 676,726	$ 348,972	$ 676,968	$ 242
Books/Supplies/Materials	$ 858,536	$ 218,399	$ 858,535	$ (1)
Services/Operations	$ 2,054,993	$ 944,084	$ 2,059,943	$ 4,950
Capital Outlay	$ -	$ -	$ -	$ -
Other Outgo	$ -	$ -	$ -	$ -
TTL Expenditures:	**$ 5,716,521**	**$ 2,584,401**	**$ 5,723,956**	**$ 7,435**
Net Income	**$ (13,663)**	**$ 30,135**	**$ (2,990)**	**$ 10,673**
Beginning Balance July 1	**$ 3,575,154**		**$ 3,575,154**	
Ending Balance June 30	**$ 3,561,491**		**$ 3,572,164**	
Ending Balance as % of Exp.:	**62.30%**		**62.41%**	

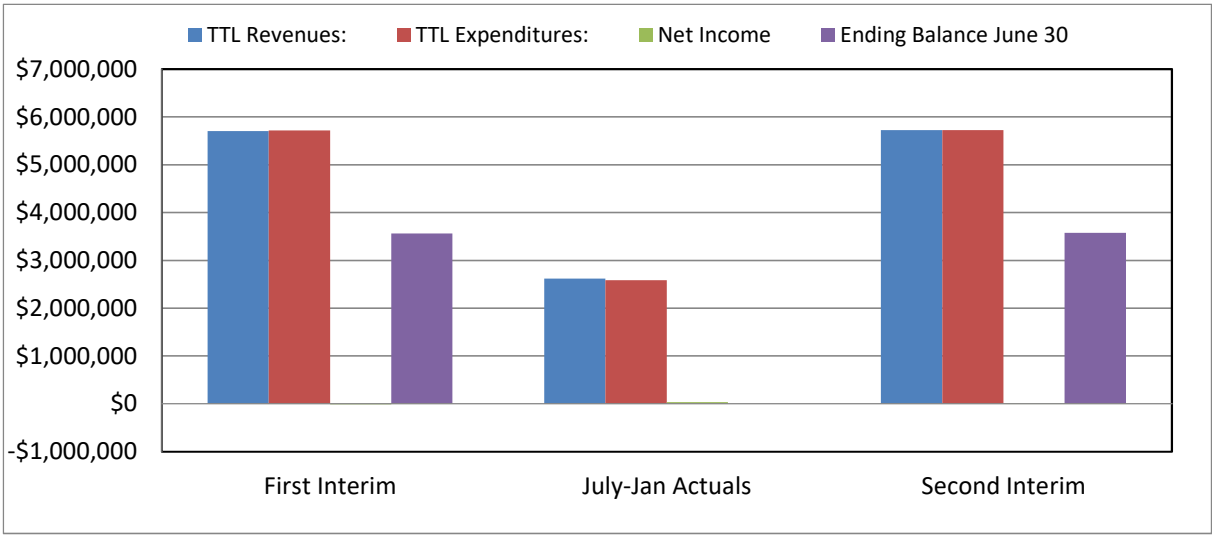

Golden Valley Charter School
2016-17 Second Interim Budget
SECOND INTERIM BUDGET DETAIL

Description	First Interim Budget	July-Jan Actuals	Second Interim Budget	Change From 1st Interim	YTD % of Budget	Notes/Comments
P-2 ADA	**656.96**		**656.96**	**-**		ADA adjusted between grade levels only
REVENUES						
General Purpose Entitlement						
8011 - General Purpose Block Grant	3,084,332	1,555,530	3,108,052	23,720	50%	Updated FCMAT Calculation based on grade level splits
8012 - Education Protection Account	871,675	470,338	871,678	3	54%	
8019 - Prior Year Corrections/Adjustments	-	177	-	-		Will be reconciled at year end
8096 - Funding in Lieu of Property Taxes	1,143,107	325,521	1,143,084	(23)	28%	
TTL General Purpose Entitlement	**5,099,114**	**2,351,566**	**5,122,814**	**23,700**	**46%**	
Federal Revenue						
8181 - Federal IDEA Special Education	126,484	-	126,484	-	0%	
TTL Federal Revenue	**126,484**	**-**	**126,484**	**-**	**0%**	
Other State Revenue						
8550 - Mandate Block Grant	87,466	89,752	87,466	(0)	103%	
8560 - State Lottery Revenue	124,166	14,353	129,654	5,488	11%	Rate increase
TTL Other State Revenue	**211,632**	**104,105**	**217,120**	**5,488**	**48%**	
Other Local Revenue						
8660 - Interest	250	128	250	-	51%	
8699 - Local Donations/Contributions/Other	4,800	1,662	4,800	-	35%	
8791 - Special Education Revenues (Local)	260,578	157,075	249,498	(11,080)	63%	Reduced Special Education funding
TTL Other Local Revenue	**265,628**	**158,865**	**254,548**	**(11,080)**	**62%**	
		-				
TTL REVENUES	**5,702,858**	**2,614,536**	**5,720,966**	**18,108**	**46%**	
EXPENDITURES						
1000 - Certificated Salaries						
1100 - Teachers' Salaries	1,486,676	728,017	1,488,919	2,243	49%	Adjustments for actual costs
1150 - Teacher's Extra Duty	28,090	12,770	28,090	-	45%	
1300 - Certificated Supervisory/Admin	463,282	255,301	463,282	-	55%	
1350 - Cert. Supervisory/Admin Stipends	1,000	500	1,000	-	50%	
TTL Certificated Salaries	**1,979,047**	**996,588**	**1,981,290**	**2,243**	**50%**	
2000 - Non-Certificated Salaries				-		
2400 - Clerical/Tech/Office Staff	146,219	75,858	146,219	-	52%	
2450 - Clerical/Office Extra Duty	1,000	500	1,000	-	50%	
TTL Non-Certificated Salaries	**147,219**	**76,358**	**147,219**	**-**	**52%**	
3000 - Employee Benefits						
3101 - STRS Certificated	248,838	136,136	249,246	408	55%	
3102 - STRS Classified	189	-	-	(189)		
3202 - PERS Classified	20,238	11,240	20,237	(0)	56%	
3301 - Soc. Sec/Medicare Certificated	28,758	14,080	28,729	(29)	49%	
3302 - Soc. Sec/Medicare Classified	11,169	5,662	11,169	(0)	51%	
3401 - Health Insurance Benefits - Cert	272,590	134,545	272,590	-	49%	
3402 - Health Insurance Benefits - Class	45,402	22,283	45,402	-	49%	
3501 - State Umployment Ins - Cert	990	486	991	1	49%	
3502 - State Umployment Ins - Class	74	37	74	(0)	50%	
3601 - Workmen's Comp Certificated	45,122	22,755	45,173	51	50%	
3602 - Workmen's Comp Classified	3,357	1,748	3,357	(0)	52%	
TTL Employee Benefits	**676,726**	**348,972**	**676,968**	**242**	**52%**	
4000 - Books/Supplies/Materials						
4310 - Student Instructional Materials	660,686	203,916	660,685	(1)	31%	
4315 - Classroom Materials	18,700	6,069	18,700	-	32%	
4320 - Office Supplies	8,300	2,986	8,300	-	36%	
4330 - Student Incentives / Events	2,000	1,007	2,000	-	50%	
4390 - Add'l Instructional Spending (SB740)	108,200	-	108,200	-	0%	
4400 - Noncapitalized Equipment	60,650	4,420	60,650	-	7%	
TTL Books/Supplies/Materials	**858,536**	**218,399**	**858,535**	**(1)**	**25%**	

Golden Valley Charter School
2016-17 Second Interim Budget
SECOND INTERIM BUDGET DETAIL

Description	First Interim Budget	July-Jan Actuals	Second Interim Budget	Change From 1st Interim	YTD % of Budget	Notes/Comments
5000 - Services & Operations						
5100 - Subcontracts for Services	-	-	-	-		
5200 - Travel and Conferences	58,646	11,415	58,646	-	19%	
5210 - Mileage	42,000	17,472	42,000	-	42%	
5300 - Dues and Memberships	15,400	6,433	15,400	-	42%	
5400 - Liability Insurance	26,900	26,796	26,900	-	100%	
5510 - Utilities (General)	200	358	200	-	179%	
5610 - Facility Rental	170,501	112,030	170,501	-	66%	
5800 - Professional/Consulting Services	513,984	238,515	521,984	8,000	46%	Budget expense shift
5810 - Legal	12,900	2,954	4,900	(8,000)	60%	Budget expense shift
5820 - Audit/CPA Costs	15,400	-	11,250	(4,150)	0%	Approved contract pending
5825 - DMS Business Services	107,720	77,880	116,820	9,100	67%	Updated agreement through 17-18
5850 - Authorizer Oversight Fee	53,379	-	53,379	-	0%	
5860 - Bank Fees	1,300	909	1,300	-	70%	
5880 - Instructional Consultants	1,028,963	443,476	1,028,963	-	43%	
5910 - Telephone	5,000	4,386	5,000	-	88%	
5930 - Postage	2,700	1,462	2,700	-	54%	
TTL Services & Operations	**2,054,993**	**944,084**	**2,059,943**	**4,950**	**46%**	
6000 - Capital Outlay						
TTL Capital Outlay	-	-	-	-		
7000 - Other Outgo						
TTL Other Outgo	-	-	-	-		
TTL EXPENDITURES	**5,716,521**	**2,584,401**	**5,723,956**	**7,435**	**45%**	
Revenues less Expenditures	**(13,663)**	**30,135**	**(2,990)**	**10,673**		
Beginning Fund Balance	**3,575,154**		**3,575,154**			Audited beginning balance
Net Revenues	**(13,663)**		**(2,990)**			
Designated Reserves						
Cash Flow (25% of Expenditures)	(1,429,130)		(1,430,989)			
Special Education ($300/ADA)	(197,088)		(197,088)			
Economic Uncertainty (5% of Expenditures)	(285,826)		(286,198)			
ENDING BALANCE	**3,561,491**		**3,572,164**			
UNDESIGNATE ENDING BALANCE	**1,649,447**		**1,657,890**			
UNDESIGNATED ENDING BALANCE AS % OF OUTGO	**28.85%**		**28.96%**			

Golden Valley Charter School
2016-17 Second Interim Budget
MULTI-YEAR PROJECTION SUMMARY

	Second Interim Budget	2017-18 (Year 2)	2018-19 (Year 3)
Projected P-2 ADA:	687.73	676.25	719.56
Revenues:			
General Purpose Entitlement	$ 5,122,814	$ 5,108,480	$ 5,212,478
Federal Revenue	126,484	124,333	122,219
Other State Revenue	217,120	139,745	137,267
Other Local Revenue	254,548	250,224	245,974
TTL Revenues	**$ 5,720,966**	**$ 5,622,782**	**$ 5,717,938**
Expenditures:			
Certificated Salaries	$ 1,981,290	$ 1,999,149	$ 2,017,436
Non-certificated Salaries	147,219	151,606	156,124
Benefits	676,968	688,537	700,305
Books/Supplies/Materials	858,535	752,728	787,580
Services/Operations	2,059,943	2,029,033	2,038,550
Capital Outlay	-	-	-
Other Outgo	-	-	-
TTL Expenditures	**$ 5,723,956**	**$ 5,621,054**	**$ 5,699,995**
Net Income	**$ (2,990)**	**$ 1,728**	**$ 17,943**
Beginning Balance July 1	**$ 3,575,154**	**$ 3,572,164**	**$ 3,573,892**
Ending Balance June 30	**$ 3,572,164**	**$ 3,573,892**	**$ 3,591,835**
Ending Balance as % of Exp.:	**62.4%**	**63.6%**	**63.0%**

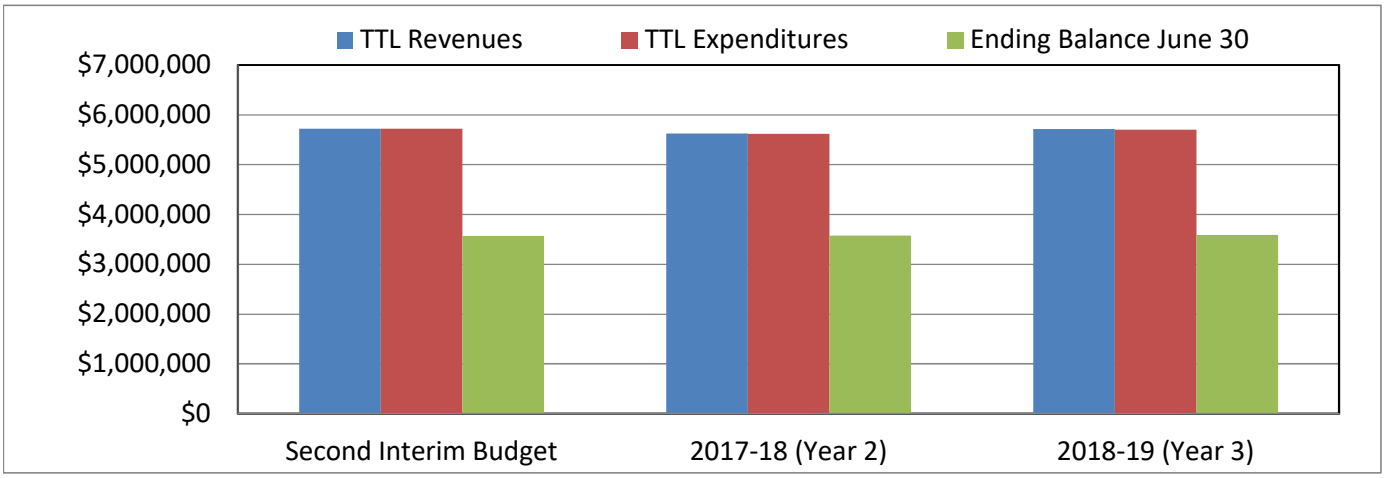

Golden Valley Charter School
2016-17 Second Interim Budget
MULTI-YEAR PROJECTION DETAIL

Description	Second Interim Budget	2017-18 (Year 2)	2018-19 (Year 3)	Notes/Comments
P-2 ADA	**656.96**	**645.04**	**634.27**	Declining 1.7% annually
REVENUES				
General Purpose Entitlement				
8011 - General Purpose Block Grant	3,108,052	3,195,934	3,399,296	
8012 - Education Protection Account	871,678	788,551	707,958	
8096 - Funding in Lieu of Property Taxes	1,143,084	1,123,995	1,105,224	
TTL General Purpose Entitlement	**5,122,814**	**5,108,480**	**5,212,478**	
Federal Revenue				
8181 - Federal IDEA Special Education	126,484	124,333	122,219	
TTL Federal Revenue	**126,484**	**124,333**	**122,219**	
Other State Revenue				
8550 - Mandate Block Grant	87,466	12,359	12,149	
8560 - State Lottery Revenue	129,654	127,386	125,118	
TTL Other State Revenue	**217,120**	**139,745**	**137,267**	
-				
Other Local Revenue				
8634 - NSLP Local	-	-	-	
8660 - Interest	250	250	250	
8699 - Local Donations/Contributions/Other	4,800	4,718	4,638	
8791 - Special Education Revenues (Local)	249,498	245,256	241,086	Sped pass through revenue
TTL Other Local Revenue	**254,548**	**250,224**	**245,974**	
TTL REVENUES	**5,720,966**	**5,622,782**	**5,717,938**	
EXPENDITURES				
1000 - Certificated Salaries				Step increase 2% per year less ADA
1100 - Teachers' Salaries	1,488,919	1,492,879	1,496,851	decrease %
1150 - Teacher's Extra Duty	28,090	28,090	28,090	
1300 - Certificated Supervisory/Admin	463,282	477,180	491,495	Step increase 3% per year
1350 - Cert. Supervisory/Admin Stipends	1,000	1,000	1,000	
TTL Certificated Salaries	**1,981,290**	**1,999,149**	**2,017,436**	
2000 - Non-Certificated Salaries				
2400 - Clerical/Tech/Office Staff	146,219	150,606	155,124	Step increase 3% per year
2450 - Clerical/Office Extra Duty	1,000	1,000	1,000	
TTL Non-Certificated Salaries	**147,219**	**151,606**	**156,124**	
3000 - Employee Benefits				
3101 - STRS Certificated	249,246	256,145.62	263,270.66	Rate increase 1.85% per year
3202 - PERS Classified	20,237	21,340.67	22,328.29	Rate increased 1.6%-2.4% per year
3301 - Soc. Sec/Medicare Certificated	28,729	28,987.67	29,252.82	
3302 - Soc. Sec/Medicare Classified	11,169	11,502.08	11,844.86	
3401 - Health Insurance Benefits - Cert	272,590	275,046.80	277,562.69	Participation increase included
3402 - Health Insurance Benefits - Class	45,402	45,401.94	45,401.94	Maximum cap
3501 - State Unemployment Ins - Cert	991	999.57	1,008.72	
3502 - State Unemployment Ins - Class	74	75.80	78.06	
3601 - Workmen's Comp Certificated	45,173	45,580.61	45,997.54	
3602 - Workmen's Comp Classified	3,357	3,456.61	3,559.63	
TTL Employee Benefits	**676,968**	**688,537**	**700,305**	
4000 - Books/Supplies/Materials				

Golden Valley Charter School
2016-17 Second Interim Budget
MULTI-YEAR PROJECTION DETAIL

Description	Second Interim Budget	2017-18 (Year 2)	2018-19 (Year 3)	Notes/Comments
4310 - Student Instructional Materials	660,685	649,453	638,413	Declining enrollment adjustment
4315 - Janitorial Supplies	18,700	19,168	19,647	2.5% annual increase
4320 - Office Supplies	8,300	8,508	8,720	2.5% annual increase
4330 - Student Incentives / Events	2,000	2,000	2,000	
4390 - Add'l Instructional Spending (SB740)	108,200	15,000	20,000	Adjusts based on available resources
4400 - Noncapitalized Equipment	60,650	58,600	98,800	3% Annual Increase
TTL Books/Supplies/Materials	**858,535**	**752,728**	**787,580**	
5000 - Services & Operations				
5200 - Travel and Conferences	58,646	60,112	61,615	2.5% annual increase
5210 - Mileage	42,000	6,050	6,232	Reduced 16-17 one time spending
5300 - Dues and Memberships	15,400	15,785	16,180	2.5% annual increase
5400 - Liability Insurance	26,900	27,573	28,262	2.5% annual increase
5510 - Utilities (General)	200	205	210	2.5% annual increase
5610 - Facility Rental	170,501	175,616	180,885	3% rate increase annually
5800 - Professional/Consulting Services	521,984	535,034	548,409	2.5% annual increase
5810 - Legal	4,900	5,023	5,148	2.5% annual increase
5820 - Audit/CPA Costs	11,250	11,531	11,820	2.5% annual increase
5825 - DMS Business Services	116,820	120,325	123,934	2018-19 3% increase
5850 - Authorizer Oversight Fee	53,379	51,085	52,125	1% Oversight fee
5860 - Bank Fees	1,300	1,333	1,366	2.5% annual increase
5880 - Instructional Consultants	1,028,963	1,011,471	994,276	Declining enrollment adjustment
5910 - Telephone	5,000	5,125	5,253	2.5% annual increase
5930 - Postage	2,700	2,768	2,837	2.5% annual increase
TTL Services & Operations	**2,059,943**	**2,029,033**	**2,038,550**	
6000 - Capital Outlay				
TTL Capital Outlay	-	-	-	
7000 - Other Outgo				
TTL Other Outgo	-	-	-	
TTL EXPENDITURES	**5,723,956**	**5,621,054**	**5,699,995**	
Revenues less Expenditures	**(2,990)**	**1,728**	**17,943**	
Beginning Fund Balance	**3,575,154**	**3,572,164**	**3,573,892**	
Net Revenues	**(2,990)**	**1,728**	**17,943**	
ENDING BALANCE	**3,572,164**	**3,573,892**	**3,591,835**	
ENDING BALANCE AS % OF OUTGO	**62.41%**	**63.58%**	**63.01%**	

Golden Valley Charter School
2016-17 Second Interim Budget
2016-17 Monthly Cash Flow Projection

Description	2016-17 Budget	July	August	September	October	November	December	January	February	March	April	May	June	Accruals	Total For Year
BEGINNING CASH		3,196,760	3,503,732	3,476,792	3,233,120	3,729,775	3,717,175	3,647,065	3,858,180	3,652,861	3,720,063	3,812,145	3,703,558	3,327,895	3,196,760
CASH INFLOWS															
REVENUES															
General Purpose Block Grant	3,108,052	-	169,079	169,079	304,343	304,343	304,343	304,343	304,343	304,343	249,636	249,636	-	444,565	3,108,052
Education Protection Account	871,678	-	-	-	235,169	-	-	235,169	-	-	200,670	-	-	200,670	871,678
Prior Year Corrections	-	-	-	-	-	-	-	-	-	-	-	-	-	-	-
In-Lieu-Of Property Taxes	1,143,084	-	-	-	325,521	-	-	-	-	272,521	136,261	136,261	136,261	136,261	1,143,084
Federal Revenues	126,484	-	-	-	-	-	177	-	-	-	-	-	-	126,307	126,484
Other State Revenues	217,120	-	-	-	-	15,736	50,073	38,296	21,261	21,261	17,439	17,439	-	35,616	217,120
Other Local Revenues	254,548	-	199	7,754	67,029	46,044	494	37,035	-	-	19,000	19,000	19,000	38,994	254,548
TTL REVENUES	5,720,966	-	169,278	176,833	932,062	366,123	355,086	614,843	325,604	598,125	623,005	422,335	155,261	982,412	5,720,966
EXPENDITURES															
All Certificated Salaries	1,981,290	23,660	154,980	158,886	162,148	161,401	167,661	167,851	167,851	167,851	167,851	167,851	167,851	145,447	1,981,290
All Classified Salaries	147,219	3,290	12,060	12,281	12,160	12,215	12,193	12,160	12,160	12,160	12,160	12,160	12,160	10,061	147,219
All Benefits	676,968	8,306	53,758	55,117	57,052	56,905	54,251	63,583	58,246	58,246	58,246	58,246	58,246	36,766	676,968
All Materials & Supplies	858,535	-	23,718	103,781	30,231	18,590	12,227	29,853	106,689	106,689	106,689	106,689	106,689	106,690	858,535
All Services and Operations	2,059,943	55,485	83,332	116,947	190,870	162,561	172,042	162,847	185,976	185,976	185,976	185,976	185,976	185,977	2,059,943
All Capital Outlay	-	-	-	-	-	-	-	-	-	-	-	-	-	-	-
All Other Outgo	-	-	-	-	-	-	-	-	-	-	-	-	-	-	-
TTL EXPENSES	5,723,956	90,742	327,848	447,012	452,460	411,672	418,375	436,294	530,923	530,923	530,923	530,923	530,923	484,941	5,723,956
OTHER CASH INFLOWS/OUTFLOWS															
Accounts Receivable (net change)		590,289	52,442	-	-	23,488	-	-							666,219
Loan Proceeds and other Cash Inflows		-	-	-		-	-	-						-	-
Net Change in Payables		(221,082)	79,188	26,507	17,053	9,460	(6,822)	32,566						-	(63,130)
Fixed Asset Acquisitions		-	-	-	-	-	-	-						-	-
Other Inflows/Outflows		28,507	-	-	-	-	-	-						-	28,507
TTL OTHER INFLOWS/OUTFLOWS		397,714	131,630	26,507	17,053	32,948	(6,822)	32,566	-	-	-	-	-	-	631,597
ENDING CASH BALANCE		3,503,732	3,476,792	3,233,120	3,729,775	3,717,175	3,647,065	3,858,180	3,652,861	3,720,063	3,812,145	3,703,558	3,327,895	3,825,367	

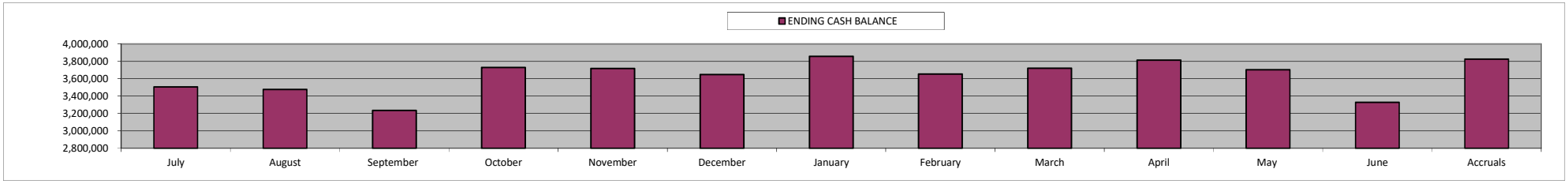

Golden Valley Charter School
2016-17 Second Interim Budget
2017-18 Monthly Cash Flow Projection

Description	2017-18 Budget	July	August	September	October	November	December	January	February	March	April	May	June	Accruals	Total For Year
BEGINNING CASH		3,327,895	3,540,343	3,486,648	3,772,318	3,729,800	3,726,217	3,964,282	3,937,299	3,825,595	4,001,897	3,911,688	3,821,478	3,579,562	3,327,895
CASH INFLOWS															
REVENUES															
General Purpose Block Grant	3,195,934	-	155,403	155,403	279,725	279,725	279,725	279,725	279,725	297,301	297,301	297,301	-	594,602	3,195,934
Education Protection Account	788,551	-	-	217,919	-	-	217,919	-	-	176,356	-	-	176,356	-	788,551
Prior Year Corrections	-	-	-	-	-	-	-	-	-	-	-	-	-	-	-
In-Lieu-Of Property Taxes	1,123,995	-	68,585	137,170	91,447	91,447	91,447	91,447	91,447	153,669	76,834	76,834	76,834	76,834	1,123,995
Federal Revenues	124,333	-	-	15,542	-	-	31,083	-	-	31,083	17,762	17,762	-	11,101	124,333
Other State Revenues	139,745	-	6,795	6,795	12,231	12,231	12,231	12,231	12,231	13,000	13,000	13,000	-	26,000	139,745
Other Local Revenues	250,224	6,256	6,256	22,748	22,748	22,748	22,748	22,748	22,748	22,748	22,748	22,748	22,748	10,236	250,224
TTL CASH INFLOWS	5,622,782	6,256	237,038	555,576	406,150	406,150	655,153	406,150	406,150	694,157	427,645	427,645	275,938	718,774	5,622,782
EXPENDITURES															
All Certificated Salaries	1,999,149	23,874	156,377	160,319	163,609	162,856	169,173	169,364	169,364	169,364	169,364	169,364	169,364	146,758	1,999,149
All Classified Salaries	151,606	3,388	12,419	12,646	12,522	12,579	12,556	12,522	12,522	12,522	12,522	12,522	12,522	10,361	151,606
All Benefits	688,537	8,448	54,677	56,059	58,027	57,877	55,179	64,670	59,241	59,241	59,241	59,241	59,241	37,394	688,537
All Materials & Supplies	752,728	-	20,795	90,991	26,505	16,299	10,720	26,174	93,541	93,541	93,541	93,541	93,541	93,541	752,728
All Services and Operations	2,029,033	54,653	82,081	115,192	188,006	160,122	169,460	160,404	183,186	183,186	183,186	183,186	183,186	183,186	2,029,033
All Capital Outlay	-	-	-	-	-	-	-	-	-	-	-	-	-	-	-
All Other Outgo	-	-	-	-	-	-	-	-	-	-	-	-	-	-	-
TTL CASH OUTFLOWS	5,621,054	90,363	326,350	435,207	448,669	409,733	417,088	433,133	517,854	517,854	517,854	517,854	517,854	471,241	5,621,054
Accounts Receivable (net change)		781,495	35,616	165,301			-								982,412
Loan Proceeds and other Cash Inflows		-													-
Net Change in Payables		(484,941)													(484,941)
Fixed Asset Acquisitions															-
Other Inflows/Outflows		-									-				-
NET INFLOWS/OUTFLOWS		296,554	35,616	165,301	-	-	-	-	-	-	-	-	-	-	
ENDING CASH BALANCE		3,540,343	3,486,648	3,772,318	3,729,800	3,726,217	3,964,282	3,937,299	3,825,595	4,001,897	3,911,688	3,821,478	3,579,562	3,827,095	

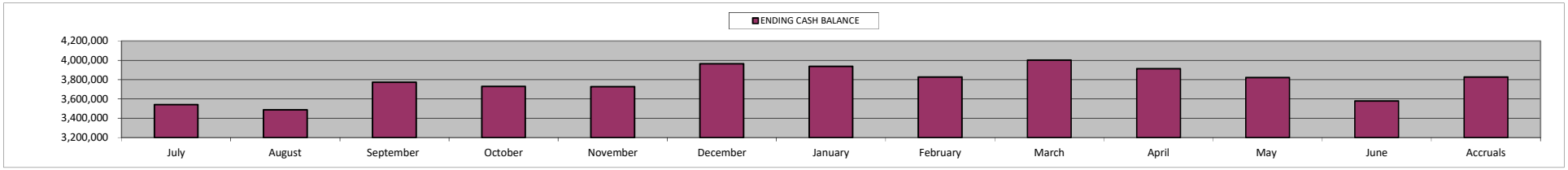

LCFF Calculator Universal Assumptions

Golden Valley Charter (5630363) - Second Interim Budget

Summary of Funding	2016-17	2017-18	2018-19
Target	$ 5,344,713	$ 5,337,713	$ 5,374,607
Floor	**4,848,516**	**5,037,395**	**5,023,298**
Applied Formula: Target or Floor	FLOOR	FLOOR	FLOOR
Remaining Need after Gap (informational only)	*221,899*	*229,233*	*162,129*
Current Year Gap Funding	274,297	71,085	189,180
Economic Recovery Target	-	-	-
Additional State Aid	-	-	-
Total Phase-In Entitlement	**$ 5,122,814**	**$ 5,108,480**	**$ 5,212,478**

Components of LCFF By Object Code	2016-17	2017-18	2018-19
8011 - State Aid	$ 3,108,052	$ 3,195,934	$ 3,399,296
8011 - Fair Share	-	-	-
8311 & 8590 - Categoricals	-	-	-
EPA (for LCFF Calculation purposes)	871,678	788,551	707,958
Local Revenue Sources:			
8021 to 8089 - Property Taxes	-	-	-
8096 - In-Lieu of Property Taxes	1,143,084	1,123,995	1,105,224
Property Taxes net of in-lieu	-	-	-
TOTAL FUNDING	$ 5,122,814	$ 5,108,480	$ 5,212,478
Less: Excess Taxes	$ -	$ -	$ -
Less: EPA in Excess to LCFF Funding	$ -	$ -	$ -
Total Phase-In Entitlement	***$ 5,122,814***	***$ 5,108,480***	***$ 5,212,478***
8012 - EPA Receipts (for budget & cashflow)	*$ 871,678*	*$ 788,551*	*$ 707,958*

Summary of Student Population	2016-17	2017-18	2018-19
Unduplicated Pupil Population			
Agency Unduplicated Pupil Count	178.00	177.00	174.00
COE Unduplicated Pupil Count	-	-	-
Total Unduplicated pupil Count	178.00	177.00	174.00
Rolling %, Supplemental Grant	26.5300%	26.9700%	26.9600%
Rolling %, Concentration Grant	26.5300%	26.9700%	26.9600%
FUNDED ADA			
Adjusted Base Grant ADA	*Current Year*	*Current Year*	*Current Year*
Grades TK-3	276.96	272.33	267.79
Grades 4-6	183.00	179.94	176.94
Grades 7-8	100.00	98.33	96.69
Grades 9-12	97.00	95.38	93.79
Total Adjusted Base Grant ADA	***656.96***	***645.99***	***635.20***
ACTUAL ADA *(Current Year Only)*			
Grades TK-3	276.96	272.33	267.79
Grades 4-6	183.00	179.94	176.94
Grades 7-8	100.00	98.33	96.69
Grades 9-12	97.00	95.38	93.79
Total Actual ADA	**656.96**	**645.99**	**635.20**
Funded Difference (Funded ADA less Actual ADA)	-	-	-

Minimum Proportionality Percentage (MPP)	2016-17	2017-18	2018-19
Current year estimated supplemental and concen	$ 236,949	$ 245,525	$ 261,382
Current year Minimum Proportionality Percentag	4.85%	5.05%	5.28%

Golden Valley Charter School
2016-17 Second Interim Budget
FUNDING CALCULATIONS

2016-17 (Year 1)			**Net State Funding COLA over prior year =**		**0.00%**
GENERAL PURPOSE ENTITLEMENT					**TOTALS**
	$/ADA	**ADA**	**Subtotal**		
Total LCFF Funding (see LCFF page):	**$ 7,797.76**	**656.96**	**$ 5,122,814**		
State Aid Portion:	$ 4,730.96	656.96			**3,108,051.94**
Education Protection Account Portion:	$ 1,326.83	656.96			**871,677.50**
Local In-Lieu-Of Property Tax Portion:	$ 1,739.96	656.96		**$**	**1,143,084.47**
	TOTAL GENERAL PURPOSE ENTITLEMENT			**$**	**5,122,813.91**
FEDERAL REVENUES					
Title I Funding			$ -		
Title II Part A			-		
Total Federal ESEA Funding:					**-**
Other Federal Revenues					
PCSGP Startup/Implementation Grant			$ -		
National School Lunch Program			-		
Federal IDEA Special Education			126,484.00		
Federal Mental Health			-		
MAA Funding			-		
REAP Funding			-		
Forest Reserve			-		
Other Federal Revenue			-		
Total Other Federal Revenues:					**126,484.00**
	TOTAL FEDERAL REVENUES			**$**	**126,484.00**
OTHER STATE REVENUES					
Non-Prop 20 Lottery (using P-2 ADA)	$ 144.00	686	98,784.00		
Prop 20 Lottery (using P-2 ADA):	45.00	686	30,870.00		
					129,654.00
Additional Other State Revenues					
Common Core Implementation (13-14 only)			-		
State Lunch Program Revenues			-		
Mandate Block Grant			12,573.00		
Facility Grant Program (lesser of 75% or $750/ADA)			-		
State Special Education (AB602 - ElDo SELPA)			249,498.00		
SPED Mental Health (Tier 1)			-		
SPED Mental Health (Tier 2)			-		
ASES Afterschool Revenue			-		
Prop 39 Energy Grant			-		
Prior Year Corrections/Adjustments			-		
One Time Mandate Claims			74,893.00		
Total Additional Other State Revenues:					**336,964.00**
	TOTAL OTHER STATE REVENUES			**$**	**466,618.00**
OTHER LOCAL REVENUES					
Interest Earnings			$ 250.00		
Student Lunch Fees			-		
Local Donations/Contributions			4,800.00		
Other Local					
Other Local					
	TOTAL OTHER LOCAL REVENUES			**$**	**5,050.00**
	TOTAL REVENUES				**5,720,966**

Golden Valley Charter School
2016-17 Second Interim Budget
FUNDING CALCULATIONS

2017-18 (Year 2)				**Net State Funding COLA over prior year =**	**1.48%**
GENERAL PURPOSE ENTITLEMENT					**TOTALS**
	$/ADA	**ADA**	**Subtotal**		
Total LCFF Funding (see LCFF page):	**$ 7,919.63**	**645.04**	**$ 5,108,480**		
State Aid Portion:	$ 4,954.63	645.04			**3,195,934.36**
Education Protection Account Portion:	$ 1,222.48	645.04			**788,550.86**
Local In-Lieu-Of Property Tax Portion:	$ 1,742.52	645.04			**$ 1,123,994.96**
	TOTAL GENERAL PURPOSE ENTITLEMENT				**$ 5,108,480.18**
FEDERAL REVENUES					
Title I Funding			$ -		
Title II Part A			-		
Total Federal ESEA Funding:					**-**
Other Federal Revenues					
PCSGP Startup/Implementation Grant			$ -		
National School Lunch Program			-		
Federal IDEA Special Education			124,333.00		
Federal Mental Health			-		
MAA Funding			-		
REAP Funding			-		
Forest Reserve			-		
Other Federal Revenue			-		
Total Other Federal Revenues:					**124,333.00**
	TOTAL FEDERAL REVENUES				**$ 124,333.00**
OTHER STATE REVENUES					
Non-Prop 20 Lottery (using P-2 ADA)	$ 144.00	674	97,056.00		
Prop 20 Lottery (using P-2 ADA):	45.00	674	30,330.00		
					127,386.00
Additional Other State Revenues					
Common Core Implementation (13-14 only)			-		
State Lunch Program Revenues			-		
Mandate Block Grant			12,359.00		
Facility Grant Program (lesser of 75% or $750/ADA)			-		
State Special Education (AB602 - ElDo SELPA)			245,256.00		
SPED Mental Health (Tier 1)			-		
SPED Mental Health (Tier 2)			-		
ASES Afterschool Revenue			-		
Prop 39 Energy Grant			-		
Prior Year Corrections/Adjustments			-		
One Time Mandate Claims			-		
Total Additional Other State Revenues:					**257,615.00**
	TOTAL OTHER STATE REVENUES				**$ 385,001.00**
OTHER LOCAL REVENUES					
Interest Earnings			$ 250.00		
Student Lunch Fees			-		
Local Donations/Contributions			4,718.00		
Other Local			-		
Other Local			-		
	TOTAL OTHER LOCAL REVENUES				**$ 4,968.00**
	TOTAL REVENUES				**5,622,782**

Golden Valley Charter School
2016-17 Second Interim Budget
FUNDING CALCULATIONS

2018-19 (Year 3)			**Net State Funding COLA over prior year =**		**2.40%**
GENERAL PURPOSE ENTITLEMENT					**TOTALS**
	$/ADA	**ADA**	**Subtotal**		
Total LCFF Funding (see LCFF page):	**$ 8,218.07**	**634.27**	**$ 5,212,478**		
State Aid Portion:	$ 5,359.38	634.27			**3,399,295.77**
Education Protection Account Portion:	$ 1,116.18	634.27			**707,957.67**
Local In-Lieu-Of Property Tax Portion:	$ 1,742.51	634.27		**$**	**1,105,224.24**
	TOTAL GENERAL PURPOSE ENTITLEMENT			**$**	**5,212,477.68**
FEDERAL REVENUES					
Title I Funding			$ -		
Title II Part A			-		
Total Federal ESEA Funding:					**-**
Other Federal Revenues					
PCSGP Startup/Implementation Grant			$ -		
National School Lunch Program			-		
Federal IDEA Special Education			122,219.00		
Federal Mental Health			-		
MAA Funding			-		
REAP Funding			-		
Forest Reserve			-		
Other Federal Revenue			-		
Total Other Federal Revenues:					**122,219.00**
	TOTAL FEDERAL REVENUES			**$**	**122,219.00**
OTHER STATE REVENUES					
Non-Prop 20 Lottery (using P-2 ADA)	$ 144.00	662	95,328.00		
Prop 20 Lottery (using P-2 ADA):	45.00	662	29,790.00		
					125,118.00
Additional Other State Revenues					
Common Core Implementation (13-14 only)			-		
State Lunch Program Revenues			-		
Mandate Block Grant			12,149.00		
Facility Grant Program (lesser of 75% or $750/ADA)			-		
State Special Education (AB602 - ElDo SELPA)			241,086.00		
SPED Mental Health (Tier 1)			-		
SPED Mental Health (Tier 2)			-		
ASES Afterschool Revenue			-		
Prop 39 Energy Grant			-		
Prior Year Corrections/Adjustments			-		
One Time Mandate Claims			-		
Total Additional Other State Revenues:					**253,235.00**
	TOTAL OTHER STATE REVENUES			**$**	**378,353.00**
OTHER LOCAL REVENUES					
Interest Earnings			$ 250.00		
Student Lunch Fees			-		
Local Donations/Contributions			4,638.00		
Other Local			-		
Other Local			-		
	TOTAL OTHER LOCAL REVENUES			**$**	**4,888.00**
	TOTAL REVENUES				**5,717,938**

AFFIRMATIONS/DECLARATION

As the authorized lead petitioner, I, Terri Schiavone, hereby certify that the information submitted in this application for the renewal of **Golden Valley Charter School** currently authorized by the **Mesa Union School District** is true to the best of our knowledge and belief; we also certify that this application does not constitute the conversion of a private school to the status of a public charter school; and further, we understand that if awarded a charter, the Charter School:

- Shall meet all statewide standards and conduct the student assessments required, pursuant to Education Code Section 60605 and 60851, and any other statewide standards authorized in statute, or student assessments applicable to students in non-charter public schools. [Ref. Education Code Section 47605(c)(1)]

- Shall declare that it shall be deemed the exclusive public school employer of the employees of the Golden Valley Charter School for purposes of the Educational Employment Relations Act. [Ref. Education Code Section 47605(b)(6)]

- Shall be non-sectarian in its programs, admissions policies, employment practices, and all other operations. [Ref. Education Code Section 47605(d)(1)]

- Shall not charge tuition. [Ref. Education Code Section 47605(d)(1)]

- Shall admit all students who wish to attend the Golden Valley Charter School, and who submit a timely application, unless the Charter School receives a greater number of applications than there are spaces for students, in which case each application will be given equal chance of admission through a public random lottery process. Except as required by Education Code Section 47605(d)(2) and Education Code Section 51747.3, admission to the Charter School shall not be determined according to the place of residence of the student or his or her parents within the State. Preference in the public random drawing shall be given as required by Education Code Section 47605(d)(2)(B). In the event of a drawing, the chartering authority shall make reasonable efforts to accommodate the growth of the Charter School in accordance with Education Code Section 47605(d)(2)(C). [Ref. Education Code Section 47605(d)(2)(A)-(C)]

- Shall not discriminate on the basis of the characteristics listed in Education Code Section 220 (actual or perceived disability, gender, gender identity, gender expression, nationality, race or ethnicity, religion, sexual orientation, or any other characteristic that is contained in the definition of hate crimes set forth in Section 422.55 of the Penal Code or association with an individual who has any of the aforementioned characteristics). [Ref. Education Code Section 47605(d)(1)]

- Shall adhere to all provisions of federal law related to students with disabilities including, but not limited to, Section 504 of the Rehabilitation Act of 1973, Title II of the Americans with Disabilities Act of 1990 and the Individuals with Disabilities Education Improvement Act of 2004.

- Shall meet all requirements for employment set forth in applicable provisions of law, including, but not limited to credentials, as necessary. [Ref. Title 5 California Code of Regulations Section 11967.5.1(f)(5)(c)]

- Shall ensure that teachers in the Charter School hold a Commission on Teacher Credentialing certificate, permit, or other document equivalent to that which a teacher in other public schools is

required to hold. As allowed by statute, flexibility will be given to non-core, non-college preparatory teachers. [Ref. Education Code Section 47605(l)]

- Shall at all times maintain all necessary and appropriate insurance coverage.

- Shall, for each fiscal year, offer at a minimum, the number of minutes of instruction per grade level as required by Education Code Section 47612.5(a)(1)(A)-(D)

- If a pupil is expelled or leaves the charter school without graduating or completing the school year for any reason, the charter school shall notify the superintendent of the school district of the pupil's last known address within 30 days, and shall, upon request, provide that school district with a copy of the cumulative record of the pupil, including a transcript of grades or report card and health information. [Ref. Education Code Section 47605(d)(3)]

- Shall maintain accurate and contemporaneous written records that document all pupil attendance and make these records available for audit and inspection. [Ref. Education Code Section 47612.5(a)(2)]

- Shall on a regular basis consult with its parents and teachers regarding the Charter School's education programs. [Ref. Education Code Section 47605(c)]

- Shall comply with any jurisdictional limitations to locations of its facilities. [Ref. Education Code Sections 47605 and 47605.1]

- Shall comply with all laws establishing the minimum and maximum age for public school enrollment. [Ref. Education Code Sections 47612(b) and 47610]

- Shall comply with all applicable portions of the Elementary and Secondary Education Act ("ESEA"), as reauthorized and amended by the Every Student Succeeds Act ("ESSA").

- Shall comply with the Public Records Act.

- Shall comply with the Family Educational Rights and Privacy Act.

- Shall comply with the Ralph M. Brown Act.

- Shall meet or exceed the legally required minimum of school days. [Ref. Title 5 California Code of Regulations Section 11960]

_____ _____

Terri Schiavone, Lead Petitioner Date

Golden Valley Charter School
Charter

Introduction

This charter school shall be known as Golden Valley Charter School ("GVCS" or the "Charter School"). GVCS's TK-12 program is fully accredited by the Western Association of Schools and Colleges. GVCS meets the legal requirements for renewal, as defined in Education Code Section 47607. In accordance with Education Code Section 47605(a)(5)(A), the charter school will be located outside the boundaries of the school district, but within the county in which the Mesa Union Elementary School District is located because the school has attempted to locate a single site or facility to house its program which is suitable within the Mesa Union Elementary School District, and no such site is available. GVCS has on file a certified document from a real estate agent that no such site is available. GVCS will be located at 3585 Maple St., Ste. 101, Ventura, CA. In order to be eligible for renewal, GVCS must meet at least one of the criteria for renewal set forth in Education Code Section 47607(b).

GVCS meets the criteria set forth in Education Code Section 47607(b)(2) by ranking in deciles 4 to 10, inclusive, on the API in the prior year. GVCS ranked in decile 6 in 2013, the most recent year an API score was reported.

The academic performance of GVCS students is also at least equal to the academic performance of students in Ventura County, the State of California, and the school district in which the charter school is located.

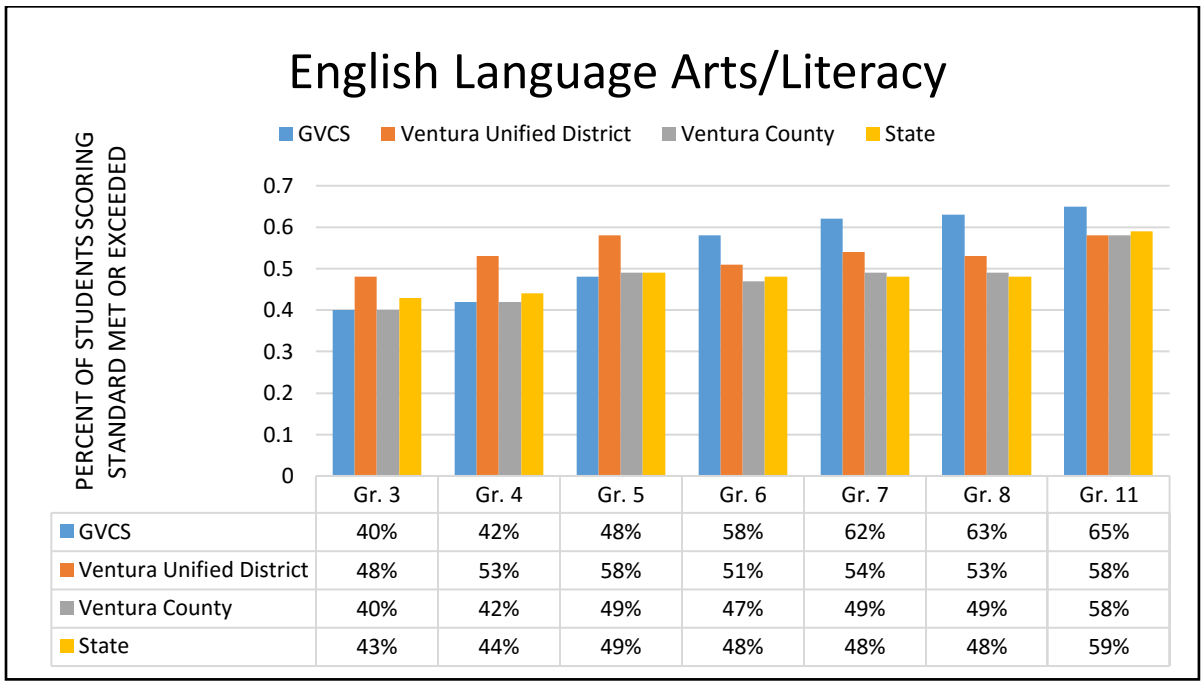

	Gr. 3	Gr. 4	Gr. 5	Gr. 6	Gr. 7	Gr. 8	Gr. 11
GVCS	40%	42%	48%	58%	62%	63%	65%
Ventura Unified District	48%	53%	58%	51%	54%	53%	58%
Ventura County	40%	42%	49%	47%	49%	49%	58%
State	43%	44%	49%	48%	48%	48%	59%

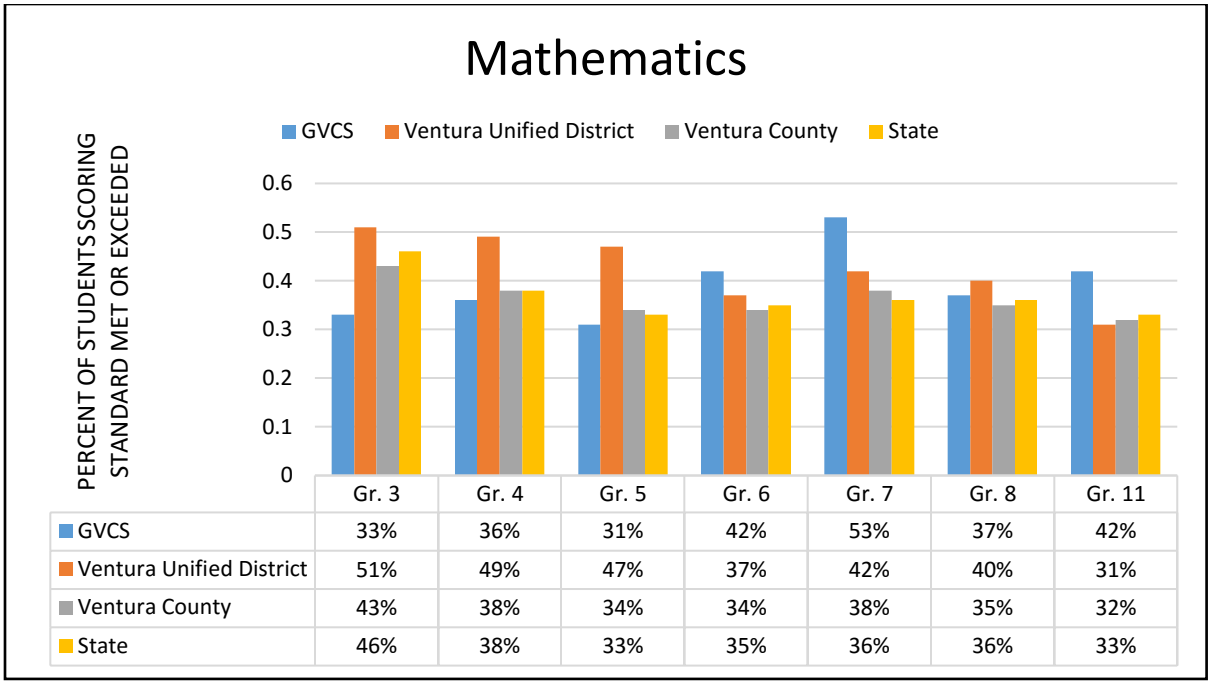

	Gr. 3	Gr. 4	Gr. 5	Gr. 6	Gr. 7	Gr. 8	Gr. 11
GVCS	33%	36%	31%	42%	53%	37%	42%
Ventura Unified District	51%	49%	47%	37%	42%	40%	31%
Ventura County	43%	38%	34%	34%	38%	35%	32%
State	46%	38%	33%	35%	36%	36%	33%

GVCS also meets the criteria of Education Code Section 47607(a)(3), which requires authorizers to consider increases in pupil academic achievement for all groups and subgroups as the most important factor in whether to grant a charter approval. The 2015 and 2016 CAASPP scores, below, provide evidence of increases in pupil academic achievement for all groups as subgroups.

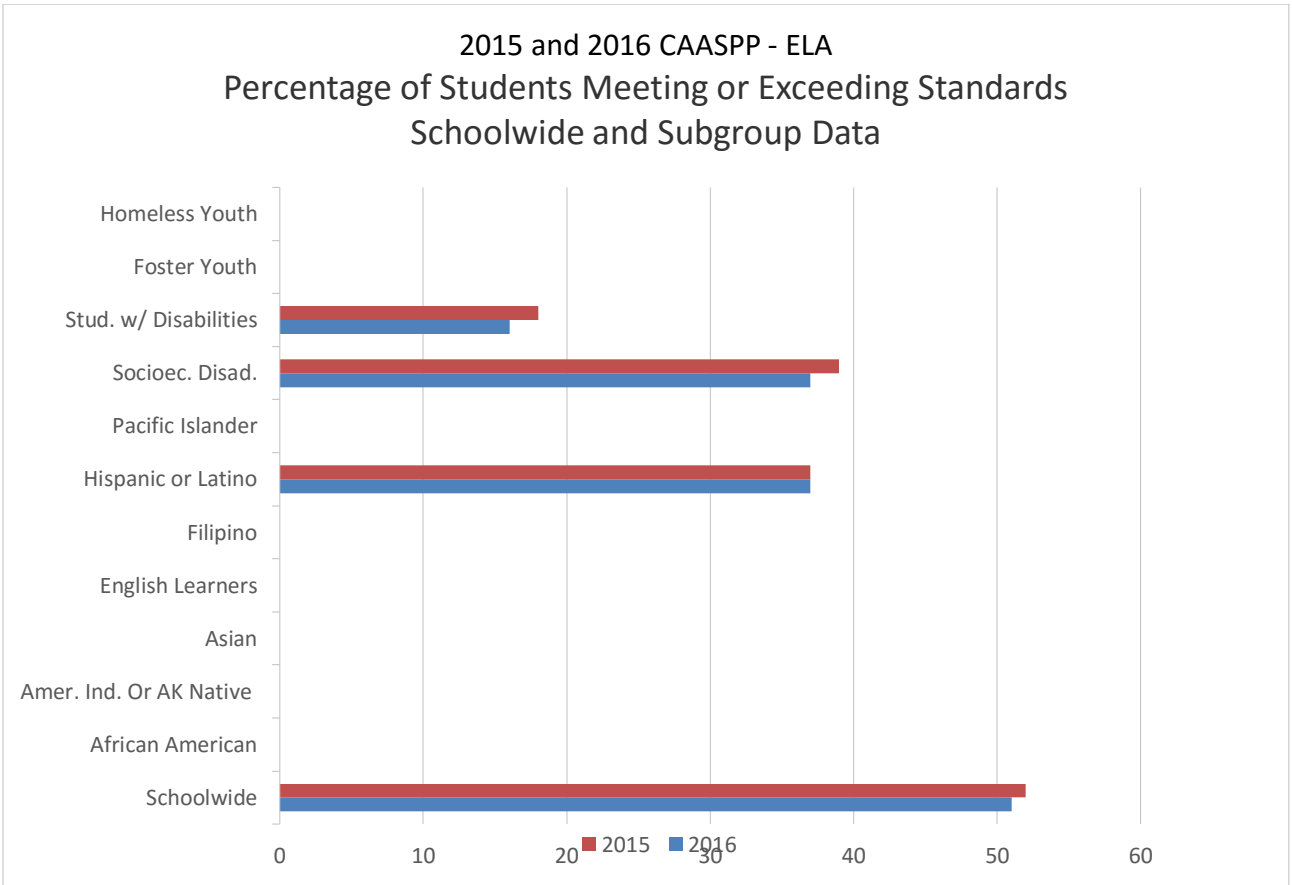

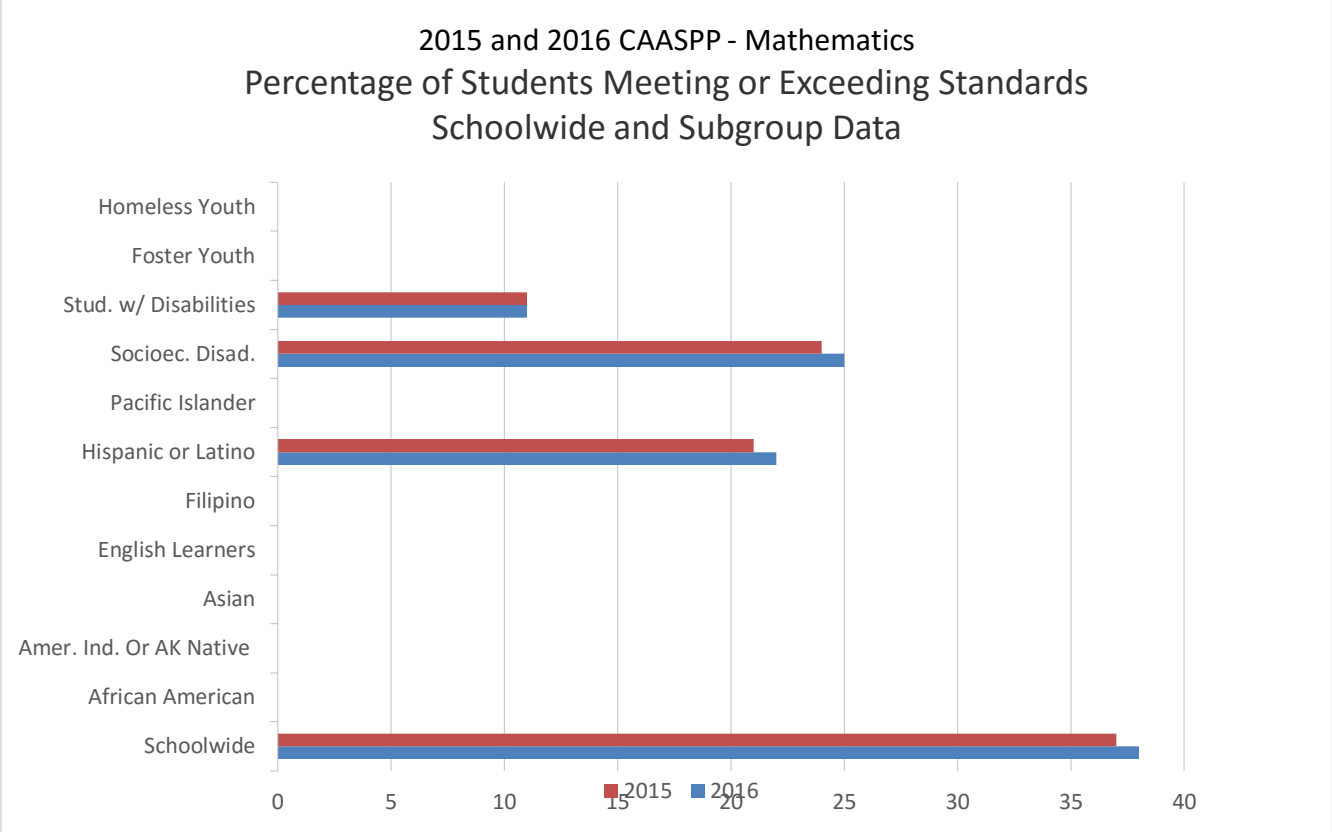

Finally, GVCS's annual programmatic report, which is submitted to the District directly, contains additional data that supports renewal.

Element 1: Educational Program Description

GVCS will be open to all students in grades TK-12, and will be nonsectarian in its programs, admission policies, employment practices, and all other operations. GVCS will specifically target students seeking a non-traditional educational setting in which parents have the ability to make choices related to the education of their children, and may educate their children at home. We will attract students whose parents desire to play a more important role in the child's education, and seek a personalized curriculum in which their children will be challenged and motivated. GVCS will educate students with a wide range of learning strengths, styles, and needs by providing curricular choices and instructional methods and materials which reflect a student's learning style, are appropriate to the student's developmental level, and allows flexibility for the student to progress at his/her own pace, while challenging his/her capabilities.

GVCS shall not charge tuition, and shall not discriminate against any pupil on the basis of the characteristics listed in Education Code Section 220 (actual or perceived disability, gender, gender identity, gender expression, nationality, race or ethnicity, religion, sexual orientation, or any other characteristic that is contained in the definition of hate crimes set forth in Section 422.55 of the Penal Code or association with an individual who has any of the aforementioned characteristics).

Students who attend GVCS will be educated through individually designed curricula, which may include, but are not limited to, home-based learning programs, site-based learning programs, cooperative school programs and classes, apprenticeships, on-the-job training, community-based educational programs, group seminars, distance learning via current technology, and supplemental learning projects.

Parents who enroll their children in GVCS shall, through specific enrollment and curriculum contracts,

accept responsibility for their children's education. GVCS will support its students and parents with appropriate educational materials, and with a team of Education Facilitators and Certificated Support Staff. GVCS Education Facilitators and Certificated Support Staff shall advise and assist parents and students in all aspects of student education pursuant to relevant contracts. Meetings between the GVCS Education Facilitator, students, and parents must be no more than 20 school days apart, and may be as frequent as once a week. Meetings will be in either the student's home or other mutually agreed upon site, based on the desires of the parents. GVCS strongly prefers that these meetings occur in person, but the Executive Director or designee will consider telephone or video-conference meetings on a case-by-case basis.

Each minor student and at least one parent, and each adult student, with the assistance of GVCS Education Facilitators and Certificated Support Staff, shall design, consistent with GVCS student standards and policies, appropriate curricula based upon the student's educational needs and objectives, and shall sign one or more contracts with GVCS that clearly describes the student's individual educational goals and curriculum for each school year the student is enrolled with GVCS. All curricula shall describe the student's course(s) of study, the chosen method(s) of ascertaining competence in designated course(s) of study, and if applicable, the credit(s) the student will receive upon successfully demonstrating competence and completing the course of study. Curricula and materials shall adhere to the Common Core State Standards, Next Generation Science Standards, and other applicable standards adopted by the State Board of Education.

For purposes of this charter, "parent(s)" includes guardian(s). Any parent(s) or legally responsible entity may designate an alternate party to act in place of the parent(s).

GVCS identifies an educated person in the twenty-first century as a person who is literate, can understand and function sufficiently in the world around him or her, has an overview of the history of mankind in all its diversity, has an understanding of United States Political Processes, has an ability to solve mathematical problems and to think scientifically, and has the values necessary to enhance the world in which he or she lives. This person is one who has realized his or her own special interests, talents, or abilities, whether it is in the arts, sciences, or other areas. It is the goal of this charter school to help students become educated individuals who are intrinsically motivated to learn, and who have diverse yet well-developed interests.

Mission Statement

Golden Valley Charter School, in partnership with our parents and our community, cultivates intrinsic motivation, diverse interests, and twenty-first century literacy in students through a Personalized Learning model. As an accredited TK-12 school, GVCS balances flexibility with accountability for students seeking a non-traditional educational setting.

This Charter School's parents, students, and Education Facilitators believe that the best learning occurs when:

- Each curriculum is tailored to an individual student's learning styles.
- One-to-one teaching is used as appropriate.
- Real life context-based learning is emphasized.
- There is supplemental enrichment through classroom instruction, independent learning, field trips, apprenticeships, and appropriate uses of technology, etc.
- Schooling is viewed as one aspect of an education.
- The entire community serves as the school campus.
- Interesting, worthwhile learning opportunities are provided that will stimulate the interests of each

student.

Objectives of GVCS include, but shall not be limited to the following:

- GVCS students will perform and achieve as well as or better than students in traditional California public schools, based on annual state assessment scores.
- Students will be intrinsically motivated.
- Students will achieve competency in basic academic skills.
- Students will be enabled to become self-motivated, competent and lifelong learners.

Opportunities will be provided for students to explore their potential in the performing and living arts and in the appropriate use of technology. Students will recognize and use their strongest skills and abilities and improve in areas where they are weak. GVCS will operate on the understanding that all students have different learning styles, abilities and background experiences. As important as "what" students learn is "how" they learn. The former may be viewed as the end goal of education while the latter is the road leading to it. GVCS will support learning and assessment modalities based on current research that identifies best practices regarding how students learn.

The core academic subjects for Golden Valley Charter School are: English, Mathematics, Science and Social Science.

<u>Accreditation and High School</u>

GVCS will continue to pursue accreditation through the Western Association of Schools and Colleges (WASC) throughout the renewal term, and most, if not all, courses offered will be A-G approved. Courses offered by the charter school that are accredited by the Western Association of Schools and Colleges may be considered transferable and courses approved by the University of California or the California State University as creditable under the "A" to "G" admissions criteria may be considered to meet college entrance requirements. GVCS high school students will receive information on the transferability of courses to other public high schools and how said courses meet college entrance requirements for the University of California and California State University through individual meetings with his/her assigned Education Facilitator. GVCS Education Facilitators will receive annual training in these requirements.

GVCS High School Graduation Requirements

GVCS requires a minimum of 205 credits on the high school transcript, in order to receive a high school diploma. The credits must be achieved through the following minimum requirements, within each of our 6 (six) growth areas:

1. English-Language Arts – 3 years (30 credits)
2. Mathematics – 2 years (20 credits) *Students must successfully complete Algebra 1, in high school or prior to entering high school. Algebra 1 completed prior to 9th grade does not count towards the 20-credit math requirement.*

History-Social Science – 30 credits
World History – 1 year (10 credits)
United States History – 1 year (10 credits)
Economics – 1 semester (5 credits)
American Government – 1 semester (5 credits)
3. Science – 2 years (20 credits)
1 year (10 credits) must be a physical science (e.g. Chemistry, Physics, etc.)
1 year (10 credits) must be a life science (e.g. Biology)

4. Life Skills – 45 credits

Physical Education – 2 years (20 credits)
Health – 1 semester (5 credits)
Technology – 1 semester (5 credits)
Life Skills Electives – 3 semesters (15 credits) *Life Skills Electives course titles include: Career Exploration; up to 5 additional credits of Computer/Technology, beyond the 5 credits required (for a total of up to 10 credits in Computer/Technology); Driver's Education; Driver's Safety & Awareness; Family Studies; First Aid; Keyboarding; Leadership; Life Skills; Nutrition; and Personal Finance. Health is a one semester, 5-credit class; no additional credits may be awarded for additional course work under the Health title. Additional PE credits beyond 20 and/or Computer/Technology credits beyond 10 will count as Special Interests Elective credits.*

5. Special Interests – 12 semesters (60 credits)

1 year (10 credits) must be a Language other than English or a Visual or Performing Art or Career Technical Education course
All students must take at least one semester-length course utilizing an online curriculum. The online course may be taken in any subject area.

English Language Learner Program

All EL students will be ELPAC tested upon enrollment according to legal guidelines. GVCS believes that all students who are not proficient in the English language need every opportunity to be able to become proficient. GVCS will train its Education Facilitators to work with the parents and student to identify the student's areas of weakness so that appropriate curriculum and resources can be provided to assist the student in becoming proficient throughout the educational process. GVCS will administer the ELPAC annually until the student is proficient.

Special Education:

GVCS and the Mesa Union School District pledge to work in cooperation with the Ventura Special Education Local Plan Areas ("SELPA") to ensure that a free and appropriate public education is provided to all students identified as having exceptional needs, and qualifying for special education as outlined in the Individuals with Disabilities Education Improvement Act ("IDEIA") and the California Education Code.

GVCS will function as a public school of the Local Education Agency ("LEA") that granted the charter for purposes of providing special education and related services pursuant to Education Code Section 47641(b). Funds to provide services for identified students will be appropriated to GVCS through the SELPA based on the SELPA funding model. The Charter School and the district shall work in good faith to document the specific terms of this relationship in an annual Memorandum of Understanding.

Element 2. Measurable Pupil Outcomes

The measurable pupil outcomes or Expected Schoolwide Learning Results (ESLRs), for purpose of this part, means the extent to which all pupils of the school demonstrate that they have attained the skills, knowledge, and attitudes specified as goals in the school's educational program aligned with the California State Frameworks and content Standard. Students will demonstrate competency in six (6) growth area goals. The extent to which students achieve these goals is determined by mastery of the student standards

and by demonstrated proficiency on state mandated assessments and passing courses in the growth areas:

Growth Area #1 English-Language Arts

ESLR: Students read, write, listen and speak effectively.

1. *Growth Area Standards:*

- Reads actively and derives meaning from written media.
- Reads for a variety of purposes.
- Uses knowledge of word origins and relationships to determine the meaning of new words encountered in reading materials.
- Engages in literary response and/or analysis.
- Comprehends, analyzes, and uses information effectively.
- Writes with a command of standard English conventions.
- Uses correct spelling conventions.
- Supports statements using facts, theory, and/or opinion.
- Adjusts content, tone, and/or style of writing and/or speaking for purpose and audience.
- Speaks with a command of standard English conventions.
- Demonstrates appropriate listening and/or speaking strategies.
- Organizes ideas in a variety of ways.

Growth Area #2 Life Skills

ESLR: Students understand and function in their community and/or the world around them.

Growth Area Standards:

- Uses technology effectively.
- Participates in activities that develop strength, endurance, and personal fitness.
- Realizes the effects of healthful choices, habits and lifestyle.
- Demonstrates skills to develop, prepare for, and achieve life goals.
- Demonstrates involvement in his/her community, effectively using and/or replenishing community resources.

Growth Area #3 History-Social Science

ESLR: Students are literate in history and social sciences and comprehend democratic processes and civic values.

Growth Area Standards:

- Demonstrates knowledge and cultural understanding in history by:
    - Identifying relationships between past and present events or situations.
    - Identifying cause and effect – people, events or situations influencing an action or result.
    - Making comparisons.
    - Classifying events and situations as political, economic, social and/or intellectual.
    - Using information from the past and the present to draw conclusions about the future.
    - Understanding the extent of time.
- Demonstrates knowledge and cultural understanding in geography.
- Demonstrates knowledge and cultural understanding in economics.

- Demonstrates development of democratic understanding and civic values, including our nation's identity, Constitutional heritage and civic values, rights, and responsibilities.
- Identifies and understands the structures, operations, and relationships of government in the United States.
- Understands world political processes as they apply to the history and relationships of world governments.

Growth Area #4 Mathematics

ESLR: Students apply mathematical principles and operations to solve problems.

Growth Area Standards:

- Demonstrates knowledge of basic skills, conceptual understanding, and problem solving:
    - In number sense.
    - In operations.
    - In algebra and functions.
    - In measurement and geometry.
    - In statistics, data analysis, and probability.
    - In mathematical reasoning.
- Solves problems that make demands in one or more of these aspects of the solution process: problem formulation; problem implementation; and problem conclusion.
- Communicates his/her knowledge of basic skills, understanding of concepts and his/her ability to solve problems.

Growth Area #5 Science

ESLR: Students apply scientific concepts and skills to ask and answer questions about natural processes and/or phenomena.

Growth Area Standards:

- Has knowledge of scientific facts, concepts, principles, and theories related to the life sciences.
- Has knowledge of scientific facts, concepts, principles, and theories related to the physical sciences.
- Observes, compares, orders, and categorizes characteristics and behaviors.
- Makes predictions and/or inferences about unknown or unseen process based on observable factors.
- Applies knowledge and thought processes to explain his/her world and solve problems.
- Communicates ideas.
- Develops his/her abilities in investigation and experimentation while learning the methods and skills of scientific inquiry.

Growth Area #6 Special Interests

ESLR: Students explore and pursue their own special interests, talents, and abilities.

Growth Area Standards:

- Identifies and explores his/her own interests, talents and abilities.
  AND one of the following two (2) standards must be achieved:

· Attains proficiency in listening to, speaking in, reading in, and writing in a language other than English.

OR

· Participates in the visual/performing arts, emphasizing the following strands: artistic perception; creative expression; historical and cultural context; aesthetic valuing; and connections, relations, and applications**.**

Alignment of Outcomes to the Eight State Priorities

Pursuant to Education Code Section 47605(b)(5)(B), the Charter School's school-wide and pupil outcome goals and performance targets aligned to the Eight State Priorities that apply for the grade levels served, or the nature of the program operated by the Charter School, and methods for measuring progress, can be found in the Charter School's LCAP. The current LCAP is on file with the District and is also available on our website at http://www.goldenvcs.org/about-us/required-documents.

Charter School Goals and Actions to Achieve the Eight State Priorities

Pursuant to Education Code Section 47605(b)(5)(A)(ii), the Charter School's annual goals to be achieved in the Eight State Priorities school-wide and for all pupil subgroups, as described in Education Code Section 52060(d), and specific annual actions to achieve those goals, can be found in the Charter School's Local Control Accountability Plan ("LCAP"). The current LCAP is on file with the District and is also available on our website at http://www.goldenvcs.org/about-us/required-documents.

The Charter School shall annually update and develop the LCAP in accordance with Education Code Section 47606.5 and shall use the LCAP template adopted by the State Board of Education. The Charter School shall submit the LCAP to the District and County Superintendent of Schools annually on or before July 1, as required by Education Code Section 47604.33.

The LCAP and any revisions necessary to implement the LCAP shall not be considered a material revision to the charter, and shall be maintained by the Charter School at the school site.

Element 3: Methods of Measuring Student Progress

To ensure that students are achieving growth sufficient to meet at least one of the renewal criteria in Education Code Section 47607 and to ensure that students are meeting or exceeding standards on the California Assessment of Student Performance and Progress ("CAASPP"), the Charter School has established the aforementioned six growth areas that will be documented by the Education Facilitators during the monthly learning plan meetings.

The Charter School shall annually administer all mandated state assessments. These test results will be used to determine if the Charter School's students meet or exceed the statewide average percentage of students meeting or exceeding standards in English Language Arts and Mathematics.

Certificated Education Facilitators shall consider each student's individual abilities, interests, and talents in utilizing state assessment results to devise an educational plan that will result in growth on state assessments. The Charter School's performance, as indicated by the applicable statewide accountability metric and growth targets, will be deemed evidence of the level of success associated with the Charter School's educational program. The District recognizes that accuracy of a metric and performance on

growth targets in an individual year may be inconclusive, so it will examine these results as a whole for the five-year period of the charter to assess the relative success of the program.

Additionally, student progress will be assessed through a variety of the following:

- School administered assessments
- Monthly review of work
- Annual portfolios
- Parent, student, and Education Facilitator observation
- Norm and criterion referenced tests
- Student demonstrations
- Student grades
- Student work samples
- Student self-evaluation

Element 4: Governance Structure

This section meets the requirements of California Education Code Section 47605(b)(5)(D): The governance structure of the school, including, but not limited to, the process to be followed by the school to ensure parental involvement.

GVCS is a California Nonprofit Public Benefit Corporation pursuant to California Law. The Charter School will be governed pursuant to the corporate Bylaws, Charter, MOU, and policies and regulations established by the governing board. The governing board's roles and responsibilities will include establishing and evaluating all major educational and operational policies in accordance with charter legislation and the elements of the charter petition, including, but not limited to, personnel, instructional program, budget, student welfare, facility oversight, dispute resolution, public relations, community outreach, and ongoing communication with the granting agency; selecting and evaluating the top administrative staff; approving all contracts; and approving the Charter School's annual budget and overseeing the Charter School's fiscal affairs.

<u>Governing Board:</u>
The membership of the GVCS governing board includes the following:

a. Two (2) parents of actively enrolled students
b. A representative designated by the Mesa Union School District
c. Two (2) representatives from the community

Each member shall have one vote. Said vote shall be cast only by the designated representative who is in physical attendance. No proxy or absentee votes shall be permitted. A vote of the majority of those members present at a meeting shall be sufficient to constitute action, provided a quorum is present.

All meetings of the governing board shall comply with the Ralph M. Brown Act (Chapter 9 (commencing with Section 54950) of Division 2 of Title 5 of the Government Code), and be located within Ventura County. GVCS, its officers, and employees will comply with any and all prohibitions against conflict of interest, including but not limited to, Government Code Section 1090 and the Political Reform Act. The corporation's bylaws and conflict of interest policy shall be amended to comply with the provisions of Government Code 1090. In the event of a conflict between the provisions of the charter and the provisions

of the bylaws, the charter shall prevail.

GVCS practices and policies will ensure parental involvement. Parents will have the ability to:

- Participate in developing instructional plans, including curriculum selection and methods for instruction.
- Participate in daily delivery of instruction.
- Provide input into schoolwide projects and decision making.
- Provide feedback on the educational program through an annual parent satisfaction survey.
- Participate on a school accreditation committee.
- Participate in and attend schoolwide events including fieldtrips, open houses, school spelling bees, and commencement exercises.

The day-to-day operation and management of GVCS will be provided by the administrative staff, as determined by the GVCS governing board, and pursuant to the current bylaws of the Charter School.

Element 5: Qualifications to be Met by Individuals to be Employed by the Charter

All Charter School students will be assigned to an Education Facilitator who shall hold an appropriate Commission on Teacher Credentialing issued credential, certificate, permit or other document for his/her teaching assignment. GVCS may hire additional certificated and non-certificated personnel to assist in providing supplementary instruction, and management and support services. All staff of GVCS will have the necessary qualifications, skills, and experience to fulfill their job descriptions. These documents and job descriptions shall be maintained on file at the Charter School headquarters and shall be subject to periodic inspection upon request by the chartering authority.

Element 6: Health and Safety

GVCS shall comply with all of the requirements of Education Code section 44237, 45125.1 and 45122.1 to ensure the safety of employees and students. GVCS will comply with all applicable laws, including the Family Education Rights and Privacy Act and those concerning immunization, health and safety, child abuse reporting and related issues for both employees and students. All employees of GVCS will furnish criminal record summaries and receive Department of Justice ("DOJ") clearance and shall have tuberculosis clearance prior to beginning employment at GVCS.

Element 7: Racial and Ethnic Balance

The means by which GVCS will achieve a racial and ethnic balance among its students that is reflective of the general population residing within the territorial jurisdiction of the school district to which the charter petition was submitted will consist of public announcements of the Charter School's program that will neither encourage nor discourage any particular racial or ethnic group from gravitating to the Charter School. GVCS will maintain information concerning the ethnicity of all the Charter School students, and if the balance is not reflective of that of the sponsoring district, a committee of school parents, teachers, GVCS staff and a District representative may meet to discuss the imbalance and explore available options to remedy the situation, which may include additional outreach alternatives.

Element 8: Admission Requirements

Students will be considered for admission without regard to race or ethnicity, nationality, gender, gender identity, gender expression, religion, sexual orientation, or disability, or any other characteristic described

in Education Code Section 220. Students will be placed on a prospective student list once all required paperwork has been submitted, including, but not limited to, immunization and health report information. After admission, parents of special education students must either provide a copy of their child's most recent IEP, or a copy of all assessment reports if a student does not have an IEP, but was evaluated for special education. Parents may provide the Charter School with a signed form authorizing the current school of placement to release a copy of the IEP or assessment reports in lieu of providing the IEP or assessment reports. Prior to enrollment, all parents and students must read the GVCS Charter and Independent Study Policy, and sign the Master Student Agreement indicating an agreement to abide by the charter's philosophy, program, and other applicable requirements and responsibilities. Parents and students will sign the master student agreement for each semester of enrollment, which outlines the distribution of educational responsibilities, student educational goals, objectives, methods of evaluation, and additional rights and responsibilities of the parents and students, including special education services offered by the Charter School. All students' continued enrollment shall be dependent upon compliance with the Master Student Agreement.

Charter schools are schools of choice. GVCS shall admit all pupils who wish to attend the Charter School. All students in the MUSD, neighboring districts, and TK-12 students residing in counties immediately adjacent to Ventura County are eligible to attend Golden Valley Charter School. If more students apply than can be admitted, the following admission processes will be followed:

In the event the number of students wishing to attend the Charter School exceeds the Charter School's capacity, a lottery system will be used to determine those selected to attend. Admission preference will be given to siblings of current students and to those students residing within MUSD boundaries and then to students who live in other communities and counties. In order to serve a racially, economically, and geographically diverse population, GVCS will develop an admissions process designed to reach out to all families and to enable the Charter School to have a diverse student body.

GVCS will be open to all students, including those with special education needs. GVCS will support the administration of special education services at the school site and participate in the "search/child find" efforts of the SELPA. The staff of GVCS will be instructed regarding proposed Special Education "search/child find" efforts and referral procedures.

GVCS shall comply with all laws establishing minimum age for public school attendance. For a maximum age limit, the Charter School shall only allow pupils over 19 years of age to attend if they have been and are continuously enrolled in public school and are making satisfactory progress towards a high school diploma.

Element 9: Audit of Financial Operations

Financial Audit:

An audit firm selected by the GVCS Board of Directors will perform the GVCS financial audit. This audit will be paid for by GVCS. The audit will verify the accuracy of the GVCS financial statements, attendance and enrollment accounting practices, and review GVCS's internal controls. The audit will be conducted in accordance with generally accepted accounting principles applicable to the GVCS charter. To the extent required under applicable federal law, the audit scope will be expanded to include items and processes specified in any applicable Office of Management and Budget Circulars.

The annual audit will be completed and forwarded to the Chief Business Official of the MUSD, the County Superintendent of Schools, the State Controller, and the California Department of Education by December 15 of each year.

The GVCS business management will review any audit exceptions or deficiencies and report to the GVCS's Board of Directors with recommendations on how to resolve them. The Board of Directors will report to the MUSD Board of Education regarding how the exceptions and deficiencies have been or will be resolved. Any disputes regarding the resolution of audit exceptions and deficiencies will be referred to the dispute process contained in Element 14 and resolved to the satisfaction of the district.

In order for the MUSD to meet its fiscal oversight and reporting responsibilities, GVCS will adhere to the financial and budgetary reporting requirements, timelines, recommendations, annual business review, and reporting standards prescribed by the MUSD. The specific documents, timelines and work plan will be delineated as part of a separate oversight/business services memorandum of understanding.

Programmatic Audit:

The Charter School will compile and provide to the District an annual performance audit. This audit will, at a minimum, include the following data:

A. Summary of data showing student progress toward the goals and outcomes specified in the Charter using the assessment instruments and techniques listed in the Charter.

B. Information reflecting the Charter School has complied with any applicable high school exit examination.

C. Analysis of whether student performance is meeting the goals specified in the Charter. This data will be displayed on both a school-wide basis and dis-aggregated by major racial and ethnic categories to the extent feasible without compromising student confidentiality.

D. Data on the level of parent involvement in the Charter School's governance (and other aspects of the Charter School, if applicable) and a summary of data from an annual parent and student satisfaction survey, together with a summary of actions taken or planned to correct deficiencies or improve results in the foregoing.

E. Data regarding the number of staff working at the Charter School and their qualifications.

F. A copy of the Charter School's health and safety policies and/or a summary of any major change to those policies during the year, as well as a summary of all health and safety issues arising since the last report, and a summary of actions taken or planned to correct deficiencies or improve results in the foregoing.

G. Analysis and comparison of the racial and ethnic makeup of charter pupils as compared to the general population of residents within the territorial boundaries of the District, including outreach actions taken to strive to achieve the charter pupil population is reflective of the general population of the District.

H. Analysis of the Charter School's admissions practices, data regarding the numbers of students enrolled, dis-enrolled, denied admission and the reasons therefore, the number on waiting lists, and information on any plans for expansion to accommodate more pupils, including those on the waiting lists.

I. Analysis of the effectiveness of the Charter School's internal and external dispute mechanisms, and data on the number and resolution of disputes and complaints.

J. Other information regarding the educational program and the administrative, legal, and governance operations of the Charter School relative to compliance with the terms of the charter, generally.

GVCS and MUSD will jointly develop the content, evaluation criteria timelines, and process for the annual performance reports.

GVCS and MUSD will also jointly develop an annual site visitation process and protocol to enable the MUSD to gather information needed to confirm the GVCS performance and compliance with the terms of this Charter.

Element 10: Suspension and Expulsion Procedures

Students may be suspended or expelled from the Charter School according to the Charter School's suspension and expulsion policy. (See attachment A.)

Element 11: STRS, PERS, and Social Security Participation

All employees leaving the MUSD to work at GVCS shall enjoy the same employee benefits as all other employees of GVCS with similar job classifications. GVCS provides STRS to certificated staff and provides PERS and Social Security to non-certificated staff.

Element 12: Public School Alternatives

Attendance at GVCS is entirely voluntary on the part of the students who enroll. Attendance at district of residence public schools shall be an option for all students who do not choose to attend this Charter School. Parents and guardians of each student enrolled in the Charter School will be informed that students have no right to admission in a particular school of a local education agency as a consequence of enrollment in the Charter School, except to the extent that such a right is extended by the local education agency.

Element 13: Rights of Employees Leaving the District

Persons employed by GVCS shall not be deemed to be employees of the MUSD for any purpose whatsoever. Employees who leave the MUSD to work at GVCS have no rights of return to the MUSD and they are not being granted a leave of absence from their District employment unless the MUSD provides the employee with that option.

Element 14: Procedures for Resolving Disputes Relating to Provisions of the Charter

Any dispute between GVCS and the sponsoring district (collectively "the Parties") shall be resolved in accordance with the following procedure. The term dispute means any alleged violation, misinterpretation, or misapplication of a specific provision of this Charter or the MOU between the parties, which does not constitute a severe and imminent threat to the health and safety of pupils.

The Charter School and the District will be encouraged to attempt to resolve any disputes with the District amicably and reasonably without resorting to formal procedures.

In the event of a dispute between the Charter School and the District, Charter School staff, employees and Board members of the Charter School and the District agree to first frame the issue in written format ("dispute statement") and to refer the issue to the District Superintendent and Executive Director of the Charter School, or their respective designees. In the event that the District Board of Education believes

that the dispute relates to an issue that could lead to revocation of the charter in accordance with Education Code Section 47607, the Charter School requests that this shall be noted in the written dispute statement, although it recognizes it cannot legally bind the District to do so. However, participation in the dispute resolution procedures outlined in this section shall not be interpreted to impede or act as a pre-requisite to the District's ability to proceed with revocation in accordance with Education Code Section 47607 and its implementing regulations.

The Superintendent and Executive Director, or their respective designees, shall informally meet and confer in a timely fashion to attempt to resolve the dispute, not later than five (5) business days from receipt of the dispute statement. In the event that this informal meeting fails to resolve the dispute, both parties shall identify two Board members from their respective boards who shall jointly meet with the Superintendent and Executive Director, or their respective designees, and attempt to resolve the dispute within fifteen (15) business days from receipt of the dispute statement.

If this joint meeting fails to resolve the dispute, the Superintendent and Executive Director, or their respective designees, shall meet to jointly identify a neutral third party mediator to engage the parties in a mediation session designed to facilitate resolution of the dispute. The format of the mediation session shall be developed jointly by the Superintendent and Executive Director, or their respective designees. Mediation shall be held within sixty (60) business days of receipt of the dispute statement. The costs of the mediator shall be split equally between the District and the Charter School. If mediation does not resolve the dispute either party may pursue any other remedy available under the law. All timelines and procedures in this section may be revised upon mutual written agreement of the District and the Charter School.

Element 15: Closure Procedures

In the event that GVCS closes, the assets and liabilities of the Charter School will be donated to another California public charter school. The governing board members will attend to enumerating and disposing of the assets and liabilities as directed in the bylaws and the Board Treasurer shall ensure that a final audit of the Charter School's assets and liabilities is performed.
Parents or guardians of students will be provided with a printed transcript of their academic progress at the Charter School, along with other relevant information. Thus, in the event of a school closure, parents and students will possess an independent copy of potentially necessary pupil records.

The Charter School's governing board shall transfer student records to the school district of residence. If no district of residence can be determined for some students after a good faith effort to do so, MUSD shall maintain the records. No student records shall be destroyed.

GVCS shall ensure that all procedures required under Title 5 California Code of Regulations Section 11962 are completed as part of the close out process. The costs of the close out process shall be paid out of the GVCS reserve fund.

Impact on the District

If GVCS is granted use of certain facilities located at the Mesa Union School, GVCS agrees to pay MUSD the actual supervision and oversight charges up to 3% of the GVCS revenue in return for rent free use of these facilities.

Details of any business or administrative services, special education services, costs, and funding between the District and the Charter School shall be detailed in a Memorandum of Understanding.

GVCS agrees to pay MUSD actual costs up to 1% of the GVCS revenue for supervisorial oversight if not utilizing rent free facilities from MUSD.

In the event of changes to state law or regulations applicable to charter schools enacted subsequent to granting this Charter, which are inconsistent with the terms of this Charter, the parties agree to amend this Charter and any applicable MOU provisions to accord with any such changes.

Other Financial Requirements

GVCS shall maintain in effect a comprehensive range of insurance coverage, commensurate with that of other public schools and/or nonprofit organizations of similar type and size, to protect both itself and the MUSD. Details of this policy will be outlined in a Memorandum of Understanding.

Contracts, purchase orders, loans or other financial transactions shall be unenforceable against the MUSD and shall be the sole responsibility of GVCS.

Amendments of the Charter

The GVCS charter may be amended by a written agreement of the GVCS Board of Directors and the MUSD Board of Trustees. A material revision to the charter may, at the election of the MUSD Board of Trustees, necessitate obtaining the consent and/or support of parents of at least one-half the current pupils, or at least one-half the current certificated staff.

Term of the Charter

The term of this charter shall be for five years and may be renewed for subsequent five-year terms by the MUSD Board of Trustees. The Board of Trustees must act to renew or not renew this Charter no later than six (6) months prior to the date this Charter expires or upon a mutually agreed deadline. The MUSD Board of Trustees shall not be required to take any action on renewal of the charter until it has been presented with a written request for renewal by GVCS.

The term of this charter shall begin on July 1, 2017, and if it is not renewed as provided herein, shall expire on June 30, 2022.

Revoking the Charter

The Board of Trustees may revoke the Charter if it finds that GVCS did any of the following:

1. Committed a material violation of any of the conditions, standards, or procedures set forth in the charter or MOU;
2. Failed to meet or pursue any of the pupil outcomes identified in the Charter;
3. Failed to meet generally accepted accounting principles, or engaged in fiscal mismanagement;
4. Violated any provision of the law.

Revocation procedures shall comply with applicable law.

_____	_____
Superintendent/Designee Mesa Union School District	Executive Director Golden Valley Charter School
_____	_____
Date	Date

Attachment A

SUSPENSION AND EXPULSION PROCEDURES

This Pupil Suspension and Expulsion Policy has been established in order to promote learning and protect the safety and well-being of all students at the Charter School. In creating this policy, the Charter School has reviewed Education Code Section 48900 *et seq.* which describes the noncharter schools' list of offenses and procedures to establish its list of offenses and procedures for suspensions and expulsions. The language that follows closely mirrors the language of Education Code Section 48900 *et seq.* The Charter School is committed to annual review of policies and procedures surrounding suspensions and expulsions and, as necessary, modification of the lists of offenses for which students are subject to suspension or expulsion.

When the Policy is violated, it may be necessary to suspend or expel a student from regular classroom instruction. This policy shall serve as the Charter School's policy and procedures for student suspension and expulsion and it may be amended from time to time without the need to amend the charter so long as the amendments comport with legal requirements.

Charter School staff shall enforce disciplinary rules and procedures fairly and consistently among all students. This Policy and its Procedures will be printed and distributed as part of the Student Handbook and will clearly describe discipline expectations.

Corporal punishment shall not be used as a disciplinary measure against any student. Corporal punishment includes the willful infliction of or willfully causing the infliction of physical pain on a student. For purposes of the Policy, corporal punishment does not include an employee's use of force that is reasonable and necessary to protect the employee, students, staff or other persons or to prevent damage to school property.

The Charter School administration shall ensure that students and their parents/guardians are notified in writing upon enrollment of all discipline policies and procedures. The notice shall state that these Policy and Administrative Procedures are available on request at the Executive Director's office.

Suspended or expelled students shall be excluded from all school and school-related activities unless otherwise agreed during the period of suspension or expulsion.

A student identified as an individual with disabilities or for whom the Charter School has a basis of knowledge of a suspected disability pursuant to the Individuals with Disabilities Education Act ("IDEIA") or who is qualified for services under Section 504 of the Rehabilitation Act of 1973 ("Section 504") is subject to the same grounds for suspension and expulsion and is accorded the same due process procedures applicable to regular education students except when federal and state law mandates additional or different procedures. The Charter School will follow Section 504, the IDEIA, and all applicable federal and state laws including but not limited to the California Education Code, when imposing any form of discipline on a student identified as an individual with disabilities or for whom the Charter School has a basis of knowledge of a suspected disability or who is otherwise qualified for such services or protections in according due process to such students.

A. Grounds for Suspension and Expulsion of Students

A student may be suspended or expelled for prohibited misconduct if the act is related to school

activity or school attendance occurring at any time including but not limited to: a) while on school grounds; b) while going to or coming from school; c) during the lunch period, whether on or off the school campus; d) during, going to, or coming from a school-sponsored activity.

B. Enumerated Offenses

1. Discretionary Suspension Offenses. Students may be suspended for any of the following acts when it is determined the pupil:

a) Caused, attempted to cause, or threatened to cause physical injury to another person.

b) Willfully used force or violence upon the person of another, except self-defense.

c) Unlawfully possessed, used, sold or otherwise furnished, or was under the influence of any controlled substance, as defined in Health and Safety Code Sections 11053-11058, alcoholic beverage, or intoxicant of any kind.

d) Unlawfully offered, arranged, or negotiated to sell any controlled substance as defined in Health and Safety Code Sections 11053-11058, alcoholic beverage or intoxicant of any kind, and then sold, delivered or otherwise furnished to any person another liquid substance or material and represented same as controlled substance, alcoholic beverage or intoxicant.

e) Committed or attempted to commit robbery or extortion.

f) Caused or attempted to cause damage to school property or private property.

g) Stole or attempted to steal school property or private property.

h) Possessed or used tobacco or products containing tobacco or nicotine products, including but not limited to cigars, cigarettes, miniature cigars, clove cigarettes, smokeless tobacco, snuff, chew packets and betel. This section does not prohibit the use of his or her own prescription products by a pupil.

i) Committed an obscene act or engaged in habitual profanity or vulgarity.

j) Unlawfully possessed or unlawfully offered, arranged, or negotiated to sell any drug paraphernalia, as defined in Health and Safety Code Section 11014.5.

k) Disrupted school activities or otherwise willfully defied the valid authority of supervisors, teachers, administrators, other school officials, or other school personnel engaged in the performance of their duties.

l) Knowingly received stolen school property or private property.

m) Possessed an imitation firearm, i.e.: a replica of a firearm that is so substantially similar in physical properties to an existing firearm as to lead a reasonable person to conclude that the replica is a firearm.

n) Committed or attempted to commit a sexual assault as defined in Penal Code Sections 261, 266c, 286, 288, 288a or 289, or committed a sexual battery as defined in Penal Code Section 243.4.

o) Harassed, threatened, or intimidated a student who is a complaining witness or witness in a school disciplinary proceeding for the purpose of preventing that student from being a witness and/or retaliating against that student for being a witness.

p) Unlawfully offered, arranged to sell, negotiated to sell, or sold the prescription drug Soma.

q) Engaged in, or attempted to engage in hazing. For the purposes of this subdivision, "hazing" means a method of initiation or preinitiation into a pupil organization or body, whether or not the organization or body is officially recognized by an educational institution, which is likely to cause serious bodily injury or personal degradation or disgrace resulting in physical or mental harm to a former, current, or prospective pupil. For purposes of this section, "hazing" does not include athletic events or school-sanctioned events.

r) Made terroristic threats against school officials and/or school property. For purposes of this section, "terroristic threat" shall include any statement, whether written or oral, by a person who willfully threatens to commit a crime which will result in death, great bodily injury to another person, or property damage in excess of one thousand dollars ($1,000), with the specific intent that the statement is to be taken as a threat, even if there is no intent of actually carrying it out, which, on its face and under the circumstances in which it is made, is so unequivocal, unconditional, immediate, and specific as to convey to the person threatened, a gravity of purpose and an immediate prospect of execution of the threat, and thereby causes that person reasonably to be in sustained fear for his or her own safety or for his or her immediate family's safety, or for the protection of school property, or the personal property of the person threatened or his or her immediate family.

s) Committed sexual harassment, as defined in Education Code Section 212.5. For the purposes of this section, the conduct described in Section 212.5 must be considered by a reasonable person of the same gender as the victim to be sufficiently severe or pervasive to have a negative impact upon the individual's academic performance or to create an intimidating, hostile, or offensive educational environment. This section shall apply to pupils in any of grades 4 to 12, inclusive.

t) Caused, attempted to cause, threatened to cause or participated in an act of hate violence, as defined in subdivision (e) of Section 233 of the Education Code. This section shall apply to pupils in any of grades 4 to 12, inclusive.

u) Intentionally harassed, threatened or intimidated a student or group of students to the extent of having the actual and reasonably expected effect of materially disrupting class work, creating substantial disorder and invading student rights by creating an intimidating or hostile educational environment. This section shall apply to pupils in any of grades 4 to 12, inclusive.

v) Engaged in an act of bullying, including, but not limited to, bullying committed by means of an electronic act.

    1) "Bullying" means any severe or pervasive physical or verbal act or conduct, including communications made in writing or by means of an electronic act, and including one or more acts committed by a student or group of students which would be deemed hate violence or harassment, threats, or intimidation, which are directed toward one or more students that has or can be reasonably predicted to have the effect of one or more of the following:

i. Placing a reasonable student (defined as a student, including, but is not limited to, a student with exceptional needs, who exercises average care, skill, and judgment in conduct for a person of his or her age, or for a person of his or her age with exceptional needs) or students in fear of harm to that student's or those students' person or property.
ii. Causing a reasonable student to experience a substantially detrimental effect on his or her physical or mental health.
iii. Causing a reasonable student to experience substantial interference with his or her academic performance.
iv. Causing a reasonable student to experience substantial interference with his or her ability to participate in or benefit from the services, activities, or privileges provided by the Charter School.

2) "Electronic Act" means the creation or transmission originated on or off the schoolsite, by means of an electronic device, including, but not limited to, a telephone, wireless telephone, or other wireless communication device, computer, or pager, of a communication, including, but not limited to, any of the following:
i. A message, text, sound, or image.
ii. A post on a social network Internet Web site including, but not limited to:
(a) Posting to or creating a burn page. A "burn page" means an Internet Web site created for the purpose of having one or more of the effects as listed in subparagraph (1) above.
(b) Creating a credible impersonation of another actual pupil for the purpose of having one or more of the effects listed in subparagraph (1) above. "Credible impersonation" means to knowingly and without consent impersonate a pupil for the purpose of bullying the pupil and such that another pupil would reasonably believe, or has reasonably believed, that the pupil was or is the pupil who was impersonated.
(c) Creating a false profile for the purpose of having one or more of the effects listed in subparagraph (1) above. "False profile" means a profile of a fictitious pupil or a profile using the likeness or attributes of an actual pupil other than the pupil who created the false profile.
iii. Notwithstanding subparagraphs (1) and (2) above, an electronic act shall not constitute pervasive conduct solely on the basis that it has been transmitted on the Internet or is currently posted on the Internet.

w) A pupil who aids or abets, as defined in Section 31 of the Penal Code, the infliction or attempted infliction of physical injury to another person may be subject to suspension, but not expulsion, except that a pupil who has been adjudged by a juvenile court to have committed, as an aider and abettor, a crime of physical violence in which the victim suffered great bodily injury or serious bodily injury shall be subject to discipline pursuant to subdivision (1)(a).

x) Possessed, sold, or otherwise furnished any knife unless, in the case of possession of any object of this type, the student had obtained written permission to possess the item from a certificated school employee, with the Executive Director or designee's concurrence.

2. Non-Discretionary Suspension Offenses: Students must be suspended and recommended for expulsion for any of the following acts when it is determined the pupil:

a) Possessed, sold, or otherwise furnished any firearm, explosive, or other dangerous object unless, in the case of possession of any object of this type, the student had obtained written

permission to possess the item from a certificated school employee, with the Executive Director or designee's concurrence.

3. Discretionary Expellable Offenses: Students may be recommended for expulsion for any of the following acts when it is determined the pupil:

a) Caused, attempted to cause, or threatened to cause physical injury to another person.

b) Willfully used force or violence upon the person of another, except self-defense.

c) Unlawfully possessed, used, sold or otherwise furnished, or was under the influence of any controlled substance, as defined in Health and Safety Code Sections 11053-11058, alcoholic beverage, or intoxicant of any kind.

d) Unlawfully offered, arranged, or negotiated to sell any controlled substance as defined in Health and Safety Code Sections 11053-11058, alcoholic beverage or intoxicant of any kind, and then sold, delivered or otherwise furnished to any person another liquid substance or material and represented same as controlled substance, alcoholic beverage or intoxicant.

e) Committed or attempted to commit robbery or extortion.

f) Caused or attempted to cause damage to school property or private property.

g) Stole or attempted to steal school property or private property.

h) Possessed or used tobacco or products containing tobacco or nicotine products, including but not limited to cigars, cigarettes, miniature cigars, clove cigarettes, smokeless tobacco, snuff, chew packets and betel. This section does not prohibit the use of his or her own prescription products by a pupil.

i) Committed an obscene act or engaged in habitual profanity or vulgarity.

j) Unlawfully possessed or unlawfully offered, arranged, or negotiated to sell any drug paraphernalia, as defined in Health and Safety Code Section 11014.5.

k) Disrupted school activities or otherwise willfully defied the valid authority of supervisors, teachers, administrators, other school officials, or other school personnel engaged in the performance of their duties.

l) Knowingly received stolen school property or private property.

m) Possessed an imitation firearm, i.e.: a replica of a firearm that is so substantially similar in physical properties to an existing firearm as to lead a reasonable person to conclude that the replica is a firearm.

n) Committed or attempted to commit a sexual assault as defined in Penal Code Sections 261, 266c, 286, 288, 288a or 289, or committed a sexual battery as defined in Penal Code Section 243.4.

o) Harassed, threatened, or intimidated a student who is a complaining witness or witness in a school disciplinary proceeding for the purpose of preventing that student from being a witness and/or retaliating against that student for being a witness.

p) Unlawfully offered, arranged to sell, negotiated to sell, or sold the prescription drug Soma.

q) Engaged in, or attempted to engage in hazing. For the purposes of this subdivision, "hazing" means a method of initiation or preinitiation into a pupil organization or body, whether or not the organization or body is officially recognized by an educational institution, which is likely to cause serious bodily injury or personal degradation or disgrace resulting in physical or mental harm to a former, current, or prospective pupil. For purposes of this section, "hazing" does not include athletic events or school-sanctioned events.

r) Made terroristic threats against school officials and/or school property. For purposes of this section, "terroristic threat" shall include any statement, whether written or oral, by a person who willfully threatens to commit a crime which will result in death, great bodily injury to another person, or property damage in excess of one thousand dollars ($1,000), with the specific intent that the statement is to be taken as a threat, even if there is no intent of actually carrying it out, which, on its face and under the circumstances in which it is made, is so unequivocal, unconditional, immediate, and specific as to convey to the person threatened, a gravity of purpose and an immediate prospect of execution of the threat, and thereby causes that person reasonably to be in sustained fear for his or her own safety or for his or her immediate family's safety, or for the protection of school property, or the personal property of the person threatened or his or her immediate family.

s) Committed sexual harassment, as defined in Education Code Section 212.5. For the purposes of this section, the conduct described in Section 212.5 must be considered by a reasonable person of the same gender as the victim to be sufficiently severe or pervasive to have a negative impact upon the individual's academic performance or to create an intimidating, hostile, or offensive educational environment. This section shall apply to pupils in any of grades 4 to 12, inclusive.

t) Caused, attempted to cause, threatened to cause or participated in an act of hate violence, as defined in subdivision (e) of Section 233 of the Education Code. This section shall apply to pupils in any of grades 4 to 12, inclusive.

u) Intentionally harassed, threatened or intimidated a student or group of students to the extent of having the actual and reasonably expected effect of materially disrupting class work, creating substantial disorder and invading student rights by creating an intimidating or hostile educational environment. This section shall apply to pupils in any of grades 4 to 12, inclusive.

v) Engaged in an act of bullying, including, but not limited to, bullying committed by means of an electronic act.

    1) "Bullying" means any severe or pervasive physical or verbal act or conduct, including communications made in writing or by means of an electronic act, and including one or more acts committed by a student or group of students which would be deemed hate violence or harassment, threats, or intimidation, which are directed toward one or more

students that has or can be reasonably predicted to have the effect of one or more of the following:

i. Placing a reasonable student (defined as a student, including, but is not limited to, a student with exceptional needs, who exercises average care, skill, and judgment in conduct for a person of his or her age, or for a person of his or her age with exceptional needs) or students in fear of harm to that student's or those students' person or property.
ii. Causing a reasonable student to experience a substantially detrimental effect on his or her physical or mental health.
iii. Causing a reasonable student to experience substantial interference with his or her academic performance.
iv. Causing a reasonable student to experience substantial interference with his or her ability to participate in or benefit from the services, activities, or privileges provided by the Charter School.

2) "Electronic Act" means the creation or transmission originated on or off the school site, by means of an electronic device, including, but not limited to, a telephone, wireless telephone, or other wireless communication device, computer, or pager, of a communication, including, but not limited to, any of the following:
   i. A message, text, sound, or image.
   ii. A post on a social network Internet Web site including, but not limited to:
      (a) Posting to or creating a burn page. A "burn page" means an Internet Web site created for the purpose of having one or more of the effects as listed in subparagraph (1) above.
      (b) Creating a credible impersonation of another actual pupil for the purpose of having one or more of the effects listed in subparagraph (1) above. "Credible impersonation" means to knowingly and without consent impersonate a pupil for the purpose of bullying the pupil and such that another pupil would reasonably believe, or has reasonably believed, that the pupil was or is the pupil who was impersonated.
      (c) Creating a false profile for the purpose of having one or more of the effects listed in subparagraph (1) above. "False profile" means a profile of a fictitious pupil or a profile using the likeness or attributes of an actual pupil other than the pupil who created the false profile.
   iii. Notwithstanding subparagraphs (1) and (2) above, an electronic act shall not constitute pervasive conduct solely on the basis that it has been transmitted on the Internet or is currently posted on the Internet.

w) A pupil who aids or abets, as defined in Section 31 of the Penal Code, the infliction or attempted infliction of physical injury to another person may be subject to suspension, but not expulsion, except that a pupil who has been adjudged by a juvenile court to have committed, as an aider and abettor, a crime of physical violence in which the victim suffered great bodily injury or serious bodily injury shall be subject to discipline pursuant to subdivision (1)(a).

x) Possessed, sold, or otherwise furnished any knife unless, in the case of possession of any object of this type, the student had obtained written permission to possess the item from a certificated school employee, with the Executive Director or designee's concurrence.

4. Non-Discretionary Expellable Offenses: Students must be recommended for expulsion for any of the following acts when it is determined pursuant to the procedures below that the pupil:

a) Possessed, sold, or otherwise furnished any firearm, explosive, or other dangerous object unless, in the case of possession of any object of this type, the student had obtained written permission to possess the item from a certificated school employee, with the Executive Director or designee's concurrence.

If it is determined by the Administrative Panel and/or Board of Directors that a student has brought a firearm or destructive device, as defined in Section 921 of Title 18 of the United States Code, on to campus or to have possessed a firearm or dangerous device on campus, the student shall be expelled for one year, pursuant to the Federal Gun Free Schools Act of 1994. In such instances, the pupil shall be provided due process rights of notice and a hearing as required in this policy.

The term "firearm" means (A) any weapon (including a starter gun) which will or is designed to or may readily be converted to expel a projectile by the action of an explosive; (B) the frame or receiver of any such weapon; (C) any firearm muffler or firearm silencer; or (D) any destructive device. Such term does not include an antique firearm.

The term "destructive device" means (A) any explosive, incendiary, or poison gas, including but not limited to: (i) bomb, (ii) grenade, (iii) rocket having a propellant charge of more than four ounces, (iv) missile having an explosive or incendiary charge of more than one-quarter ounce, (v) mine, or (vi) device similar to any of the devices described in the preceding clauses.

C. Suspension Procedure

Suspensions shall be initiated according to the following procedures:

1. Conference

Suspension shall be preceded, if possible, by a conference conducted by the Executive Director or the Executive Director's designee with the student and his or her parent and, whenever practical, the teacher, supervisor or school employee who referred the student to the Executive Director.

The conference may be omitted if the Executive Director or designee determines that an emergency situation exists. An "emergency situation" involves a clear and present danger to the lives, safety or health of students or school personnel. If a student is suspended without this conference, both the parent/guardian and student shall be notified of the student's right to return to school for the purpose of a conference.

At the conference, the pupil shall be informed of the reason for the disciplinary action and the evidence against him or her and shall be given the opportunity to present his or her version and evidence in his or her defense.

This conference shall be held within two (2) school days, unless the pupil waives this right or is physically unable to attend for any reason including, but not limited to, incarceration or hospitalization.

No penalties may be imposed on a pupil for failure of the pupil's parent or guardian to

attend a conference with school officials. Reinstatement of the suspended pupil shall not be contingent upon attendance by the pupil's parent or guardian at the conference.

2. Notice to Parents/Guardians

At the time of the suspension, an administrator or designee shall make a reasonable effort to contact the parent/guardian by telephone or in person. Whenever a student is suspended, the parent/guardian shall be notified in writing of the suspension and the date of return following suspension. This notice shall state the specific offense committed by the student. In addition, the notice may also state the date and time when the student may return to school. If school officials wish to ask the parent/guardian to confer regarding matters pertinent to the suspension, the notice may request that the parent/guardian respond to such requests without delay.

3. Suspension Time Limits/Recommendation for Placement/Expulsion

Suspensions, when not including a recommendation for expulsion, shall not exceed five (5) consecutive school days per suspension.

Upon a recommendation of for Expulsion by the Executive Director or Executive Director's designee, the pupil and the pupil's guardian or representative will be invited to a conference to determine if the suspension for the pupil should be extended pending an expulsion hearing. In such instances when the Charter School has determined a suspension period shall be extended, such extension shall be made only after a conference is held with the pupil or the pupil's parents, unless the pupil and the pupil's parents fail to attend the conference.

This determination will be made by the Executive Director or designee upon either of the following determinations: 1) the pupil's presence will be disruptive to the education process; or 2) the pupil poses a threat or danger to others. Upon either determination, the pupil's suspension will be extended pending the results of an expulsion hearing.

D. Authority to Expel

A student may be expelled either by the Board following a hearing before it or by the Board upon the recommendation of an Administrative Panel to be assigned by the Board as needed. The Administrative Panel should consist of at least three members who are certificated and neither a teacher of the pupil or a Board member of the School's governing board. The Administrative Panel may recommend expulsion of any student found to have committed an expellable offense.

E. Expulsion Procedures

Students recommended for expulsion are entitled to a hearing to determine whether the student should be expelled. Unless postponed for good cause, the hearing shall be held within thirty (30) school days after the Executive Director or designee determines that the Pupil has committed an expellable offense.

In the event an administrative panel hears the case, it will make a recommendation to the Board for a final decision whether to expel. The hearing shall be held in closed session (complying with all pupil confidentiality rules under FERPA) unless the pupil makes a written request for a public hearing in open session three (3) days prior to the date of the scheduled hearing.

Written notice of the hearing shall be forwarded to the student and the student's parent/guardian at least ten (10) calendar days before the date of the hearing. Upon mailing the notice, it shall be deemed served upon the pupil. The notice shall include:

1. The date and place of the expulsion hearing;

2. A statement of the specific facts, charges and offenses upon which the proposed expulsion is based;

3. A copy of the School's disciplinary rules which relate to the alleged violation;

4. Notification of the student's or parent/guardian's obligation to provide information about the student's status at the school to any other school district or school to which the student seeks enrollment;

5. The opportunity for the student and/or the student's parent/guardian to appear in person or to employ and be represented by counsel or a non-attorney advisor;

6. The right to inspect and obtain copies of all documents to be used at the hearing;

7. The opportunity to confront and question all witnesses who testify at the hearing;

8. The opportunity to question all evidence presented and to present oral and documentary evidence on the student's behalf including witnesses.

F. Special Procedures for Expulsion Hearings Involving Sexual Assault or Battery Offenses

The School may, upon a finding of good cause, determine that the disclosure of either the identity of the witness or the testimony of that witness at the hearing, or both, would subject the witness to an unreasonable risk of psychological or physical harm. Upon this determination, the testimony of the witness may be presented at the hearing in the form of sworn declarations which shall be examined only by the School or the hearing officer. Copies of these sworn declarations, edited to delete the name and identity of the witness, shall be made available to the pupil.

1. The complaining witness in any sexual assault or battery case must be provided with a copy of the applicable disciplinary rules and advised of his/her right to (a) receive five days notice of his/her scheduled testimony, (b) have up to two (2) adult support persons of his/her choosing present in the hearing at the time he/she testifies, which may include a parent, guardian, or legal counsel, and (c) elect to have the hearing closed while testifying.

2. The School must also provide the victim a room separate from the hearing room for the complaining witness' use prior to and during breaks in testimony.

3. At the discretion of the entity conducting the hearing, the complaining witness shall be allowed periods of relief from examination and cross-examination during which he or she may leave the hearing room.

4. The entity conducting the expulsion hearing may also arrange the seating within the hearing room to facilitate a less intimidating environment for the complaining witness.

5. The entity conducting the expulsion hearing may also limit time for taking the testimony

of the complaining witness to the hours he/she is normally in school, if there is no good cause to take the testimony during other hours.

6. Prior to a complaining witness testifying, the support persons must be admonished that the hearing is confidential. Nothing in the law precludes the entity presiding over the hearing from removing a support person whom the presiding person finds is disrupting the hearing. The entity conducting the hearing may permit any one of the support persons for the complaining witness to accompany him or her to the witness stand.

7. If one or both of the support persons is also a witness, the School must present evidence that the witness' presence is both desired by the witness and will be helpful to the School. The entity presiding over the hearing shall permit the witness to stay unless it is established that there is a substantial risk that the testimony of the complaining witness would be influenced by the support person, in which case the presiding official shall admonish the support person or persons not to prompt, sway, or influence the witness in any way. Nothing shall preclude the presiding officer from exercising his or her discretion to remove a person from the hearing whom he or she believes is prompting, swaying, or influencing the witness.

8. The testimony of the support person shall be presented before the testimony of the complaining witness and the complaining witness shall be excluded from the courtroom during that testimony.

9. Especially for charges involving sexual assault or battery, if the hearing is to be conducted in the public at the request of the pupil being expelled, the complaining witness shall have the right to have his/her testimony heard in a closed session when testifying at a public meeting would threaten serious psychological harm to the complaining witness and there are no alternative procedures to avoid the threatened harm. The alternative procedures may include videotaped depositions or contemporaneous examination in another place communicated to the hearing room by means of closed-circuit television.

10. Evidence of specific instances of a complaining witness' prior sexual conduct is presumed inadmissible and shall not be heard absent a determination by the person conducting the hearing that extraordinary circumstances exist requiring the evidence be heard. Before such a determination regarding extraordinary circumstance can be made, the witness shall be provided notice and an opportunity to present opposition to the introduction of the evidence. In the hearing on the admissibility of the evidence, the complaining witness shall be entitled to be represented by a parent, legal counsel, or other support person. Reputation or opinion evidence regarding the sexual behavior of the complaining witness is not admissible for any purpose.

G. Record of Hearing

A record of the hearing shall be made and may be maintained by any means, including electronic recording, as long as a reasonably accurate and complete written transcription of the proceedings can be made.

H. Presentation of Evidence

While technical rules of evidence do not apply to expulsion hearings, evidence may be admitted and used as proof only if it is the kind of evidence on which reasonable persons can rely in the

conduct of serious affairs. A recommendation by the Administrative Panel to expel must be supported by substantial evidence that the student committed an expellable offense.

Findings of fact shall be based solely on the evidence at the hearing. While hearsay evidence is admissible, no decision to expel shall be based solely on hearsay and sworn declarations may be admitted as testimony from witnesses of whom the Board, Panel or designee determines that disclosure of their identity or testimony at the hearing may subject them to an unreasonable risk of physical or psychological harm.

If, due to a written request by the expelled pupil, the hearing is held at a public meeting, and the charge is committing or attempting to commit a sexual assault or committing a sexual battery as defined in Education Code Section 48900, a complaining witness shall have the right to have his or her testimony heard in a session closed to the public.

The decision of the Administrative Panel shall be in the form of written findings of fact and a written recommendation to the Board who will make a final determination regarding the expulsion. The final decision by the Board shall be made within ten (10) school days following the conclusion of the hearing. The Decision of the Board is final.

If the expulsion hearing panel decides not to recommend expulsion, the pupil shall immediately be returned to his/her educational program.

I. Written Notice to Expel

The Executive Director or designee, following a decision of the Board to expel, shall send written notice of the decision to expel, including the Board's adopted findings of fact, to the student or parent/guardian. This notice shall also include the following:

1. Notice of the specific offense committed by the student; and

2. Notice of the student's or parent/guardian's obligation to inform any new district in which the student seeks to enroll of the student's status with the School.

The Executive Director or designee shall send a copy of the written notice of the decision to expel to the District.

This notice shall include the following:

a) The student's name

b) The specific expellable offense committed by the student

J. Disciplinary Records

The School shall maintain records of all student suspensions and expulsions at the School. Such records shall be made available to the District upon request.

K. No Right to Appeal

The pupil shall have no right of appeal from expulsion from the Charter School as the Charter School Board's decision to expel shall be final.

L. Expelled Pupils/Alternative Education

Parents/guardians of pupils who are expelled shall be responsible for seeking alternative education programs including, but not limited to, programs within the County or their school district of residence. The Charter School shall work cooperatively with parents/guardians as requested by parents/guardians or by the school district of residence to assist with locating alternative placements during expulsion.

M. Rehabilitation Plans

Students who are expelled from the School shall be given a rehabilitation plan upon expulsion as developed by the Board at the time of the expulsion order, which may include, but is not limited to, periodic review as well as assessment at the time of review for readmission. The rehabilitation plan should include a date not later than one year from the date of expulsion when the pupil may reapply to the School for readmission.

N. Readmission

The decision to readmit a pupil or to admit a previously expelled pupil from another school district or charter school shall be in the sole discretion of the Board following a meeting with the Executive Director and the pupil and parent/guardian or representative to determine whether the pupil has successfully completed the rehabilitation plan and to determine whether the pupil poses a threat to others or will be disruptive to the school environment. The Executive Director shall make a recommendation to the Board following the meeting regarding his or her determination. The Board shall then make a final decision regarding readmission during the closed session of a public meeting, reporting out any action taken during closed session consistent with the requirements of the Brown Act. The pupil's readmission is also contingent upon the School's capacity at the time the student seeks readmission.

O. Special Procedures for the Consideration of Suspension and Expulsion of Students with Disabilities

1. Notification of SELPA

The Charter School shall immediately notify the SELPA and coordinate the procedures in this policy with the SELPA of the discipline of any student with a disability or student that the Charter School or the SELPA would be deemed to have knowledge that the student had a disability.

2. Services During Suspension

Students suspended for more than ten (10) school days in a school year shall continue to receive services so as to enable the student to continue to participate in the general education curriculum, although in another setting (which could constitute a change of placement and the student's IEP would reflect this change), and to progress toward meeting the goals set out in the child's IEP/504 Plan; and receive, as appropriate, a functional behavioral assessment and behavioral intervention services and modifications, that are designed to address the behavior violation so that it does not recur. These services may be provided in an interim alterative educational setting.

3. Procedural Safeguards/Manifestation Determination

Within ten (10) school days of a recommendation for expulsion or any decision to change the placement of a child with a disability because of a violation of a code of student conduct, the Charter School, the parent, and relevant members of the IEP/504 Team shall review all relevant information in the student's file, including the child's IEP/504 Plan, any teacher observations, and any relevant information provided by the parents to determine:

a. If the conduct in question was caused by, or had a direct and substantial relationship to, the child's disability; or

b. If the conduct in question was the direct result of the local educational agency's failure to implement the IEP/504 Plan.

If the Charter School, the parent, and relevant members of the IEP/504 Team determine that either of the above is applicable for the child, the conduct shall be determined to be a manifestation of the child's disability.

If the Charter School, the parent, and relevant members of the IEP/504 Team make the determination that the conduct was a manifestation of the child's disability, the IEP/504 Team shall:

a. Conduct a functional behavioral assessment and implement a behavioral intervention plan for such child, provided that the Charter School had not conducted such assessment prior to such determination before the behavior that resulted in a change in placement;

b. If a behavioral intervention plan has been developed, review the behavioral intervention plan if the child already has such a behavioral intervention plan, and modify it, as necessary, to address the behavior; and

c. Return the child to the placement from which the child was removed, unless the parent and the Charter School agree to a change of placement as part of the modification of the behavioral intervention plan.

If the Charter School, the parent, and relevant members of the IEP/504 Team determine that the behavior was not a manifestation of the student's disability and that the conduct in question was not a direct result of the failure to implement the IEP/504 Plan, then the Charter School may apply the relevant disciplinary procedures to children with disabilities in the same manner and for the same duration as the procedures would be applied to students without disabilities.

4. Due Process Appeals

The parent of a child with a disability who disagrees with any decision regarding placement, or the manifestation determination, or the Charter School believes that maintaining the current placement of the child is substantially likely to result in injury to the child or to others, may request an expedited administrative hearing through the Special Education Unit of the Office of Administrative Hearings or by utilizing the dispute provisions of the 504 Policy and Procedures.

When an appeal relating to the placement of the student or the manifestation determination has been requested by either the parent or the Charter School, the student shall remain in the interim alternative educational setting pending the decision of the hearing officer in accordance with state and federal law, including 20 USC Section 1415(k), until the expiration of the forty-five (45) day

time period provided for in an interim alternative educational setting, whichever occurs first, unless the parent and the Charter School agree otherwise.

5. Special Circumstances

Charter School personnel may consider any unique circumstances on a case-by-case basis when determining whether to order a change in placement for a child with a disability who violates a code of student conduct.

The Executive Director or designee may remove a student to an interim alternative educational setting for not more than forty-five (45) school days without regard to whether the behavior is determined to be a manifestation of the student's disability in cases where a student:

a. Carries or possesses a weapon, as defined in 18 USC 930, to or at school, on school premises, or to or at a school function;

b. Knowingly possesses or uses illegal drugs, or sells or solicits the sale of a controlled substance, while at school, on school premises, or at a school function; or

c. Has inflicted serious bodily injury, as defined by 20 USC 1415(k)(7)(D), upon a person while at school, on school premises, or at a school function.

6. Interim Alternative Educational Setting

The student's interim alternative educational setting shall be determined by the student's IEP/504 Team.

7. Procedures for Students Not Yet Eligible for Special Education Services

A student who has not been identified as an individual with disabilities pursuant to IDEIA and who has violated the Charter School's disciplinary procedures may assert the procedural safeguards granted under this administrative regulation only if the Charter School had knowledge that the student was disabled before the behavior occurred.

The Charter School shall be deemed to have knowledge that the student had a disability if one of the following conditions exists:

a. The parent/guardian has expressed concern in writing, or orally if the parent/guardian does not know how to write or has a disability that prevents a written statement, to Charter School supervisory or administrative personnel, or to one of the child's teachers, that the student is in need of special education or related services.

b. The parent has requested an evaluation of the child.

c. The child's teacher, or other Charter School personnel, has expressed specific concerns about a pattern of behavior demonstrated by the child, directly to the director of special education or to other Charter School supervisory personnel.

If the Charter School knew or should have known the student had a disability under any of the three (3) circumstances described above, the student may assert any of the protections available to IDEIA-eligible children with disabilities, including the right to stay-put.

If the Charter School had no basis for knowledge of the student's disability, it shall proceed with the proposed discipline. The Charter School shall conduct an expedited evaluation if requested by the parents; however the student shall remain in the education placement determined by the Charter School pending the results of the evaluation.

The Charter School shall not be deemed to have knowledge that the student had a disability if the parent has not allowed an evaluation, refused services, or if the student has been evaluated and determined to not be eligible.

MESA UNION SCHOOL DISTRICT

Resolution No. 16-17-07

RESOLUTION REGARDING LAYOFF OF CLASSIFIED PERSONNEL
(Education Code Sections 45117, 45298, 45308)

WHEREAS, the Board of Trustees of the Mesa Union School District ("District") has determined in evaluating the needs of the District for the 2017-2018 school year that the best interests of this District would be served by the reduction of services being provided in certain classified employee positions and, based upon such reduction in services, classified employees will be subject to layoff for lack of work and/or lack of funds within the meaning of Education Code sections 45117, 45298, 45308.

WHEREAS, the reduction in classified positions referred to herein are as follows:

POSITION	**ELIMINATE**
Instructional Assistant – Special Education	2 positions – each 0.67875 FTE (192 days per year, 5 days per week, 5.5 hours per day)

NOW, THEREFORE, BE IT RESOLVED by the Board of Trustees as follows:

1. That the above recitals are true and correct.

2. That due to a lack of funds and/or lack of work, the number of classified employees and the amount of service rendered shall be eliminated by layoff as specified above, pursuant to Education Code sections 45117, 45298, 45308.

3. That the Superintendent is directed to give notice of layoff to the affected classified employees pursuant to the requirements of law.

4. That said layoff shall become effective sixty (60) calendar days after notice is given to affected employees or June 16, 2017, whichever is later.

5. That employees laid off pursuant to this Resolution shall be eligible for reemployment pursuant to Education Code section 45298.

6. That the Superintendent or his designated representative is delegated authority to take all actions necessary and appropriate to the accomplishment of the purposes of this Resolution.

ADOPTED by the Board of Trustees of the Mesa Union School District on this 21st day of March, 2017, by the following vote:

ROLL CALL VOTE:

Name	Aye	No	Abstain	Absent
Bryan Statko				
Mary Crull				
Steven Sullivan				
Tonya Brunett				
Carolyn Rodriguez				

_____
President, Board of Trustees
Mesa Union School District

I, Steven Sullivan, Clerk of the Board of Trustees of the Mesa Union School District, do certify that the foregoing Resolution was regularly introduced, passed and adopted by the Board of Trustees at its regular meeting held on March 21, 2017.

_____
Clerk, Board of Trustees
Mesa Union School District

Single Plan for Student Achievement
2016-2017

Mesa Union School District

Prepared by: Dr. Stephen B. Bluestein

March 1, 2017

Single Plan for Student Achievement

School: Mesa Union School

District: Mesa Union School District

County-District School (CDS) Code: 56754706055123

Principal: Dr. Stephen B. Bluestein

Date of this revision: March 1, 2017

The Single Plan for Student Achievement (SPSA) is a plan of actions to raise the academic performance of all students. California *Education Code* sections 41507, 41572, and 64001 and the federal Elementary and Secondary Education Act (ESEA) require each school to consolidate all school plans for programs funded through the ConApp and ESEA Program Improvement into the SPSA.

For additional information on school programs and how you may become involved locally, please contact the following person:

Contact Person: Dr. Stephen B. Bluestein

Position: Principal

Telephone Number: (805) 485-1411

Address: 3901 North Mesa School Road, Somis CA 93066

E-mail Address: sbluestein@mesaschool.org

The District Governing Board approved this revision of the SPSA on: March 21, 2017

Table of Contents

Single Plan for Student Achievement

District Profile 6

District Needs Assessment 7

School Profile
- Needs Assessment 10
- Data Analysis 11
- SPSA Annual Evaluation 16
- Goals and Strategies 20

Planned Improvements in Student Performance 20

Form C: Programs Included in This Plan 28

Form D: School Site Council Membership 32

Form E: Recommendations and Assurances 34

SCHOOL/DISTRICT PROFILE

Mesa Union School District, containing a single school, Mesa Union School, has enjoyed a long tradition of excellence where children thrive in a community-focused, small school environment. Approximately 620 students attend Mesa Union School in grades Transitional Kindergarten through eighth grade and actively participate in a rigorous and rewarding academic environment enriched with visual and performing arts, technology, robotics, athletics, and other extracurricular activities. Mesa, being a "District of Choice" is avidly sought after by parents seeking a challenging and enriching education.

Mesa Union's diversity is its strength. Mesa students come from a variety of backgrounds as indicated in the graph to the right. In 2016, Thirty three percent of students were an English Learner. Thirty eight percent of students who attend Mesa Union are socioeconomic disadvantaged. The District enjoys a low transiency rate, less than 1%. Overall attendance has averaged 96% over the past five years.

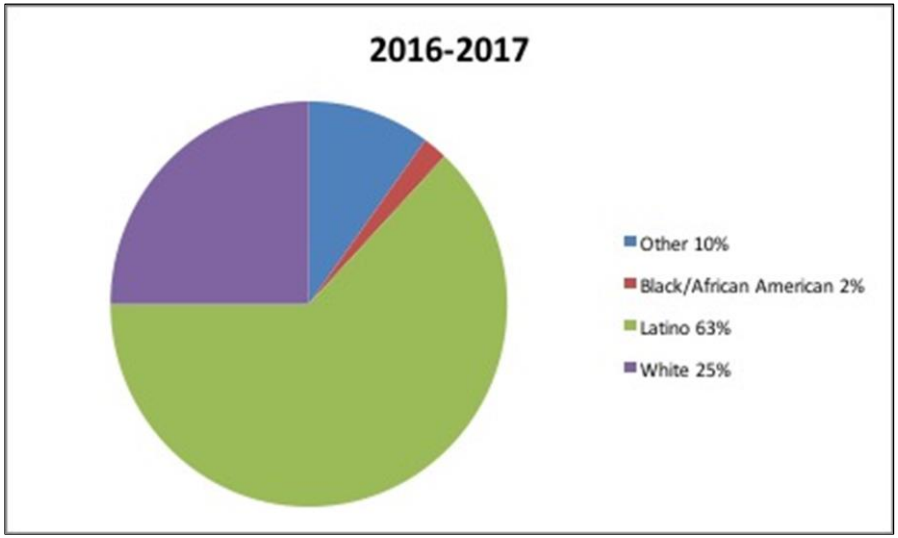

The District's demographics provide an opportunity to deliver a broad educational experience build upon diverse cultural experiences class sizes average 26:1 in Kindergarten- 3rd grade, and 32:1 in grades 4-8.

One hundred percent of Mesa Union School District teachers meet the No Child Left Behind highly qualified criterion. Of the district teachers, 52% hold Master Degrees and another 39% have attained a baccalaureate degree plus 30 units of higher education credit. The average years of teaching service in the district is ten years, and the average years of teaching experience is 14 years.

District parent involvement is strong, with 24% of our parents contributing to the school by volunteering in classrooms, supporting fundraising or serving on the Mesa Foundation, Parent Faculty Organization, Parent Advisory and Parent English Learner Advisory Councils.

NEEDS ASSESSMENT PROCESS

The Mesa Union School District conducted a review of the nine Essential Program Components, but perhaps more importantly, analyzed the demands of the Common Core State Standards (CCSS) and the district's current capacity to effectively navigate the transition. The goal of the process was to not only shore up current instructional practices and systematize tiered intervention, but to increase understanding around the CCSS instructional shifts, grade level expectations, and shifts in practice that will be necessary to provide all students access to a robust course of study.

In recent years, MUSD has crafted a collaborative system that includes district-wide k-8 teacher leaders, management and principal teams, site-level Professional Learning Communities (PLCs) as well as district level professional development and calibration. This network was effectively utilized throughout the needs assessment process to analyze data, identify priority needs, create action steps, and communicate with stakeholders. District and site leaders worked with the following team members to create a long-range Action Plan designed to not only refine current practice, but to systematically transition all teachers and administrators to the demands of the new state standards.

In addition to the active participation from the site administrator and teacher leaders who serve on a number of district wide advisory groups to include Curriculum Council and Parent Advisory and Parent English Learner Councils.

Results from the following instruments were analyzed as a part of the needs assessment process:

- Local Assessments
- California English Language Development Test (CELDT)
- Inventory of Services and Supports (ISS) for Students with Disabilities
- California Assessment of Student Performance and Progress (CAASPP)

LEA Evaluates Effectiveness of Programs

The Mesa Union School District conducted an annual evaluation of the actions taken to improve student achievement in the 2015-2016 school year to include activities funded by Title I, Part A (i.e., SES, Professional Development, Technical Assistance to School, and school site activities). The following questions were considered during this process:

1. Did the activity help close the achievement gap for our lowest performing students?
2. Did this activity not close the achievement gap for our lowest performing students?
3. Should this activity be continued?
4. Should this activity be discontinued?

Mesa School District Goals, Strategies and Action Steps

The action steps in this Plan were developed to ensure that all students make significant academic progress, and all teachers are provided with the professional development, tools, and resources needed to provide and facilitate exceptional instruction. The following achievement goals are consistent with the Local Control Accountability (LCAP) Local Education Plans, Academic Performance Index, and Adequate Yearly Progress (AYP) requirements.

On March 7, 2014, the U.S. Department of Education approved California's testing waiver for certain statutory and regulatory requirements of Title I, Part A of the ESEA. A one-year waiver was granted that allows flexibility in making AYP determinations for schools and local educational agencies participating in the Smarter Balanced assessment field test.

Local Education Action Plan, Year 2

Goal 1: The District will improve the number of students who score at the proficient level or above, in the area of English Language Arts by 10% from 59% to 69% as measured by CAASPP

Goal 2: The District will increase the number of students meeting AMAOs by 5% (i.e., AMAO 1 from 64.4% to 69.4%, AMAO 2 $\geq$ from 58% to 63%, AMAO 2< from 41% to 46%, AMAO 3: Baseline Year

Goal 3: The District will improve the number of students who score at the proficient level or above, in the area of Mathematics by 10% from 50% to 60% as measured by CAASSP

Goal 4: The district will provide all teachers with strategic professional development, collaboration opportunities and support to understand the progression of Common Core State Standards (CCSS) English Language Arts and Mathematics goals and expectations

Goal 5: The district will provide all teachers with professional development, collaboration opportunities and support to utilize the resources available through the Smarter Balanced Assessment System Consortium (assessments and digital library) to provide appropriate instruction and intervention for all students. All teachers will be prepared to meaningfully utilize the Smarter Balanced Assessment System resources

Local Control Accountability Plan Goals, 2016-2017

Goal 1: Improve student learning outcomes for all students, in all grades, and in all content areas.

Goal 2: Engage parents, community organizations, businesses, and higher learning institutions in the development of meaningful partnerships to support student learning.

Goal 3: Create welcoming and safe learning environments that increase safety and social connectedness among students.

Goal 4: Recruit, hire, train, and retain exemplary employees.

Needs Assessment Process

As part of our professional practice at Mesa Union, California Standards Test data has been reviewed in detail. In particular, a detailed analysis of State and Local Assessment has been reviewed by our stakeholders. Overall reading performance, as measured by local assessments and California English Language Development Test, indicate a significant improvement has been made in the area of English Language Arts (ELA) in all subgroups, as well as schoolwide (+5%). Mathematics and closing the achievement gap continue to be an area of need for Mesa Union School.

The principal, teacher leaders, School Site Council members, and English Language Advisory Council members reviewed State and Local Assessment data. Based upon achievement trends, the following are areas of great focus:

- Closely worked with and refined the teacher leadership team and pathway
- Closely worked with and refined the School Site and English Learner Advisory Councils
- Created professional development continuum and strategy
- Integrated the use of technology in to the daily curriculum design
- Developed a series of interventions designed to help struggling learners

Needs and Data Analysis of Data

After analyzing state and local assessment data, it is clear that significant improvement has been made for all subgroups, including Socio-economically Disadvantaged students, Hispanic or Latino students, Students with Disabilities, and English Learners in the area of English language arts. Mathematics needs to continue to be an area of focus.

Data Analysis

English Language Arts/Literacy

Grade Level		3rd	4th	5th	6th	7th	8th	Overall
Percent of Students That Met or Exceeded Standards	Year 2015	44	61	50	55	58	59	54
	Year 2016	50	60	63	52	62	64	59
	Change	+6	-1	+13	-3	+4	+5	+5
Percent of Students That Nearly Met Standards	Year 2015	31	16	25	28	24	28	25
	Year 2016	30	20	24	28	22	26	25
	Change	-1	+4	-1	0	-2	-2	0
Percent of Students That Did Not Meet Standards	Year 2015	26	23	25	17	18	13	20
	Year 2016	19	20	13	20	17	9	16
	Change	-7	-3	-12	+3	-1	-4	-4

English Language Arts/Literacy – Change Over Time

	4th	5th	6th	7th	8th	Overall
Year 2015	44	61	50	55	58	54

Year 2016	60	63	52	62	64	59

Mathematics

Grade Level		3rd	4th	5th	6th	7th	8th	Overall
Percent of Students That Met or Exceeded Standards	Year 2015	54	53	49	50	57	58	53
	Year 2016	55	53	44	37	52	60	50
	Change	+1	0	-5	-13	-5	+2	-3
Percent of Students That Nearly Met Standards	Year 2015	26	34	25	28	24	22	29
	Year 2016	30	20	24	28	22	26	25
	Change	+4	-14	-1	0	-2	+4	-4
Percent of Students That Did Not Meet Standards	Year 2015	20	13	25	22	18	21	18
	Year 2016	19	20	13	20	17	9	16
	Change	-1	+7	-12	-2	-1	-12	-2

Mathematics – Change Over Time

	4th	5th	6th	7th	8th	Overall
Year 2015	44	53	49	50	57	53
Year 2016	53	44	37	52	60	50

Subgroup Comparison – English Language Arts/Literacy

Percent of Students Scoring Standard Exceeded and Standard Met

	All	Female	Male	White	Hispanic or Latino	English Only	English Learner	RFEP	Title I	Not Title I
Year 2015	54	58	51	77	43	60	13	77	31	72
Year 2016	59	65	52	77	48	62	29	77	31	72

Subgroup Comparison – Mathematics

Percent of Students Scoring Standard Exceeded and Standard Met

	All	Female	Male	White	Hispanic or Latino	English Only	English Learner	RFEP	Title I	Not Title I
Year 2015	53	52	54	70	42	59	18	73	29	71
Year 2016	50	50	50	69	41	54	22	65	31	63

English Learners

The District English Language Learner enrollment has fluctuated very little over the past five years. The District has been able to keep pace with increasing state expectations, meeting AMOA 1 targets for the last five years. Currently 64.4% of English Language Learners assessed demonstrated growth, exceeding the state target by nearly 4%. District English Language Learners continue to exceed AMOA 2 state targets over the past 5 years. With that being said trends show that fewer students are making progress in reaching AMOA 1 and 2 targets as compared to 2013-2014. There has been a 6.6% decrease in the number of students meeting AMOA 1 targets. There also has been a 5.4 decrease in the number of students, less than 5 years, and 14.9% decrease, more than 5 years, demonstrating growth respectively. In the absence of state assessments, there has been no change in AMOA 3 data.

AMAO 1: Annual Progress Learning English

2010-2011			2011-2012			2012-2013			2013-2014			2015-2016		
54.6%			56.0%			57.5%			56.0%			67.0%		
# Tested	# Making Growth	% Making Growth	# Tested	# Making Growth	% Making Growth	# Tested	# Making Growth	% Making Growth	# Tested	# Making Growth	% Making Growth	# Tested	# Making Growth	% Making Growth
100	76	**76**	107	69	**64.4**	101	63	**62.4**	100	71	**71**	99	64	**64.4%**

Key: Green: Met Yellow: Met through alternate means Red: Did not meet

AMAO 2: EL < 5 years: Progress attaining English Language Proficiency

2010-2011	2011-2012	2012-2013	2013-2014	2015-2016
18.7%	**20.1%**	**21.4%**	**22.8%**	**24.2%**

# Tested	# Making Growth	% Making Growth	# Tested	# Making Growth	% Making Growth	# Tested	# Making Growth	% Making Growth	# Tested	# Making Growth	# Making Growth	# Tested	# Making Growth	# Making Growth
75	28	**37.3**	70	21	**30**	74	24	**32.4**	**71**	**33**	**46.5**	**73**	**30**	**41.1**

Key: Green: Met Yellow: Met through alternate means Red: Did not meet

AMAO 2: EL > = 5 years: Progress attaining English Language Proficiency

2010-2011			2011-2012			2012-2013			2013-2014			2015-2016		
43.2%			45.1%			47%			49%			50.9%		
# Tested	# Making Growth	% Making Growth	# Tested	# Making Growth	% Making Growth	# Tested	# Making Growth	% Making Growth	# Tested	# Making Growth	% Making Growth	# Tested	# Making Growth	% Making Growth
41	30	**73.2**	48	37	**77.1**	40	26	**65**	**37**	**27**	**73**	**43**	**25**	**58.1**

Key: Green: Met Yellow: Met through alternate means Red: Did not meet

AMAO 3: Progress in Achieving Academic Standards

	2010-2011		2011-2012		2012-2013		2013-2014		2015-2016
	ELA	MA	ELA	MA	ELA	MA	ELA	MA	***
% Proficient Target	56.8	58	67.6	68.5	78.4	79	89.2	89.5	
% Proficient or above	50.5	59	44.1	46.8	44.4	50.9	42.6	48.1	***

Was Target Met (Y/N)	Yes (SH)	Yes	No	No	No	Yes (SH)	No	No	***

Key: Green: Met Yellow: Met through alternate means Red: Did not meet

Attendance Data

Percentage of students with 10 or more absences – Complete Year 2015-2016

K		1		2		3		4		5		6		7		8	
#	%	#	%	#	%	#	%	#	%	#	%	#	%	#	%	#	%
5	8	5	6	6	8	5	6	1	1	8	11	3	4	4	6	9	12

Annual Positive Attendance Rate
2012-2017

Grade	2012-2013	2013-2014	2015-2016	2016-2017†
TK/Kindergarten	95.78	96.23	96.70	94.68
1st	95.62	96.70	97.11	96.59
2nd	96.53	96.28	96.58	95.35
3rd	96.03	97.33	96.99	96.45
4th	96.87	97.00	98.11	96.07
5th	96.76	97.38	96.97	97.16
6th	96.36	96.62	97.48	96.59

7th	96.44	96.77	97.11	96.83
8th	96.49	97.12	96.67	96.32
OVERALL	96.43	96.84	97.11	96.27

† 2016-2017 attendance data through February 2017 school month

2016-2017 Annual Evaluation of Goals

Plan Component: **Performance Goal #1**		
School Goal 1: Implementation of Common Core State Standards	Desired Outcome: By June 2016, Mesa Students in K-8 will participate in lessons and assessments aligned to current California State Standards	Result: **Achieved** All students in TK-Grade 8 participated in lessons, activities and assessments that aligned to the Common Core Standards. -Lessons -Performance Tasks -Formative Assessments -Summative Assessments
Implementation of Activities		
Activities that worked well for us: Developed and administered Performance Tasks (Math), Professional Development focused on Critical thinking including QAR, Visible Thinking, expository text emphasis in JH to create a balanced literacy program, Expressions curriculum pilot, teacher collaboration and observation around promising practices (4 times yearly).	Activities that we would like to continue, with minimal modifications: none proposed	
Activities that we would like to continue but require significant modification: Parent Involvement and education; documents and flyers go home in both English and Spanish; increased activities and parent instruction in instructional matters and the use of social media	Activities that we will eliminate: none proposed	

Plan Component: **Performance Goal #2**		
School Goal 2: California Assessment of Student Performance and Progress (CAASPP)	Desired Outcome: In May 2015, Mesa Union School established baseline data, and in May 2016, for the first time, Mesa Union School established the opportunity to measure growth under the new state assessment model.	Result: **Achieved** 100% of students in grades 3 to 8 took the California Assessment of Student Performance and Progress tests. Results were above county and state averages in English Language Arts and math. Growth occurred in sub groups, particularly in English language learners.

Implementation of Activities	
Activities that worked well for us: Testing environment. Using the MPR and computer lab to effectively prepare, deliver and proctor the CAASPP. In 2015-2016, Mesa Union School instituted a 1:1 testing environment in grades 3 to 8; and students tested in their classrooms.	Activities that we would like to continue, with minimal modifications: Examine designated supports for all kids (i.e. dictionary, glossary)
Activities that we would like to continue but require significant modification: Practice assessments, modifications for students with Individual Education Plans, use of Interim Assessments throughout the year.	Activities that we will eliminate:
Proposed Activities Math and ELA goals. 3% overall improvement in CAASPP. Continue practice assessments.	1:1 (one device to one student) computing. Examine testing environments. Implement ongoing CAASPP Interim Assessments in grades 3 to 8 starting in September 2017.

Plan Component: **Performance Goal #3**		
School Goal 3: English Language Development	Desired Outcome: By June 2016, the reclassification rate of English language learners in grades 3-8 will improve from 7.3% (2013-2014) to 15% (2015-2016)	Result: Not Achieved Redesignation was 14% in 2015-2016, which is a significant growth of 7%

Implementation of Activities	
Activities that worked well for us: ADEPT works well but the time is a challenge.	Activities that we would like to continue, with minimal modifications: Identifying needs for English language learners and providing them in the classroom, such as scaffolding, purposeful grouping, extended discussion, and valuing linguistic differences
Activities that we would like to continue but require significant modification: All teachers with English learners in their classrooms use the CA ELD Standards *in tandem with* the CA CCSS for ELA/Literacy and other content standards.	Activities that we will eliminate: Not including specific teaching in ELD as part of the core school day instruction by the register-carrying teacher of record
Proposed Activities: Make ELD a focus in ELA adoption. Intervention specialist/ELD specialist.	Consider a late bus (4:00pm) to implement an afterschool tutoring program serving English language learners, starting in TK/Kindergarten.

Plan Component: **Performance Goal #4**		
Goal: Increase parent participation in activities that support student learning at home	Desired Outcome: By June 2017, the number of parent and community engagement events by 5 number of events.	Result: Inconclusive Measurement of parent connectedness and activity was not quantifiably measured. This year, a deliberate effort will be made to measure parent involvement using surveys, sign ins, check ins, and social media

Implementation of Activities	
Activities that worked well for us: Participation in PFO and MEF events, the SSC and ELAC councils and committees, parent attendance at Open House and Back to School Night	Activities that we would like to continue, with minimal modifications: Open House, Back to School Night, PFO events, MEF events
Activities that we would like to continue but require significant modification:	Activities that we will eliminate: None proposed
Further and increased variety of PFO and MEF events, including events that appeal to a greater variety of parents, and events that include free meals.	None proposed
Proposed Activities: Engage parents, community organizations, businesses, and higher learning institutions in the development of meaningful partnerships to support student learning	

Executive Summary of Data

The California Assessment of Student Performance and Progress (CAASPP) was administered to more than 3.2 million students last spring to measure student progress in learning academic standards designed to prepare them for college and careers in the 21st Century. Smarter Balanced assessments that are administered to students in the spring consist of two parts. First, students take a computer adaptive assessment, which bases follow-up questions on a student's answers in real time and gives a more accurate picture of a student's progress than the paper and pencil test. For example, if a student answers a question correctly, she gets a more difficult question. If she answers it incorrectly, she gets an easier question. Students also complete a performance task that challenges their ability to apply their knowledge and skills to problems in a real-world setting. The two-parts measure depth of understanding, writing, research and problem-solving skills more thoroughly than the multiple-choice, paper-based tests they replaced.

Ventura County has an overall average of 36% of students who met or exceeded grade level standards in mathematics, an increase of 2%, and an overall average of 48% in English language arts/literacy, an increase of 4%. The state's overall average of 37% in mathematics is an increase of 4% from 2015. In English language arts/literacy, 49% of students met or exceeded grade level standards, an increase of 5%.

Mesa Union School students continue to perform above the county and state averages in mathematics and English language arts/literacy. Mesa students showed the most gains across grade levels 3-8 in English language arts/literacy with an overall increase in performance of 5%, from 54% in 2015 to 59% in 2016. In mathematics, Mesa students averaged 50%, a decrease of 3% overall from 2015.

After carefully analyzing student achievement data, the following findings have been identified:

Strengths:
Mesa students performed very well on the CAASPP as compared to most other schools.
Our redesignation (RFEP) rate was on target.
Our technology infrastructure was robust and efficient last year, and should continue to be this year.
Mesa's transition to CCSS, as measured by the CAASPP has been positive and this year we are piloting the CAST (science).

Needs:
The need most expressed by our evidence and School Site Council input is family outreach and intervention for students in need. The SSC proposed extending the day and year for students in need, specifically socio-economically disadvantaged students and English Learners who did not meet benchmark goals last year and this year. The ELAC advises the SSC to begin a specific ELD intervention program starting in TK/kindergarten.

School Goals, Strategies and Action Steps

The action steps in this plan were developed to ensure that all students make significant academic progress, and all teachers are provided with the professional development, tools, and resources needed to provide and facilitate exceptional instruction. The following achievement goals are consistent with the data which supports the need for improvement.

Form A: Planned Improvements in Student Performance

The School Site Council has analyzed the academic performance of all student groups and has considered the effectiveness of key elements of the instructional program for students failing to meet academic performance index and adequate yearly progress growth targets. As a result, it has adopted the following school goals, related actions, and expenditures to raise the academic performance of students not yet meeting state standards:

LEA GOAL(s):

Increase the percentage of students who demonstrate mastery of new California State Standards in all core content areas

Close the achievement gap among in the District s lowest performing subgroups: English Learners, Socio-Economically Disadvantaged and Students with Learning Disabilities

Increase critical thinking, collaboration, creativity and communication through technology tools and projects focused on student learning

Implementation of one-to-one computing and robust internet access on campus
Develop a teacher-centered professional development model for integration of technology in the classroom

LCAP Goal(s):

Goal 1: Improve student learning outcomes for all students in all grades, and in all content areas.

SCHOOL GOAL #1:

Mesa Union School students will increase their reading proficiency and/or demonstrate a year's growth in their reading development.

What data did you use to form this goal?	***What were the findings from the analysis of this data?***	***How will the school evaluate the progress of this goal?***
CAASPP Results from 2015-2016 in English Language Arts STAR Reading CAASP English Language Arts Textbook Reading Assessment Textbook Comprehension Assessment	Strengths were noted across grade levels. Areas of growth were noted for whole group as well as Title I and III students.	Measure progress on ELA section of CAASPP for whole group as well as Title I and III students. Progress monitoring will be used through District Benchmarks

STRATEGIES:

Action/Date	Person(s) Responsible	Task/Date	Cost and Funding Source (Itemize for Each Source)
Intervention Teachers during School Day	Bluestein, Waggoner, Brody, MDemaria	Intervention Teachers for grades K-3 and 4-8	EST 10,000 TItle I,III LCAP
Parent Information Nights Winter / Spring 2017	Bluestein, Waggoner, PFO	Parent technology/literacy sessions to help with Common Core State Standards homework and content, and integrating the CCSS into the daily work.	Title III $500
Extended Day Intervention Spring 2017	Bluestein Extended day staff	Before or after school intervention for Title I and III students.	Title I $2160 Title III $2160
Extended Day Transportation Winter / Spring 2017	Bluestein	Provide extended day/year transportation with Title I and III dollars to provide targeted intervention to ELL and SED students	Title I $250 Title III $250
Benchmark Debrief Sessions Winter / Spring 2017	Bluestein Grade Level Teams	Use assessment debrief meetings as targeting time for Title I and III students	LCAP $690

Cross-Age Tutoring Winter / Spring 2016	Bluestein Grade Level Teams	Cross age supports in ELA (i.e. word rings, reading buddies, editing in writing)	0
Use of BPST, SBAC interim assessments, SBAC scores, and grade-level determined data	Bluestein Grade Level Teams	Ongoing throughout entire school year	0
Targeted Afterschool Teacher Intervention starting in TK/Kindergarten	Bluestein, Ainsworth, Waggoner		LCAP $5000
Paraprofessionals	Bluestein	Provide one-on-one tutoring and small group instruction in the classroom; provide primary language support; provide translation during parent conferences	$27,900 General Fund

LEA GOAL(S):

Goal 3: The District will improve the number of students who score at the proficient level or above, in the area of Mathematics by 5% from 50% to 555% as measured by CAASSP.

Goal 4: The district will provide all teachers with strategic professional development, collaboration opportunities and support to understand the progression of Common Core State Standards (CCSS) English Language Arts and Mathematics goals and expectations

Goal 5: The district will provide all teachers with professional development, collaboration opportunities and support to utilize the resources available through the Smarter Balanced Assessment System Consortium (assessments and digital library) to provide appropriate instruction and intervention for all students. All teachers will be prepared to meaningfully utilize the Smarter Balanced Assessment System resources

LCAP Goal(s):

Improve student learning outcomes for all students, in all grades, and in all content areas.

SCHOOL GOAL #2:

Mesa Union School students will demonstrate a year's growth in mathematics proficiency.

What data did you use to form this goal? **CAASPP Results from 2015-2016 in** Mathematics Teacher-made assessments	***What were the findings from the analysis of this data?*** Strengths were noted across grade levels. Areas of growth were noted for whole group as well as Title I and III students.	***How will the school evaluate the progress of this goal?*** Measure progress on Math section of CAASPP for whole group as well as Title I and III students. Progress monitoring will be used through District Benchmarks.

STRATEGY:

Action/Date	Person(s) Responsible	Task/Date	Cost and Funding Source (Itemize for Each Source)
Intervention Teachers during School Day	Bluestein, Waggoner, Sanders	Intervention Teachers for grades K-3 and 4-8	est $10,000 TItle I,III LCAP
Parent Information Nights Winter / Spring 2017	Bluestein/SSC/Grade Level Teams	Parent math nights to help with homework and content	Title III $500
Extended Day Intervention	Bluestein Extended day staff	Before or after school intervention for Title I and III students.	Title I $2160 Title III $2160
Extended Day Transportation	Bluestein	Provide extended day/year transportation bus with Title I and III dollars to provide targeted intervention to ELL and SED students	Title I $250 Title III $250
Benchmark Debrief Sessions	Bluestein Grade Level Teams	Use assessment debrief meetings as targeting time for Title I and III students	LCAP $690
Cross-Age Tutoring	Bluestein Grade Level Teams	Cross age supports in math (fact practice, math games etc.)	0
Use of Math Expressions ongoing assessments, College Prep Math assessments, SBAC scores, SBAC interim assessments, and grade-level determined tests	Bluestein Grade Level Teams	Ongoing throughout entire school year	0

Paraprofessionals	Bluestein	Provide one-on-one tutoring and small group instruction in the classroom; provide primary language support; provide translation during parent conferences	$27,900 General Fund
Effective Classroom Instruction	Teachers	Teachers will implement the following strategies during mathematics instruction: "Three Phase Problem Solving Lessons" on a regular basis in order to develop students' problem solving and reasoning skills, student use of content vocabulary, and students' ability to construct viable arguments and critique of the reason of others.	0
		Ongoing progress monitoring and assessment to plan differentiated small group instruction.	0

LEA GOAL(s):

Goal 2: The District will increase the number of students meeting AMAOs by 5% (i.e., AMAO 1 from 64.4% to 69.4%, AMAO 2 $\geq$ from 58% to 63%, AMAO 2< from 41% to 46%, AMAO 3: Baseline Year.

LCAP Goal(s):

Goal 1: Improve student learning outcomes for all students in all grades, and all content areas

SCHOOL GOAL #3:

English Language Learners

Goal 3: For the English Learner students at Mesa Union School, 75% of the students will increase at least one CELDT level or will be reclassified (RFEP) in order to meet California English Language Development Test (CELDT) requirements as defined by the California Department of Education English Learner Indicator Calculation. We will use the CELDT assessment as well as the A Developmental English Proficiency Test (ADEPT) assessments (if required) to monitor growth.

What data did you use to form this goal	What were the findings from the analysis of this data?	How will the school evaluate the progress of this goal?
CELDT Data Reclassification Rate	ELD is an area of growth for Mesa We want to maintain or improve our redesignation rate	CELDT Data Reclassification Rate

STRATEGY:

Action/Date	Person(s) Responsible	Task/Date	Cost and Funding Source (Itemize for Each Source)
Lesson Planning, Data Analysis, and Professional Development	Teachers	Teachers of English Learners will analyze data (CELDT, ELD Progress Reports, SBAC, AMAO's, and Reclassification) in order to monitor EL student progress and provide differentiated instruction during ELD instruction.	0
Effective Classroom Instruction	Teachers	Teachers will provide designated ELD instruction to English Learners with an emphasis on vocabulary development, constructive conversations skills, small group instruction, SDAIE, and reading complex text	
Redesignation Targeting	Bluestein, Ramirez, Kuklenski, ELD Committee	Hold ELD committee meetings in January and March to target redesignation candidates	$0
Redesignation Targeting	Bluestein, Ramirez, Kuklenski, ELD Committee	Communicate areas of need in ELD students close to redesignation to classroom teachers	$0
Redesignation Criteria	Bluestein, Ramirez, Kuklenski, ELD Committee, ELAC	Continue to restructure and refine the redesignation criteria for ELL's	$0
Family Evening	Bluestein, Staff	Family evening for English Learners to describe redesignation criteria and effects in High School	Title III, $ 500

LCAP Goal(s):

Goal 2: Engage parents, community organizations, business, and higher education institutions in the development of meaningful partnerships to support student learning.

Goal 3: Create welcoming and safe learning environments that increase safety and school connectedness among students.

SCHOOL GOAL #4:
Increase the number of parent and community engagement events by 5 number of events. Convene at least six School Site Council meetings during the 2016-2017 school year. Convene at least four English Learner Advisory Committee meetings during the 2016-2017 school year. Parents and community members will be welcomed to participate at Mesa Union School by partnering with the school in decisions that affect their child's education. Participation in organized parent groups such as the Parent Faculty Organization (PFO), Mesa Education Foundation (MEF), participation in organized school activities such as Back to School Night, Open House, school volunteering, parent trainings on technology, PFO Movie Fun Nights, PFO Jog-a-Thon, parent-teacher conferences, and on committees such as the English Language Advisory Council (ELAC), the School Site Council (SSC), the GATE task force, and others. At least 10% of the families who attend these activities will represent English Learner and socio-economically disadvantaged students for each grade level.

STRATEGY:

What data did you use to form this goal?	**What were the findings from the analysis of this data?**	**How will the school evaluate the progress of this goal?**
Sign in sheets and attendance sheets from events and meetings. Participation rates for scheduled events, requisitions for space reservations	Parents and community members stated they would like additional opportunities to attend parent and community events	Monitor sign in and RSVP rates for each event, including the School Site Council and English Learner Advisory Council meetings, SSC and ELAC agendas and minutes

Action/Date	Person(s) Responsible	Task/Date	Cost and Funding Source (Itemize for Each Source)
PFO Family Connectedness Programs July 2016 to June 2017	DLan, PLan	Implement themed membership drive campaign to increase parent connectedness; restructure hospitality program to support school events, functions, and workshops; establish monthly family and restaurant night programs; partner with student council/leadership in activities providing student engagement and volunteer opportunities	0
MEF July 2016 to June 2017	Bluestein, Pozzi, Nowak	Increase membership on MEF Board for	0
Increase Parent Volunteers July 2016 to June 2017	Bluestein, IRamirez, JRamirez	Increase parent volunteers and formalize the system for volunteer trainings and veting	Minimal costs LCAP
Regular Parent Trainings on Technology and Social Media July 2016 to June 2017	Bluestein, Waggoner, Sonnenschein	Complete at least four parent technology and social media workshops for parent	Minimal costs LCAP
Redetermine the criteria for qualification of the GATE program October 2016 to June 2017	Bluestein, Waggoner, Turner	Establishment and meeting of the GATE Task Force, with inclusion of parent stakeholders in the task force	0
Anti-Bullying Committee April - June 2016	Bluestein, MDemaria	Continue bi-monthly anti-bullying committee meetings	LCAP $ 2,000
Peer Support Network October 2016 - June 2017	Bluestein, Teachers	Cross age supports designed by students in student leadership	0

Parent Resource Training May 2017	Bluestein, Cousino	Bullying/Cyberbullying evening meeting.	Title III $ 500
Parent Resource Meeting	Bluestein, Cousino	Socio-economically disadvantaged Parent info/resource meeting 20% participation rate of Socio-economically disadvantaged families.	Title III, $ 500
Translation and Translated Documents	Bluestein, Turner, IRamirez, LCousino	Mesa School will focus on increasing access to translated documents, as well as translation during key parent activities	Title III, $ 1000

LCAP Goal(s):

Goal 2: Engage parents, community organizations, business, and higher education learning institutions in the development of meaningful partnerships to support student learning.

Goal 3: Create welcoming and safe learning environments that increase safety and school connectedness among students.

SCHOOL Goal #5:

Provide awards and incentives for Positive Behavior Interventions and Supports (PBIS). Provide awards for student growth resulting from interventions, Provide awards for students meeting CELDT growth. Have reclassification (RFEP) celebrations. Provide awards in grades TK-8 for Student of the Month, Merit Scholar, subject matter recognition, and other academic honors. Provide awards for perfect attendance and increased/improved attendance

STRATEGY:

What data did you use to form this goal?	**What were the findings from the analysis of this data?**	**How will the school evaluate the progress of this goal?**
Number of awards earned by students, decrease in disciplinary incidents, decrease in suspensions and expulsions, CELDT results, reclassification (REFP) rates, attendance rates	Parents and students would like to be recognized for their achievements and good attendance and meritorious academic work.	Monitor REFP rates, CELDT data, disciplinary incidents, and attendance rates

Action/Date	Person(s) Responsible	Task/Date	Cost and Funding Source (Itemize for Each Source)
Elementary School Student of the Month Recognition October 2016 to June 2017	Bluestein, IRamirez, teachers	Expanded awards and recognitions for attendance and academic achievement	$750 LCAP
Reclassification and CELDT Growth Recognition Spring 2017	Bluestein, Kuklenski, IRamirez	Recognition and luncheon for students and parents for reclassification and increase in CELDT level	$750 Title III, LCAP, Donation
Recognition for 100% goal meeting with Accelerated Reader	Bluestein, Mitchell	Monthly picnic lunch with the Principal and AR Coordinator	0

Form C: Programs Included in this Plan

Check the box for each state and federal categorical program in which the school participates and, if applicable, enter amounts allocated. The plan must describe the activities to be conducted at the school for each of the state and federal categorical program in which the school participates. The totals on these pages should match the cost estimates in Form A and the school's allocation from the ConApp.

Note: for many of the funding sources listed below, school districts may be exercising Categorical Program Provisions options (flexibility), which are described at: http://www.cde.ca.gov/fg/aa/co/ca12sguiappcatprog.asp

State Programs	Allocation
California School Age Families Education Purpose: Assist expectant and parenting students to succeed in school	$
Economic Impact Aid/State Compensatory Education (LCFF/SUPP/CONC-SCE) Purpose: Help educationally disadvantaged students succeed in the regular program	$
Economic Impact Aid/Limited English Proficient (LCFF/SUPP/CONC-LEP) Purpose: Develop fluency in English and academic proficiency of English learners	$
Peer Assistance and Review Purpose: Assist teachers through coaching and mentoring	$
Professional Development Block Grant Purpose: Attract, train, and retain classroom personnel to improve student performance in core curriculum areas	$

Pupil Retention Block Grant Purpose: Prevent students from dropping out of school	$
Quality Education Investment Act (QLCFF/SUPP/CONC) Purpose: Funds are available for use in performing various specified measures to improve academic instruction and pupil academic achievement	$
School and Library Improvement Program Block Grant Purpose: Improve library and other school programs	$
School Safety and Violence Prevention Act Purpose: Increase school safety	$
Tobacco-Use Prevention Education Purpose: Eliminate tobacco use among students	$
List and Describe Other State or Local Funds (e.g., Career and Technical Education [CTE], Gifted and Talented Education [GATE])	$

After School Programming $

Total amount of state categorical funds allocated to this school $

Federal Programs	**Allocation**
Title I, Part A: Allocation Purpose: To improve basic programs operated by local educational agencies (LEAs)	$ 43, 968.70

Title I, Part A: Parental Involvement (if applicable under Section 1118[a][3][c] of the Elementary and Secondary Education Act) Purpose: Ensure that parents have information they need to make well-informed choices for their children, more effectively share responsibility with their children's schools, and help schools develop effective and successful academic programs (this is a reservation from the total Title I, Part A allocation).	$ 494.03	[redacted]
For Program Improvement Schools only: Title I, Part A Program Improvement (PI) Professional Development (10 percent minimum reservation from the Title I, Part A reservation for schools in PI Year 1 and 2)	$ 4,940.30	
Title II, Part A: Improving Teacher Quality Purpose: Improve and increase the number of highly qualified teachers and principals		$0
Title III, Part A: Language Instruction for Limited-English-Proficient (LEP) Students (Parent Involvement, Professional Development, Extended Day/Year) Purpose: Supplement language instruction to help LEP students attain English proficiency and meet academic performance standards		$ 19,446.57

Title VI, Part B: Rural Education Achievement Program Purpose: Provide flexibility in the use of ESEA funds to eligible LEAs	$	
For School Improvement Schools only: School Improvement Grant (SIG) Purpose: to address the needs of schools in improvement, corrective action, and restructuring to improve student achievement	$	
Other federal funds (list and describe)	$	
Other federal funds (list and describe)	$	
Other federal funds (list and describe)	$	
Total amount of federal categorical funds allocated to this school	$	68,849.60
Total amount of state and federal categorical funds allocated to this school	$	68,849.60

Note: Other Title I-supported activities that are not shown on this page may be included in the SPSA Action Plan.

Form D: School Site Council Membership

California *Education Code* describes the required composition of the School Site Council (SSC). The SSC shall be composed of the principal and representatives of: teachers selected by teachers at the school; other school personnel selected by other school personnel at the school; parents of pupils attending the school selected by such parents; and, in secondary schools, pupils selected by pupils attending the school.[1] The current make-up of the SSC is as follows:

Names of Members	Principal	Classroom Teacher	Other School Staff	Parent or Community Member
Peter Lan, Chairperson				X
Dr. Stephen Bluestein	X			
Kelly Sawyer				X
Greg Trese				X
Stephanie Pierson				X
Kelsey White		X		X
Irene Ramirez			X	
Betsy Willey		X		
Numbers of members in each category	1	3	1	5

[1] *EC* Section 52852

Form E: Recommendations and Assurances

The school site council (SSC) recommends this school plan and proposed expenditures to the district governing board for approval and assures the board of the following:

1. The SSC is correctly constituted and was formed in accordance with district governing board policy and state law.

2. The SSC reviewed its responsibilities under state law and district governing board policies, including those board policies relating to material changes in the Single Plan for Student Achievement (SPSA) requiring board approval.

3. The SSC sought and considered all recommendations from the following groups or committees before adopting this plan **(Check those that apply)**:

   X English Learner Advisory Committee 3-1-17 Signature

4. The SSC reviewed the content requirements for school plans of programs included in this SPSA and believes all such content requirements have been met, including those found in district governing board policies and in the local educational agency plan.

5. This SPSA is based on a thorough analysis of student academic performance. The actions proposed herein form a sound, comprehensive, coordinated plan to reach stated school goals to improve student academic performance.

6. This SPSA was adopted by the SSC at a public meeting on: March 1, 2017

Attested:

Dr. Stephen Bluestein Typed name of School Principal	Signature of School Principal	March 1, 2017 Date
Peter Lan Typed name of SSC Chairperson	Signature of SSC Chairperson	3/1/2017 Date

Guide to the Single Plan for Student Achievement 11
California Department of Education, February 2013

Board Protocols

Purpose:

The Board of Education is the policy-making body for the District. To effectively meet the District's challenges, the Board and Superintendent must function together as a governance team. To ensure unity among team members, effective operating procedures, or protocols, must be in place. There are general protocols and those that are specific for the Board and the Superintendent.

General-The Board and Superintendent will:

1. Keep learning and achievement for all students as the primary focus.

2. Value, support, and advocate for quality public education.

3. Operate openly with trust, integrity, and transparency.

4. Govern in a dignified and professional manner, treating everyone with civility, dignity, and respect, while honoring the right to disagree with each other.

5. Define and respect the difference between administration and policy-making and respect the roles of each other.

6. Keep confidential matters confidential. Uphold the legal requirement for confidentiality on all mattes arising from Board Meeting Executive Sessions; keep all conversations taking place in Closed Session abosolutly confidential.

7. Keep communication open and courteous; agree that email and text messages should not be used to address personnel matters nor resolve governance team issues.

Board Members will:

1. Work with all members of the Board and the Superintendent to become a team devoted to students; be dedicated to making all members of the team successful.

2. Act with dignity, and understand the implication of demeanor and behavior.

3. Recognize and respect difference of perspective and style on the Board and among staff, students, parents and the community.

4. Focus on policy making, planning, and evaluation of student success.

5. Develop and communicate a common vision.

6. Understand the distinctions between Board and staff roles, and refrain from performing management functions that are responsibility of the Superintendent and staff.

7. Support decisions of the majority after honoring the right of individual members to express opposing viewpoints and vote their convictions.

3. Work with the Board to establish and communicate a clear vision for the school district.

4. Prepare preliminary goals annually for the Board's consideration.

5. Accept leadership responsibility and be accountable for implementing the vision, goals, and policies of the District.

6. Provide data to the Board members so data-driven decisions can be made.

7. Make personnel recommendations and changes in consultation with the Board

8. Communicate with Board members promptly and effectively.

9. Inform the Board prior to critical information becoming public; apprise all Board members in a timely manner of any major incident or when they may be called on to answer or explain.

10. Distribute the Board agenda in a timely fashion and with enough time for Board study and clarify information prior to scheduled meetings.

11. Provide requests for additional information equally to all Board members through a Board Update, special report, Board agenda items, or as a Board workshop.

12. Communicate with individual Board members to determine if concerns exist prior to a possible problem developing, and respect the right to disagree with each other.

13. Represent the school district by being visible in the community.

14. Model the value of life-long learning.

MESA UNION SCHOOL DISTRICT
SUPERINTENDENT SALARY SCHEDULE
2016 - 2017

5% on-schedule retro to 7/1/16

POSITION	SCHEDULE	NUMBER OF DAYS	RATE	
SUPERINTENDENT	06/3	224	Annual Daily	$164,850.00 $735.94

SUPERINTENDENT ANNIVERSARY INCREMENT: (Subject to contract)

C1S	AFTER 14 YEARS OF SERVICE TO DISTRICT	--
C2S	AFTER 19 YEARS OF SERVICE TO DISTRICT	--
C3S	AFTER 24 YEARS OF SERVICE TO DISTRICT	--

HEALTH AND WELFARE ANNUAL CAP $10,907.80

CAR ALLOWANCE: $200/MONTH
DOCTORAL STIPEND 1%

EFFECTIVE: July 1, 2016
BOARD ADOPTED:
REVISED: February 7, 2017

R:\GROUP\BSA\PERSONNEL\SALARY SCHEDULES\MESA\SUPT

MESA UNION SCHOOL DISTRICT
ADMINISTRATION SALARY SCHEDULE
2016 - 2017

5% on-schedule retro to 7/1/16

POSITION	SCHEDULE	RATE	STEP 1	STEP 2	STEP 3	STEP 4	STEP 5
PRINCIPAL	04/1	Annual	$96,721.00	$99,675.00	$102,628.00	$105,582.00	$110,013.00
210 CONTRACT DAYS		Daily	$460.58	$474.64	$488.70	$502.77	$523.87

PRINCIPAL ANNIVERSARY INCREMENTS:

C1	AFTER 14 YEARS OF PROFESSIONAL SERVICE	$1,100.00
C2	AFTER 19 YEARS OF PROFESSIONAL SERVICE - ADDITIONAL	$1,100.00
C3	AFTER 24 YEARS OF PROFESSIONAL SERVICE - ADDITIONAL	$1,100.00

DOCTORAL STIPEND:

D1	$1,000.00

HEALTH AND WELFARE ANNUAL CAP $10,907.80

EFFECTIVE: July 1, 2016
BOARD ADOPTED:
REVISED: February 7, 2017

MESA UNION SCHOOL DISTRICT

CLASSIFIED CONFIDENTIAL MONTHLY SALARY SCHEDULE

2016 - 2017

4% on schedule retro to 07/01/2016

Position	Schedule	Step 1	Step 2	Step 3	Step 4	Step 5
Executive Assistant	CL CON-029	$4,354.20	$4,571.91	$4,800.51	$5,040.53	$5,292.56
		$25.12	$26.38	$27.70	$29.08	$30.53

HEALTH & WELFARE ANNUAL CAP: $10,907.80

Monthly salaries are based on 173.33 hours.

CF **** Confidential Stipend of 2% will be added to the monthly salary.

EFFECTIVE: 07/01/16

BOARD ADOPTED:

REVISED: February 3, 2017

MESA UNION SCHOOL DISTRICT
MISCELLANEOUS CLASSIFIED HOURLY SALARY SCHEDULE
2016 - 2017

POSITION	SCHEDULE	RATE
STUDENT WORKER	03-002	$ 10.50
PARENT LITERACY INSTRUCTOR	03-003	$ 22.63
STAFF DEVEL SPECIAL/PRO EXPERT	03-004	$ 25.00
SPECIALIST 9078 RESOURCE	03-005	$ 33.00

Minimum Wage:
01/01/17 $10.50

EFFECTIVE: July 1, 2016
BOARD APPROVED:
REVISED: March 9, 2017
.

Mesa Union School District

"We teach students, to create, connect, and collaborate-for life!"

JULY 2017(0)						
S	M	T	W	Th	F	S
						1
2	3	4	5	6	7	8
9	10	11	12	13	14	15
16	17	18	19	20	21	22
23	24	25	26	27	28	29
30	31					

AUGUST 2017(7)						
S	M	T	W	Th	F	S
		1	2	3	4	5
6	7	8	9	10	11	12
13	14	15	16	17	18	19
20	21	22	23	24	25	26
27	28	29	30	31		

SEPTEMBER 2017(20)						
S	M	T	W	Th	F	S
					1	2
3	4	5	6	7	8	9
10	11	12	13	14	15	16
17	18	19	20	21	22	23
24	25	26	27	28	29	30

OCTOBER 2017(22)						
S	M	T	W	Th	F	S
1	2	3	4	5	6	7
8	9	10	11	12	13	14
15	16	17	18	19	20	21
22	23	24	25	26	27	28
29	30	31				

NOVEMBER 2017(16)						
S	M	T	W	Th	F	S
			1	2	3	4
5	6	7	8	9	10	11
12	13	14	15	16	17	18
19	20	21	22	23	24	25
26	27	28	29	30		

DECEMBER 2017(15)						
S	M	T	W	Th	F	S
					1	2
3	4	5	6	7	8	9
10	11	12	13	14	15	16
17	18	19	20	21	22	23
24	25	26	27	28	29	30
31						

Important Dates

7/3-Independence Day Holiday

8/16-8/17-Staff Development Day **(No Students)**
8/18-Teacher Prep Day **(No Students)**
8/21-8/22-Teacher Prep Day **(No Students)**
8/23-*First Day of School* 2:35 Dismissal (TK-3)/2:40 Dismissal(4-8)

9/4-Labor Day Holiday
9/7-Back to School Night(6-8)
9/14-Back to School Night(TK-5)
9/19-Picture Day(TK-8)

10/2-10/6-Conferences **1:00 Dismissal (TK-3)/1:05 Dismissal (4-8)**
10/20-Fall Carnival **1:00 Dismissal (TK-3)/1:05 Dismissal (4-8)**

11/10-Veterans Days Holiday
11/20-11/24-Fall Break
11/23-11/24 Thanksgiving Holiday

12/21- Winter Holiday Break **1:00 Dismissal (TK-3)/1:05 Dismissal (4-8)**
12/22-12/29-Winter Break
12/22, 12/25, 12/29-Winter Holidays

1/1 – New Year's Day Holiday
1/15-Martin Luther King Jr. Holiday

2/12- Lincoln's Day Holiday**(No Students)**
2/12- Staff Development Day **(No Students/No Classified Staff)**

2/19- President's Day Holiday

3/12- Staff Development Day (No Students)
3/26-3/30-Spring Break

4/2-4/6-Spring Break

5/16-Open House **1:00 Dismissal (TK-3)/1:05 Dismissal (4-8)**
5/16-Open House 6:30-8pm
5/28-Memorial Day Holiday

6/14-8th Grade Promotion
6/15-*Last Day of School **1:00 Dismissal (TK-3)/1:05 Dismissal (4-8)**

Learning Wednesdays
TK-3 Dismissal @ 1:00pm/4-8 Dismissal @ 1:05pm
8/30, 9/6, 9/13, 9/20, 9/27, 10/11, 10/18, 10/25, 11/1, 11/8, 11/15, 11/29
12/6, 12/13, 1/3, 1/10, 1/17, 1/24, 1/31, 2/7, 2/14, 2/21, 2/28
3/7, 3/14, 3/21, 4/11, 4/18, 4/25, 5/2, 5/9, 5/23, 5/30, 6/6

Quarter/Semester/Trimester:

10/25/17
End of 1st Quarter **(45 Days)**
11/16/17
End of 1st Trimester **(60 Days)**
1/22/18
End of 2nd Quarter **(45 Days)**
End of 1st Semester **(90 Days)**
3/7/18
End of 2nd Trimester **(60 Days)**
4/12/17
End of 3rd Quarter **(45 Days)**
6/15/17
End of 4th Quarter **(45 Days)**
End of 3rd Trimester **(60 Days)**
End of End of 2nd Semester **(90 Days)**

Legend:

- Teacher Work day (No Students)
- Staff Development Days (No Students)
- First Day of School
- Holiday (No School)
- 1:00 Dismissal (TK-3)/1:05 Dismissal (4-8)
- Instructional Days (180 days)
- Back to School Night

JANUARY 2018(17)						
S	M	T	W	Th	F	S
	1	2	3	4	5	6
7	8	9	10	11	12	13
14	15	16	17	18	19	20
21	22	23	24	25	26	27
28	29	30	31			

FEBRUARY 2018(18)						
S	M	T	W	Th	F	S
				1	2	3
4	5	6	7	8	9	10
11	12	13	14	15	16	17
18	19	20	21	22	23	24
25	26	27	28			

MARCH 2018(16)						
S	M	T	W	Th	F	S
				1	2	3
4	5	6	7	8	9	10
11	12	13	14	15	16	17
18	19	20	21	22	23	24
25	26	27	28	29	30	31

APRIL 2018(16)						
S	M	T	W	Th	F	S
1	2	3	4	5	6	7
8	9	10	11	12	13	14
15	16	17	18	19	20	21
22	23	24	25	26	27	28
29	30					

MAY 2018(22)						
S	M	T	W	Th	F	S
		1	2	3	4	5
6	7	8	9	10	11	12
13	14	15	16	17	18	19
20	21	22	23	24	25	26
27	28	29	30	31		

JUNE 2018(11)						
S	M	T	W	Th	F	S
					1	2
3	4	5	6	7	8	9
10	11	12	13	14	15	16
17	18	19	20	21	22	23
24	25	26	27	28	29	30

Board Approved:

Mesa Union School District

"We teach students to create, connect, and collaborate-for life!"

JULIO 2017(0)						
D	L	M	M	J	V	S
						1
2	3	4	5	6	7	8
9	10	11	12	13	14	15
16	17	18	19	20	21	22
23	24	25	26	27	28	29
30	31					

AGOSTO 2017(7)						
D	L	M	M	J	V	S
		1	2	3	4	5
6	7	8	9	10	11	12
13	14	15	16	17	18	19
20	21	22	23	24	25	26
27	28	29	30	31		

SEPTIEMBRE 2017(20)						
D	L	M	M	J	V	S
					1	2
3	4	5	6	7	8	9
10	11	12	13	14	15	16
17	18	19	20	21	22	23
24	25	26	27	28	29	30

OCTUBRE 2017(22)						
D	L	M	M	J	V	S
1	2	3	4	5	6	7
8	9	10	11	12	13	14
15	16	17	18	19	20	21
22	23	24	25	26	27	28
29	30	31				

NOVIEMBRE 2017(16)						
D	L	M	M	J	V	S
			1	2	3	4
5	6	7	8	9	10	11
12	13	14	15	16	17	18
19	20	21	22	23	24	25
26	27	28	29	30		

DICIEMBRE 2017(11)						
D	L	M	M	J	V	S
					1	2
3	4	5	6	7	8	9
10	11	12	13	14	15	16
17	18	19	20	21	22	23
24	25	26	27	28	29	30
31						

Fechas Importantes

7/3-Día de Independencia

8/16-8/17-Día de Desarrollo del Personal **(No Estudiantes)**
8/18-Día de Preparación de Maestros **(No Estudiantes)**
8/21-8/22-Día de Preparación de Maestros **(No Estudiantes)**
8/23-*Primer Día de Clases* 2:35 Despedida (TK-3)
2:40Despedida (4-8)

9/4-Día Laboral
9/7-Noche de Regreso a la Escuela (6-8)
9/14-Noche de Regreso a Escuela (TK-5)
9/19-Día de Foto (TK-8)

10/2-10/6-Conferencias **1:00 Despedida (TK-3)/1:05 Despedida (4-8)**
10/20-Carnaval de Otoño **1:00 Despedida (TK-3)/1:05 Despedida (4-8)**

11/10-Día de los Veteranos
11/20-11/24-Descanso de Otoño
11/23-11/24 Celebración de Acción de Gracias

12/21- Vacaciones de Invierno**1:00 Despedida (TK-3)/1:05 Despedida (4-8)**
12/22-12/29-Vacaciones de Invierno
12/22, 12/25, 12/29-Días Festivos de Invierno

1/1 – Día Festivo de Año Nuevo
1/15-Día Festivo de Martin Luther King Jr.

2/12- Día Festivo de Lincoln **(No Estudiantes)**
2/12- Día de Desarrollo del Personal **(No Estudiantes/No Personal Clasificado)**
2/19- Día Festivo del Día del Presidente

3/12- Día de Desarrollo del Personal (No Estudiantes)
3/26-3/30-Vacaciones de Primavera

4/2-4/6-Vacaciones de Primavera

5/16-Casa Abierta **1:00 Despedida (TK-3)/1:05 Despedida (4-8)**
5/16-Casa Abierta 6:30-8pm
5/28-Día Conmemorativo

6/14-Promoción del 8° grado
6/15-*Ultimo Día de Escuela **1:00 Despedida (TK-3)/1:05 Despedida (4-8)**

Miércoles de Aprendizaje
TK-3 Despedida @ 1:00pm/4-8 Despedida @ 1:05pm
8/30, 9/6, 9/13, 9/20, 9/27, 10/11, 10/18, 10/25, 11/1, 11/8, 11/15, 11/29
12/6, 12/13, 1/3, 1/10, 1/17, 1/24, 1/31, 2/7, 2/14, 2/21, 2/28
3/7, 3/14, 3/21, 4/11, 4/18, 4/25, 5/2, 5/9, 5/23, 5/30, 6/6

Cuarto/Semestre/Trimestre:

10/25/17
Fin del 1er Cuarto **(45 Días)**
11/16/17
Fin del 1er Trimestre **(60 Días)**
1/22/18
Fin del 2do Cuarto **(45 Días)**
Fin del 1er Semestre **(90 Días)**
3/7/18
Fin del 2do Trimestre **(60 Días)**
4/12/17
Fin del 3er Cuarto **(45 Días)**
6/15/17
Fin del 4to Cuarto **(45 Días)**
Fin del 3er Trimestre **(60 Días)**
Fin del fin del 2do Semestre **(90 Días)**

Clave:

- Día de Trabajo del Maestro (No Estudiantes)
- Día de Desarrollo del Personal (No Estudiantes)
- Primer Día de Escuela
- Día Festivo (No hay Clases)
- 1:00 Despedida (TK-3)/1:05 Despedida (4-8)
- Días de Instrucción (180 días)
- Noche de Regreso a la Escuela

ENERO 2018(21)						
D	L	M	M	J	V	S
	1	2	3	4	5	6
7	8	9	10	11	12	13
14	15	16	17	18	19	20
21	22	23	24	25	26	27
28	29	30	31			

FEBRERO 2018(18)						
D	L	M	M	J	V	S
				1	2	3
4	5	6	7	8	9	10
11	12	13	14	15	16	17
18	19	20	21	22	23	24
25	26	27	28			

MARZO 2018(16)						
D	L	M	M	J	V	S
				1	2	3
4	5	6	7	8	9	10
11	12	13	14	15	16	17
18	19	20	21	22	23	24
25	26	27	28	29	30	31

ABRIL 2018(16)						
D	L	M	M	J	V	S
1	2	3	4	5	6	7
8	9	10	11	12	13	14
15	16	17	18	19	20	21
22	23	24	25	26	27	28
29	30					

MAYO 2018(22)						
D	L	M	M	J	V	S
		1	2	3	4	5
6	7	8	9	10	11	12
13	14	15	16	17	18	19
20	21	22	23	24	25	26
27	28	29	30	31		

JUNIO 2018(11)						
D	L	M	M	J	V	S
					1	2
3	4	5	6	7	8	9
10	11	12	13	14	15	16
17	18	19	20	21	22	23
24	25	26	27	28	29	30

Board Approved 2/21/07

INFINITY

COMMUNICATIONS AND CONSULTING

INFINITY COMMUNICATIONS & CONSULTING, INC.
MASTER AGREEMENT FOR PROFESSIONAL SERVICES

Client No: 0197

This Agreement for Professional Services ("Agreement") is entered as of this day, March 9, 2017, between Infinity Communications & Consulting, Inc. hereinafter referred to as "Infinity," and Mesa Union Elementary School District hereinafter referred to as the "Client." The parties agree as follows:

1. SERVICES
   Infinity agrees to perform Consulting and Professional Services ("Services") on behalf of the Client as set forth in this agreement and attachments. Infinity's responsibilities and determination of reimbursable cost for said Services are set forth in the project attachment(s), which include our Scope of Work and Compensation and Reimbursable Expenses Schedule.

2. BASIS OF COMPENSATION

   Infinity will invoice for services performed under the scope of work for each of the project attachment(s). The client will render payment to Infinity upon receipt of invoices.

3. TERM AND TERMINATION OF SERVICE
   Infinity's services are provided on a term commitment basis as specified in the project attachments The term commences on the signed acceptance of the project attachment(s).

   The Client and/or Infinity may terminate this Agreement, without cause, at any time by submitting written notice to the other party. The written Notice of Termination must be received no less than Thirty (30) days prior to the desired date of Termination.

   In the event that the Client terminates this Agreement without cause, the Client agrees to compensate Infinity for all work, Service Fees, and reimbursable expenses completed prior to the date of termination, and release Infinity from all liability, claims and causes of action resulting from negligent acts or omissions of the Client, its agents and/or employees performed after the date of termination.

   In the event that the Agreement is terminated; Infinity shall deliver copies of all data and files related to this Agreement to the Client within Thirty (30) days.

4. CLIENT'S RESPONSIBILITY
   The Client agrees to comply with the responsibilities as specified in the project attachments to ensure the successful completion of services covered in this Agreement.

5. RECORDS
   Infinity will maintain full and accurate records in connection with this Agreement and will make them available to the Client for inspection during normal business hours, Monday to Friday, 8am to 5pm.

6. STATUS OF INFINITY
   The Client and Infinity agree that Infinity, in performing the services specified in this Agreement, shall act as an independent contractor and shall have control of all work and the manner in which it is performed. Infinity shall be free to contract for similar service to be performed for other parties while under contract with the Client. Infinity is not entitled to participate in any pension plan, insurance, bonus or similar benefits the Client provides for its employees.

PO BOX 999, BAKERSFIELD, CA. 93302 • PHONE: 661.716.1840 FAX: 661.716.1841 • WWW.INFINITYCOMM.COM

INFINITY
COMMUNICATIONS AND CONSULTING

7. COPYRIGHTS AND LICENSES

The Client and Infinity agree that in transmitting "Instruments of Services", or any other information, the transmitting party is the copyright owner of such information or has permission from the copyright owner to transmit such information for the use of this project.

Infinity and/or its Consultants shall be deemed the authors and owners of their respective "Instruments of Service", including, but not limited to Infinity's, Erate Template Forms, Bid Documents, Drawings and Specifications, and Infinity shall retain all common law, statutory and other reserved rights, including copy rights. The Submission or distribution of these "Instruments of Service" to meet the requirement of this Agreement shall not be construed as a publication in derogation of the reserved rights of Infinity and/or its consultants.

Upon execution of this Agreement, Infinity grants the Client a nonexclusive limited license to use Infinity's "Instrument of Service" solely and exclusively for the purposes of constructing, using, maintaining, altering and adding to the projects associated to this Agreement, provided that the Client substantially performs its obligation, including prompt payment of all fees due to Infinity, under this Agreement. If Infinity rightfully terminates this Agreement for cause the license granted to the Client shall terminate.

In the event that the Client uses the "Instruments of Service" without obtaining Infinity's written consent, the Client releases Infinity from all liability, claims and causes of action arising from such use.

8. HOLD HARMLESS & LIMITATION OF LIABILITY

Infinity and Client agree to hold the other party, its officers, agents, and employees harmless, from all suits, claims and liabilities resulting from negligent acts or omissions of the other party, its officers, agents or employees under this Agreement. In the event Infinity is found in breach of this Agreement and/or negligent, the parties agree that the maximum amount of damages the Client may receive from Infinity shall not exceed the aggregate payment(s) Infinity has actually received from Client under this Agreement during the particular year of the breach and/or negligence.

9. COMPLIANCE WITH LAWS

Infinity shall comply with all applicable federal, state and local laws, rules, regulations and ordinances involving its employees, including workers' compensation and tax laws.

10. MODIFICATION, ASSIGNMENT & ATTORNEY'S FEES

This Agreement may not be assigned by either party without the express written consent of the other. No modification shall be effective unless approved/acknowledge by both parties under a writing Addendum. If any action is brought concerning this Agreement, the prevailing party will be entitled to reasonable attorney's fees.

IN WITNESS THEREOF, the parties hereto have executed this Agreement on the date written below.

Infinity Communications & Consulting, Inc.		**Mesa Union Elementary School District**	
Signature	3-10-2017 Date	Signature	Date
Martin Skiby Name	General Manager Title	Name	Title
P.O. Box 999, Bakersfield, Ca. 93302 Address/City/Sate/Zip		Address/City/Sate/Zip	
82-0573429 Federal Tax ID#		Federal Tax ID#	

PO BOX 999, BAKERSFIELD, CA. 93302 • PHONE: 661.716.1840 FAX: 661.716.1841 • WWW.INFINITYCOMM.COM

INFINITY
COMMUNICATIONS AND CONSULTING

PROJECT ATTACHMENT #0197-16C

Master
Agreement No: 0197

SERVICES: CATEGORY TWO E-RATE RFP/APPLICATION MANAGEMENT

INFINITY'S RESPONSIBILITIES

Infinity shall perform the following tasks for our **Category Two RFP and E-rate Application Management Services**:

Procurement Consulting, including:

1. Coordinate with the Client to determine the "Procurement Programming" requirements, including, overall project scope, procurement objectives, and E-rate program compliance.
2. Present to the Client, for their approval, a procurement process and "Bidding Document" format that addresses both the Local/State and E-rate program rules and regulations.
3. Develop a "Bid Schedule" that complies with the Client's and the E-rate Program's procurement and award of contract requirements.

Bid Document Development, including:

1. Develop a "Bidding Document" based on the Client's specific procurement programming requirements. Bidding Document provided by Infinity to include; Bidder's Instructions, Procurement Compliance language, E-rate Program Compliance language, General Conditions, and Bid Forms.
2. Integrate the Client's provided "Design Documents" into the "Bidding Document" to produce a complete Request for Proposal (RFP). The "Design Document" provided by the Client will include, at a minimum, the following; scope of work, equipment and/or performance specifications, and a depiction of the existing affected site and/or system conditions.

Bid Process Management, including:

1. Oversight and management of the procurement process to ensure compliance with "bidding documents and E-rate procurement requirements.
2. Assist the Client in the preparation of a "Notice of Advertisement" and/or Form 470 publication language.
3. Publish the Request for Proposal (Bidding and Design Documents) on Infinity's "Projects" website.
4. Maintain a "Bidder's List" and document library for each project.
5. Assist the District in the response to prospective bidder's Pre-Bid request for information. Prepare and distribute project clarification(s) and addenda(s) to address questions from prospective bidders.
6. Organize and conduct opening of bid response(s). All bid openings will be conducted at Infinity's office, unless otherwise directed by the Client.

E-rate Application Management, including:

1. Consult with the Client to determine the filing strategy that best suits their needs.
2. Prepare and submit to the Client, for their certification, the following program forms; Form 470, Form 471, and Form 486.
3. Monitor and inform the Client of their Application and Funding Commitment status.
4. Coordinate with the Client and Service Provider to respond to Program Integrity Assurance (PIA) questions.
5. Assist the Client, if requested, in the preparation of program auditor's requested documentation.
6. Provide the Client with one (1) Electronic and one (1) Hardcopy copy of all pre-Form 471 "Bidding Documents", bid evaluations, and contracts, as required for Document Retention per the E-rate program.
7. Prepare and submit the Service Substitution process for changes to the approved Item 21 equipment list(s).
8. Prepare and submit the Service Delivery Extension and/or Invoice Deadline Extension request(s).
9. Prepare and submit the Form 500 for certification and approval.
10. Prepare and submit **One (1)** Applicant Reimbursement Form 472 for certification and approval, per project.

Excluded from Infinity's Service Offering:

- System design, project engineering, drafting, and/or technical spec writing services.
- On-site services, including but not limited to Bid openings, Job-Walks, Site Assessments, etc.

Additional Services requested by the Client of Infinity to perform, other than those listed above and/or in the quantity listed above, will be billed to the Client at an Hourly rate plus actual and necessary expenses, per the attached *Compensation and Reimbursable Expenses Schedule*.

PO BOX 999, BAKERSFIELD, CA. 93302 • PHONE: 661.716.1840 FAX: 661.716.1841 • WWW.INFINITYCOMM.COM

INFINITY
COMMUNICATIONS AND CONSULTING

CLIENT RESPONSIBILITIES

The Client's responsibilities, for the successful completion of our **Category Two RFP and E-rate Application Management Services**, shall include:

1. Appoint and identify a representative to act on their behalf whom has the authority to render decisions.
2. Respond to requests from Infinity, no later than three (3) business days upon receipt of written request from Infinity, as not to cause unreasonable delay in the progress of Infinity's services.
3. Furnish all legal, insurance and accounting services, that may be reasonably necessary, that meet the Client's own needs and interests.
4. Provide reasonable access to the site and Client's personnel to allow Infinity to perform the work detailed in this agreement.
5. Provide Infinity with all "Design Documents" required for the successful completion of the agreed service, including, but not limited to; a scope of work for the requested services, equipment and/or performance specifications, project drawings and/or system single-line diagrams.
    a. The Client accepts the sole responsibility and liability for the quality and accuracy of the "Design Documents" provided to Infinity.
6. Grant Infinity permission and license to distribute the provided "Design Documents" to perform the work described in this agreement.
7. Provide Infinity with all E-rate "Supporting Documents" required for the successful completion of the agreed service, including, but not limited to; Approved Free & Reduced Lunch numbers, Approved Technology Plan, Budget Information, Copy of CIPA Compliance, Evaluation of Bid Responses, Board Meeting Minutes, Copy of Executed Agreements, etc.
8. Provide a Letter of Authorization (LOA), authorizing Infinity, to act on the Client's behalf to file E-rate forms and respond to the USAC's request for information.
9. Sign and certify the E-rate forms required for the Client's application for funding, in a timely manner, as not to cause a failure to comply with the E-rate Program's time sensitive deadlines.
10. Comply with all of Schools and Libraries Division's (SLD) E-rate program rules and requirements, including but not limited to:
    a. Conduct an "Open and Competitive" bid process, to comply with all applicable Local/State/Federal biding laws.
    b. Wait a minimum of 28 days after the posting of the Form 470 or the release of the RFP, whichever comes later, before selecting a Service Provider or executing a Contract.
    c. Conduct a non-bias bid evaluation, per the E-rate Program's "Evaluations of Bid" requirements, with the cost of E-rate eligible goods and services as the highest weighted factor.
    d. Award a contract the successful Bidder prior to submitting a request for funding (Form 471).
    e. Maintain and update an "Equipment Asset Register" (EAR). The EAR shall detail the make, model, serial number, and location of all equipment purchased with the support of the Universal Services Fund (E-rate Program). The Client will provide Infinity a copy of the EAR for compliance with the "Inventory" section of E-rate's "Document Retention Policy".
11. In the event a Service Substitution is needed the Client will provide Infinity with the revised bulk submission uploads, including copies of any executed Change Order(s) and/or Price Request(s).
12. In the event a Service Delivery Extension is needed the Client will provide Infinity with detailed explanation of the cause for the delay of service, including the date the Client will need the extended date to be.
13. In the event an Invoice Deadline Extension is needed the Client will provide Infinity with details needed for extension request.
14. Retain documents, for each funding request, related to the "Pre-bidding Process", "Bidding Process", "Award of Contracts", Application Process", "Purchase and Delivery of Service", "Invoicing", "Inventory", and "Forms and Rules Compliance" for a period of at least 10 years from the last date of service.

*** In the event, something unforeseen happens that is not covered under PROJECT ATTACHMENT #0197-16C with this contract, an additional fee will be negotiated before any additional services are provided.**

TERM OF CONTRACT:

This Agreement is for a term of 1 year, with an expiration date of March 31, 2018.

Infinity's fee will be a one-time flat rate fee of $3,000.00, for Category Two RFP Management Services.

Infinity's fee will be a one-time flat rate fee of $1,500.00, for Category Two E-rate Application Management Services.

If additional services are requested by the Client that require a change order, Infinity will bill 5% of the change order amount.

PO BOX 999, BAKERSFIELD, CA. 93302 • PHONE: 661.716.1840 FAX: 661.716.1841 • WWW.INFINITYCOMM.COM

INFINITY
COMMUNICATIONS AND CONSULTING

Standard Hourly Rates Schedule

For additional works that is required outside the scope of the original project, the hourly rates listed will be charged. Standard Hourly Rates are subject to review and adjustment. The hourly rates effective on the date of the Agreement are:

Principal	$175.00/hour
Sr. Systems Designer	$145.00/hour
Systems Designer	$105.00/hour
CAD Operator	$58.00/hour
Sr. Construction Manager	$125.00/hour
Construction Manager	$95.00/hour
Contracts Administrator	$61.00/hour
Erate Consultant	$140.00/hour
Erate Specialist, III	$90.00/hour
Erate Specialist, II	$72.00/hour
Erate Specialist, I	$51.00/hour
Support Staff	$48.00/hour

Reimbursable Expenses Schedule

Reimbursable Expense rates are subject to annual review and adjustment. The rates effective on the date of the Agreement are:

Newspaper Advertisement	at cost + 15%
8"x11" Copies/Impression	$0.05/sheet
Blue Print Copies	at cost + 15%
Reproducible Copies (Mylar)	at cost + 15%
Reproducible Copies (Paper)	at cost + 15%
Long Distance Phone Calls	at cost + 15%
Legal Counsel	at cost + 15%
Travel Expenses:	
Mileage (auto)	$0.535/mile
Airfare	at cost + 15%
Meals	at cost + 15%
Lodging	at cost + 15%
Standard Labor Rate	See Hourly Rate Schedule Above

IN WITNESS THEREOF, the parties hereto have executed this Agreement on the date written below

Infinity Communications & Consulting, Inc.

Signature — Date: 3-10-2017

Martin Skiby — Name

General Manager — Title

P.O. Box 999, Bakersfield, Ca. 93302 — Address/City/Sate/Zip

82-0573429 — Federal Tax ID#

Mesa Union Elementary School District

Jeffery D. Turner — Signature — Date: 3/13/2017

Jeffery D. Turner — Name — Title: 3/13/2017

3901 Mesa School Rd. Somis, CA 93066 — Address/City/Sate/Zip

Federal Tax ID#

PO BOX 999, BAKERSFIELD, CA. 93302 • PHONE: 661.716.1840 FAX: 661.716.1841 • WWW.INFINITYCOMM.COM

RICOH
imagine. change.

Solutions Proposal

Mesa Union School

Jeff Turner

Erica Magdaleno

Document Copying and Printing

PREPARED BY:

Lorraine Roots, Major Account Executive

Mobile: (805) 320-6119

Email: lorraine.roots@ricoh-usa.com

Proposal Submitted: March 10, 2017

Proposed Solution

Ricoh MP C3502 GreenLine Series

A fast-paced workplace offers something new and exciting every day. It's time your Multifunction Product (MFP) does too. The versatile RICOH Aficio MP C3502 delivers high quality, full-color performance to streamline your unique workflow demands. This innovative MFP leverages advanced capabilities found only in Ricoh's services-led platform to simplify even the most complex printing, copying, scanning, and distribution tasks. With robust security features, impressive finishing capabilities and eco-friendly operation, these MFPs manage heavy workloads with exceptional efficiency.

KEY FEATURES

- 8.5" Full Color Touch Screen Display
- Copy/print speed of 35-ppm for both color and B/W
- Up to 1200 x 1200 dpi resolution
- 50-Sheet ARDF
- Paper capacity: 4 x 550 sheets + 100-sheet via Bypass Tray
- SR3090 Stapler Finisher (1,000 Sheet) shortens production time by creating collated and stapled
- PostScript
- Up to 11" x 17" paper size (up to 12" x 18" via Bypass Tray)
- Up to 140 lb. Index paper weight (up to 110 lb. Cover via Bypass Tray)
- 1.5 GB RAM
- 190 GB HDD
- Scheduled Print
- Auto Job Promotion
- 1000 User Codes
- Enhanced TWAIN scanning and Scan-to-USB/SD
- SR3090 Finisher (1,000 Sheet) shortens production time by creating collated and stapled sets of documents.

This product image shown above may be configured with additional options/accessories not included with the mainframe. For more information, please speak with your Ricoh Sales Representative.

RICOH
imagine. change.

Financial Considerations

Investment Details

PRICING COMPONENTS

- Installation
- Operator training
- Service performed by Ricoh customer service technicians *(you will incur no additional charges for parts or labor)*
- All supplies are included in the service level, except paper

FINANCIAL CONSIDERATIONS

RICOH MPC3502 with Staple Finisher

Lease Options:

24 Months - $191.95 + tax

Purchase Option - $4,160.00 + tax

Includes Ricoh MPC3502, 50-sheet document feeder, four 550-sheet paper trays, postscript, SR3090 Staple Finisher

Maintenance:

- Service – zero volume commitment
- BW images billed @ 0.0092per copy
- Color images billed @ 0.0598 per copy

Proposal Terms Valid for 60 days

RICOH
imagine. change.

RICOH
imagine. change.

Ricoh GreenLine Series

Remanufactured Products

Help your company achieve full productivity, while realizing dramatic savings for your budget and the environment with the RICOH® GreenLine Series of MFPs and Printers.

GreenLine™
RICOH

Performance that's Sustainable for the Environment, and your Budget.

If your organization is like most, it is being continually challenged to find new ways to maximize budgets, optimize technology spending, and reduce your company's environmental impact. These objectives stand true when evaluating and purchasing document production equipment. How can your organization meet these goals without sacrificing performance and workflow efficiency?

The answer is simple and the solution is easy to execute: choose Ricoh GreenLine Series equipment.

The Ricoh GreenLine Series gives companies like yours access to like-new MFPs and printers with the added benefit of enjoying cost and environmental savings as compared to purchasing new equipment.

Real Sustainability. Real Reliability. Real Results.

Each product offered within The GreenLine Series of certified Ricoh printers and MFPs has been carefully selected, tested, restored, and retested to ensure they deliver superb, reliable performance you can count on page after page, day after day. A team of highly-skilled Ricoh engineers carry out every stage in the remanufacturing process—from initial inspection prior to refurbishing, to the installation of up-to-date firmware and the cleansing of internal hard drives. The end result is that you get high-quality systems at a fraction of the cost of new models, all while making a clear statement about your company's commitment to the environment.

It's a cost-efficient, eco-friendly solution that contributes to everyone's bottom line, without sacrificing quality or service.

With rigorous remanufacturing standards and a proven process in place, your Ricoh GreenLine Series equipment is designed to perform like new, and is serviced only by certified Ricoh technicians. ISO 9001, ISO 14001, and UL Remanufactured certifications provide peace of mind that your purchase is ready to perform.

Refresh your Fleet with the Ideal Print Mix.

When it's time to update your document production equipment, the goal is always simple: make sure employees have the right equipment and technology to work most productively, at the lowest cost. Thanks to updated software and firmware, integrating Ricoh GreenLine MFPs and printers into your fleet offers a seamless approach to matching the right output capabilities with the right workgroups while making the most of your budget.

Some workgroups truly require Ricoh's most current, cutting-edge technology to succeed and move your company forward. Others simply need reliable output and a low cost per page. By choosing GreenLine Series products to serve certain workgroups, you can free valuable budget space to acquire new equipment where it is needed most.

Even more exciting for the productivity of your company is the opportunity to take advantage of the dramatic cost savings as compared to new equipment, and upgrade printers to MFPs, or black and white units to color, where it can have a bottom-line impact for your business. Replacing outdated equipment at a fraction of the cost can bring your office the competitive advantage it needs to achieve even greater success.

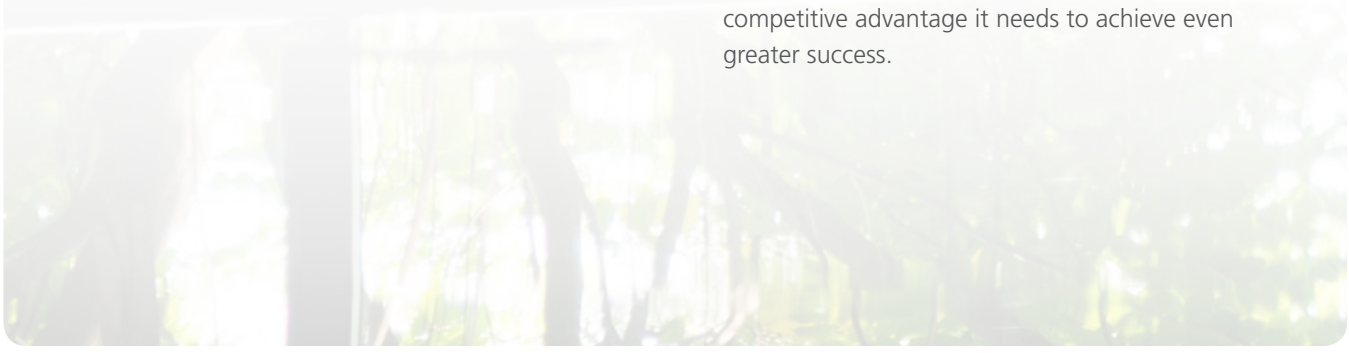

Better Performance for your Budget. Better Savings for the Environment.

While your company benefits from reliable performance and high-quality output, your sustainability efforts come out a big winner, too. Resource recirculation makes a much greater ecological contribution to your company than simply recycling. Re-using provides the highest net value of resources, and provides a higher return on the energy spent on initial manufacture.

There's no better way to demonstrate to employees, investors, and customers that you're serious about sustainable business practices than by choosing Ricoh GreenLine products.



Let's Talk About the Right Mix for your Business' Future.

We're happy to help in your company's efforts to upgrade to more sustainable technology and meet environmental and performance goals. Let's discuss how Ricoh GreenLine products can help your business accomplish more while saving money, and our most precious resources.

For more information or to see our entire lineup of Ricoh GreenLine products, visit Ricoh-USA.com or contact your local sales representative today.

We Address Every Detail to Ensure Ricoh GreenLine Products Work Like New.

Before it can be remanufactured, every piece of Ricoh equipment must meet strict eligibility criteria. For machines that are selected, certified technicians then complete the following process:

Disassembled and Cleaned

- Device is disassembled down to its frame
- Sub-assemblies are cleaned and inspected
- Worn, cracked, or fatigued parts, circuit boards, power supplies, clutches, and drive assemblies are tested and repaired, or replaced
- Panels and casings are refinished
- Firmware updates are installed

Rebuilt and Retested

- Device is reassembled and tested, with final testing performed by independent inspectors

Quality Controlled

- Device also undergoes standardized safety testing, and where applicable, receives the "UL Listing Remanufactured" mark

Once those steps are completed, the unit is packaged under new equipment standards and shipped.

Ricoh's Focus is on Reducing Our Impact at Every Step.

Our strong heritage in research and development is the basis for providing customers with products that unobtrusively contribute to a reduction in environmental impact while in use. It allows us to simultaneously realize both a reduction in environmental impact and the ongoing, efficient creation of economic value, staying true to our original environmental policy.

Since Ricoh's inception, our environmental strategy has been a strong part of our innovative heritage. It touches every part of our company, from manufacturing to distribution, business sites to recycling. It combines ecological commitment with best business strategies, simultaneously achieving conservation and profitability at our customer sites as well as our own operations.

Ricoh's target is to reduce CO2 emissions by 87.5% (seven-eighths) by 2050 (compared to 2000 levels) with interim targets for 2010 and 2020. We are ahead of schedule, meeting our first interim target in 2009, and have already reduced CO2 emissions by 45,000 tons between 2007 and 2011.

RICOH
imagine. change.

Ricoh USA, Inc., 70 Valley Stream Parkway, Malvern, PA 19355, 1-800-63-RICOH

Ricoh® and the Ricoh logo are registered trademarks of Ricoh Company, Ltd. All other trademarks are the property of their respective owners. ©2016 Ricoh USA, Inc. All rights reserved. The content of this document, and the appearance, features and specifications of Ricoh products and services are subject to change from time to time without notice. Products are shown with optional features. While care has been taken to ensure the accuracy of this information, Ricoh makes no representation or warranties about the accuracy, completeness or adequacy of the information contained herein, and shall not be liable for any errors or omissions in these materials. Actual results will vary depending upon use of the products and services, and the conditions and factors affecting performance. The only warranties for Ricoh products and services are as set forth in the express warranty statements accompanying them.

FPO FULFILMENT NUMBER

RICOH

Ricoh USA, Inc.
70 Valley Stream Parkway
Malvern, PA 19355

U.S. Communities Product Schedule

Product Schedule Number: _____

Master Lease Agreement Number: _____

This U.S. Communities Product Schedule (this "Schedule") is between Ricoh USA, Inc. ("we" or "us") and MESA UNION ELEMENTARY SCHOOL DISTRICT, as customer or lessee ("Customer" or "you"). This Schedule constitutes a "Schedule," "Product Schedule," or "Order Agreement," as applicable, under the U.S. Communities Master Lease Agreement (together with any amendments, attachments and addenda thereto, the "Lease Agreement") identified above, between you and _____. All terms and conditions of the Lease Agreement are incorporated into this Schedule and made a part hereof. If we are not the lessor under the Lease Agreement, then, solely for purposes of this Schedule, we shall be deemed to be the lessor under the Lease Agreement. It is the intent of the parties that this Schedule be separately enforceable as a complete and independent agreement, independent of all other Schedules to the Lease Agreement.

CUSTOMER INFORMATION

MESA UNION ELEMENTARY SCHOOL DISTRICT				Erica Magdaleno			
Customer (Bill To) 3901 MESA SCHOOL RD				Billing Contact Name 3901 MESA SCHOOL RD			
Product Location Address SOMIS		CA	93066-9797	Billing Address *(if different from location address)* SOMIS		CA	93066-9797
City	County	State	Zip	City	County	State	Zip

Billing Contact Telephone Number	Billing Contact Facsimile Number	Billing Contact E-Mail Address
(805) 485-1411		emagdaleno@mesaschool.org

PRODUCT/EQUIPMENT DESCRIPTION ("Product")

Qty	Product Description: Make & Model
1	RICOH AFICIO MPC3502-RM 110V

Qty	Product Description: Make & Model

PAYMENT SCHEDULE

Minimum Term *(months)*	**Minimum Payment** *(Without Tax)*	**Minimum Payment Billing Frequency**	**Advance Payment**
24	$ 191.95	☑ Monthly ☐ Quarterly ☐ Other: _____	☐ 1st Payment ☐ 1st & Last Payment ☐ Other: _____

Sales Tax Exempt: ☐ YES (Attach Exemption Certificate) Customer Billing Reference Number (P.O. #, etc.) _____
Addendum(s) attached: ☐ YES (check if yes and indicate total number of pages: _____)

TERMS AND CONDITIONS

1. The first Payment will be due on the Effective Date. If the Lease Agreement uses the terms "Lease Payment" and "Commencement Date" rather than "Payment" and "Effective Date," then, for purposes of this Schedule, the term "Payment" shall have the same meaning as "Lease Payment," and the term "Effective Date" shall have the same meaning as "Commencement Date."

2. You, the undersigned Customer, have applied to us to rent the above-described Product for lawful commercial (non-consumer) purposes. **THIS IS AN UNCONDITIONAL, NON-CANCELABLE AGREEMENT FOR THE MINIMUM TERM INDICATED ABOVE**, except as otherwise expressly provided in any provision of the Lease Agreement. If we accept this Schedule, you agree to rent the above Product from us, and we agree to rent such Product to you, on all the terms hereof, including the terms and conditions of the Lease Agreement. **THIS WILL ACKNOWLEDGE THAT YOU HAVE READ AND UNDERSTAND THIS SCHEDULE AND THE LEASE AGREEMENT AND HAVE RECEIVED A COPY OF THIS SCHEDULE AND THE LEASE AGREEMENT.**

3. Additional Provisions (if any) are: _____

THE PERSON SIGNING THIS SCHEDULE ON BEHALF OF THE CUSTOMER REPRESENTS THAT HE/SHE HAS THE AUTHORITY TO DO SO.

CUSTOMER	**Accepted by: RICOH USA, INC.**
By: X _____ *Authorized Signer Signature*	By: _____ *Authorized Signer Signature*
Printed Name: _____	Printed Name: _____
Title: _____ Date: _____	Title: _____ Date: _____

Ricoh® and the Ricoh Logo are registered trademarks of Ricoh Company, Ltd.

RICOH

Ricoh USA, Inc.
70 Valley Stream Parkway
Malvern, PA 19355

U.S. Communities Master Lease Agreement

Number: _____

CUSTOMER INFORMATION

Full Legal Name MESA UNION ELEMENTARY SCHOOL DISTRICT				
Address 3901 MESA SCHOOL RD				
City SOMIS	State CA	Zip 93066-9797	Contact Erica Magdaleno	Telephone Number (805) 485-1411
Federal Tax ID Number 95-6002063 *(Do Not Insert Social Security Number)*	Facsimile Number		E-mail Address emagdaleno@mesaschool.org	

This U.S. Communities Master Lease Agreement ("Lease Agreement") has been written in clear, easy to understand English. When we use the words "you", "your" or "Customer" in this Lease Agreement, we mean you, our customer, as indicated above. When we use the words "we", "us" or "our" in this Lease Agreement, we mean Ricoh USA, Inc. ("Ricoh") or, if we assign this Lease Agreement or any Schedules executed in accordance with this Lease Agreement, pursuant to Section 13 below, the Assignee (as defined below). Our corporate office is located at 70 Valley Stream Parkway, Malvern, Pennsylvania 19355.

1. Agreement. This Lease Agreement is executed pursuant to the contract by and between Ricoh USA, Inc. (successor-in-interest to Ricoh Americas Corporation) and Fairfax County (the "County") on behalf of the U.S. Communities Government Purchasing Alliance and all public agencies, non-profits and higher education entities ("Participating Public Agencies"), having a Contract ID number of 4400003732 and the contract period is from February 11, 2013 to June 30, 2019, with the option to renew for no more than three (3) years (the "Contract Period"), one year at a time, or any combination thereof (the "Contract"). Notwithstanding the foregoing, any Schedule entered into during the Contract Period shall continue in full force and effect for the entire lease term set forth in the Schedule. We agree to lease or rent, as specified in any equipment schedule executed by you and us and incorporating the terms of this Lease Agreement by reference (a "Schedule"), to you, and you agree to lease or rent, as applicable, from us, subject to the terms of this Lease Agreement and such Schedule, the personal and intangible property described in such Schedule. The personal and intangible property described on a Schedule (together with all attachments, replacements, parts, substitutions, additions, repairs, and accessories incorporated in or affixed to the property and any license or subscription rights associated with the property) will be collectively referred to as "Product." The manufacturer of the tangible Product shall be referred to as the "Manufacturer." To the extent the Product includes intangible property or associated services such as periodic software licenses and prepaid data base subscription rights, such intangible property shall be referred to as the "Software."
2. Schedules; Delivery and Acceptance. This Lease Agreement shall consist of the terms and conditions of the Contract and this Lease Agreement and any Schedule issued pursuant thereto. As it pertains to this Lease Agreement, the order of precedence of the component parts of the Lease Agreement shall be as follows: (a) the terms and conditions of this Lease Agreement and Schedule issued pursuant thereto, and (b) the terms and conditions of the Contract. The foregoing order of precedence shall govern the interpretation of this Lease Agreement in cases of conflict or inconsistency therein. Each Schedule that incorporates this Lease Agreement shall be governed by the terms and conditions of this Lease Agreement and the Contract, as well as by the terms and conditions set forth in such individual Schedule. Each Schedule shall constitute a complete agreement separate and distinct from this Lease Agreement and any other Schedule. In the event of a conflict between the terms of this Lease Agreement and any Schedule, the terms of such Schedule shall govern and control, but only with respect to the Product subject to such Schedule. The termination of this Lease Agreement will not affect any Schedule executed prior to the effective date of such termination. When you receive the Product and it is installed, you agree to inspect it to determine it is in good working order. Scheduled Payments (as specified in the applicable Schedule) will begin on or after the Product acceptance date ("Effective Date"). You agree to sign and return to us a delivery and acceptance certificate (which may be done electronically) within five (5) business days after any Product is installed confirming that the Product has been delivered, installed, and is in good condition and accepted for all purposes under the Lease Agreement.
3. Term; Payments.

(a) The first scheduled Payment (as specified in the applicable Schedule) ("Payment") will be due on the Effective Date or such later date as we may designate. The remaining Payments will be due on the same day of each subsequent month, unless otherwise specified on the applicable Schedule. To the extent not prohibited by applicable law, if any Payment or other amount payable under any Schedule is not received within ten (10) days of its due date, you will pay to us, in addition to that Payment, a one-time late charge of 5% of the overdue Payment (but in no event greater than the maximum amount allowed by applicable law). To the extent not prohibited by applicable law, you agree to pay $25.00 for each check returned for insufficient funds or for any other reason.

(b) In the event that Customer terminates the Maintenance Agreement (as hereunder defined) between Customer and the Servicer relating to the Product provided hereunder due to a material breach by Servicer of its service obligations, including any Product service levels specified therein, which remained uncured for thirty (30) days following written notice of breach (in the manner expressly permitted by and in accordance with such Maintenance Agreement), Ricoh shall use reasonable efforts to assist Customer in selecting a replacement Servicer. This Section 3(b) shall not alter, restrict, diminish or waive the rights, remedies or benefits that Customer may have against Servicer under the Maintenance Agreement.

(c) A Schedule may be terminated in whole or in part by the Customer in accordance with this Section 3(c) whenever the Customer shall determine that such a termination is in the best interest of the Customer. Any such termination shall be effected by delivery to Ricoh, at least thirty (30) working days prior to the effective date of such termination date, of a notice of termination specifying the extent to which performance shall be terminated. In the event of such termination, Customer agrees to return the Product to us in the manner required under Section 14 of this Lease Agreement and to pay to us (as compensation for loss of our bargain and not as a penalty), with respect to such terminated Product, financed Software and any Software Licenses, an amount which shall be equal to the monthly Payment for such Product, financed Software and/or Software License, as applicable, times the number of months remaining in the term of such Schedule (or any renewal of such Schedule) and/or any financing agreement with respect to the financed Software and/or Software License, plus any other amounts then due and payable under this Lease Agreement, Schedule and/or financing agreement with respect to such Product, Software and/or Software License, including, but not limited to, any lease payments and maintenance payments. Ricoh shall supply the Customer with the actual number of Payments remaining and the total amount due, and the Customer shall be relieved of all unpaid amounts for anticipated profit on unperformed services under any Maintenance Agreement (including any amount included in the monthly Payment that is attributable to maintenance, supplies, or any other service cost).

(d) You also agree that, except (a) as set forth in Section 18 below entitled "State and Local Government Provisions" and (b) for the best interest of the Customer as set forth in Section 3(c), THIS IS AN UNCONDITIONAL, NON-CANCELABLE AGREEMENT FOR THE MINIMUM TERM INDICATED ON ANY SCHEDULE TO THIS LEASE AGREEMENT. All Payments to us are "net" and unconditional and are not subject to set off, defense, counterclaim or reduction for any reason. You agree that you will remit payments to us in the form of company checks (or personal checks in

Ricoh® and the Ricoh Logo are registered trademarks of Ricoh Company, Ltd.

the case of sole proprietorships), direct debit or wires only. You also agree that cash and cash equivalents are not acceptable forms of payment for this Lease Agreement or any Schedule and that you will not remit such forms of payment to us. Payment in any other form may delay processing or be returned to you. Furthermore, only you or your authorized agent as approved by us will remit payments to us.

4. Product Location; Use and Repair. You will keep and use the Product only at the Product Location shown in the applicable Schedule. You will not move the Product from the location specified in the applicable Schedule or make any alterations, additions or replacements to the Product without our prior written consent, which consent will not be unreasonably withheld. At your own cost and expense, you will keep the Product eligible for any Manufacturer's certification as to maintenance and in compliance with applicable laws and in good condition, except for ordinary wear and tear. You shall engage Ricoh, its subsidiaries or affiliates, or an independent third party (the "Servicer") to provide maintenance and support services pursuant to a separate agreement for such purpose ("Maintenance Agreement"). You may make alterations, additions or replacements (collectively, "Additions") and add Software to the Product provided that such Additions and Software do not impair the value or originally intended function or purpose of the Product and is not subject to any lien or security interest in favor of any other party; provided, further, that you remove such Additions and Software at your own cost and expense at the expiration or termination of the applicable Schedule. All Additions and Software which are not removed at the expiration or termination of the applicable Schedule will become part of the Product and our property at no cost or expense to us. We may inspect the Product upon proper notice to the customer at any reasonable time during normal working hours.

5. Taxes and Fees. To the extent not prohibited by applicable law and unless and to the extent you are exempt and provide a valid exemption certificate to us, in addition to the payments under this Lease Agreement, you agree to pay all taxes (other than property taxes), assessments, fees and charges governmentally imposed upon our purchase, ownership, possession, leasing, renting, operation, control or use of the Product. If we are required to pay upfront sales or use tax and you opt to pay such tax over the term of the lease and not as a lump sum at lease inception, then you agree to pay us a "Sales Tax Administrative Fee" equal to 3.5% of the total tax due per year, to be included as part of the Payment. A valid sales and use tax exemption certificate must be provided to us within ninety (90) days of the first invoice to receive a credit/waiver of sales tax.

6. Warranties. We transfer to you, without recourse, for the term of each Schedule, any written warranties made by the Manufacturer or Software Supplier (as defined in Section 10 of this Lease Agreement) with respect to the Product leased or rented pursuant to such Schedule. YOU ACKNOWLEDGE THAT YOU HAVE SELECTED THE PRODUCT BASED ON YOUR OWN JUDGMENT AND YOU HEREBY AFFIRMATIVELY DISCLAIM RELIANCE ON ANY ORAL REPRESENTATION CONCERNING THE PRODUCT MADE TO YOU. However, if you enter into a Maintenance Agreement with Servicer with respect to any Product, no provision, clause or paragraph of this Lease Agreement shall alter, restrict, diminish or waive the rights, remedies or benefits that you may have against Servicer under such Maintenance Agreement. WE MAKE NO WARRANTY, EXPRESS OR IMPLIED, AS TO ANY MATTER WHATSOEVER, INCLUDING, BUT NOT LIMITED TO, THE IMPLIED WARRANTIES OF MERCHANTABILITY OR FITNESS FOR A PARTICULAR PURPOSE. The only warranties, express or implied, made to you are the warranties (if any) made by the Manufacturer and/or Servicer to you in any documents, other than this Lease Agreement, executed by and between the Manufacturer and/or Servicer and you. YOU AGREE THAT, NOTWITHSTANDING ANYTHING TO THE CONTRARY, WE ARE NOT RESPONSIBLE FOR, AND YOU WILL NOT MAKE ANY CLAIM AGAINST US FOR, ANY CONSEQUENTIAL, SPECIAL, OR INDIRECT DAMAGES.

7. Loss or Damage. You are responsible for any theft of, destruction of, or damage to the Product (collectively, "Loss") from any cause at all, whether or not insured, from the time of Product acceptance by you until it is delivered to us at the end of the term of the Schedule. You are required to make all Payments even if there is a Loss. You must notify us in writing immediately of any Loss. Then, you shall be responsible to either (a) repair the Product so that it is in good condition and working order, eligible for any Manufacturer's certification, (b) pay us the amounts specified in Section 12 below, or (c) replace the Product with equipment of like age and capacity.

8. Liability and Insurance. You agree to maintain insurance, through self-insurance or otherwise, to cover the Product for all types of loss, including, without limitation, theft, in an amount not less than the full replacement value and you will name us as an additional insured and loss payee on your insurance policy. In addition, you agree to maintain comprehensive public liability insurance, which, upon our request, shall be in an amount acceptable to us and shall name us as an additional insured. Such insurance will provide that we will be given thirty (30) days advance notice of any cancellation. Upon our request, you agree to provide us with evidence of such insurance in a form reasonably satisfactory to us. If you fail to maintain such insurance or to provide us with evidence of such insurance, we may (but are not obligated to) obtain insurance in such amounts and against such risks as we deem necessary to protect our interest in the Product. Such insurance obtained by us will not insure you against any claim, liability or loss related to your interest in the Product and may be cancelled by us at any time. You agree to pay us an additional amount each month to reimburse us for the insurance premium and an administrative fee, on which we or our affiliates may earn a profit. In the event of loss or damage to the Product, you agree to remain responsible for the Payment obligations under this Lease Agreement until the Payment obligations are fully satisfied.

9. Title; Recording. We are the owner of and will hold title to the Product (except for any Software). You will keep the Product free of all liens and encumbrances. Except as reflected on any Schedule, you agree that this Lease Agreement is a true lease. However, if any Schedule is deemed to be intended for security, you hereby grant to us a purchase money security interest in the Product covered by the applicable Schedule (including any replacements, substitutions, additions, attachments and proceeds) as security for the payment of the amounts under each Schedule. You authorize us to file a copy of this Lease Agreement and/or any Schedule as a financing statement, and you agree to promptly execute and deliver to us any financing statements covering the Product that we may reasonably require; provided, however, that you hereby authorize us to file any such financing statement without your authentication to the extent permitted by applicable law.

10. Software or Intangibles. To the extent that the Product includes Software, you understand and agree that we have no right, title or interest in the Software, and you will comply throughout the term of this Lease Agreement with any license and/or other agreement ("Software License") entered into with the supplier of the Software ("Software Supplier"). You are responsible for entering into any Software License with the Software Supplier no later than the Effective Date; provided, however, if you do not enter into the Software License, then we may choose not to lease such Software to you under this Lease Agreement.

11. Default. Each of the following is a "Default" under this Lease Agreement and all Schedules: (a) you fail to pay any Payment or any other amount within thirty (30) days of its due date, (b) any representation or warranty made by you in this Lease Agreement is false or incorrect and/or you do not perform any of your other obligations under this Lease Agreement or any Schedule and/or under any other agreement with us or with any of our affiliates and this failure continues for thirty (30) days after we have notified you of it, (c) a petition is filed by or against you or any guarantor under any bankruptcy or insolvency law or a trustee, receiver or liquidator is appointed for you, any guarantor or any substantial part of your assets, (d) you or any guarantor makes an assignment for the benefit of creditors, (e) any guarantor dies, stops doing business as a going concern or transfers all or substantially all of such guarantor's assets, or (f) you stop doing business as a going concern or transfer all or substantially all of your assets.

12. Remedies. If a Default occurs, we may do one or more of the following: (a) we may cancel or terminate this Lease Agreement and/or any or all Schedules; (b) we may require you to immediately pay to us, as compensation for loss of our bargain and not as a penalty, a sum equal to: (i) all past due Payments and all other amounts then due and payable under this Lease Agreement or any Schedule; and (ii) the present value of all unpaid Payments for the remainder of the term of each Schedule plus the present value of our anticipated value of the Product at the end of the initial term of any Schedule (or any renewal of such Schedule), each discounted at a rate equal to 3% per year to the date of default, and we may charge you interest on all amounts due us from the date of default until paid at the rate of 1.5% per month, but in no event more than the maximum rate permitted by applicable law. We agree to apply the net proceeds (as specified below in this Section) of any disposition of the Product to the amounts that you owe us; (c) we may require you to deliver the Product to us as set forth in Section 14; (d) to the extent not prohibited by applicable law, we or our representative may peacefully repossess the Product without a court order (it being agreed that we will provide you with written notice of Default prior to initiating recovery of the Product and will endeavor to contact you telephonically to schedule a convenient time to recover the Product); (e) we may exercise any and all other rights or remedies available to a lender, secured party or lessor under the Uniform Commercial Code ("UCC"), including, without limitation, those set forth in Article 2A of the UCC, and at law or in equity; (f) we may immediately terminate your right to use the Software including the disabling (on-site or by remote communication) of any

Software; (g) we may demand the immediate return and obtain possession of the Software and re-license the Software at a public or private sale; (h) we may cause the Software Supplier to terminate the Software License, support and other services under the Software License, and/or (i) at our option, we may sell, re-lease, or otherwise dispose of the Product under such terms and conditions as may be acceptable to us in our discretion. If we take possession of the Product (or any Software, if applicable), we may sell or otherwise dispose of it with or without notice, at a public or private disposition, and to apply the net proceeds (after we have deducted all costs, including reasonable attorneys' fees) to the amounts that you owe us. You agree that, if notice of sale is required by law to be given, ten (10) days notice shall constitute reasonable notice. If applicable, you will remain responsible for any deficiency that is due after we have applied any such net proceeds. To the extent permitted by applicable law, in the event an action is brought to enforce or interpret this Lease Agreement, the prevailing party shall be entitled to reimbursement of all costs including, but not limited to, reasonable attorney fees and court costs incurred.

13. Ownership of Product; Assignment. YOU HAVE NO RIGHT TO SELL, TRANSFER, ENCUMBER, SUBLET OR ASSIGN THE PRODUCT OR THIS LEASE AGREEMENT OR ANY SCHEDULE WITHOUT OUR PRIOR WRITTEN CONSENT (which consent shall not be unreasonably withheld). You agree that we may sell or assign all or a portion of our interests, but not our obligations, in the Product and/or this Lease Agreement or any Schedule without notice to you even if less than all the Payments have been assigned. In the event the remit to address for Payments is changed during the term of this Lease Agreement or any Schedule, then Ricoh or the Assignee will provide notice to you. In that event, the assignee (the "Assignee") will have such rights as we assign to them but none of our obligations (we will keep those obligations) and the rights of the Assignee will not be subject to any claims, defenses or set offs that you may have against us. No assignment to an Assignee will release Ricoh from any obligations Ricoh may have to you hereunder. The Maintenance Agreement you have entered into with a Servicer will remain in full force and effect with Servicer and will not be affected by any such assignment. You acknowledge that the Assignee did not manufacture or design the Product and that you have selected the Manufacturer, Servicer and the Product based on your own judgment.

14. Renewal; Return of Product. UNLESS EITHER PARTY NOTIFIES THE OTHER IN WRITING AT LEAST THIRTY (30) DAYS, BUT NOT MORE THAN ONE HUNDRED TWENTY (120) DAYS, PRIOR TO THE EXPIRATION OF THE MINIMUM TERM OR EXTENSION OF SUCH SCHEDULE, AFTER THE MINIMUM TERM OR ANY EXTENSION OF ANY SCHEDULE TO THIS LEASE AGREEMENT, SUCH SCHEDULE WILL AUTOMATICALLY RENEW ON A MONTH-TO-MONTH BASIS; PROVIDED, HOWEVER, THAT AT ANY TIME DURING ANY MONTH-TO-MONTH RENEWAL, WE HAVE THE RIGHT, UPON THIRTY (30) DAYS NOTICE, TO DEMAND THAT THE PRODUCT BE RETURNED TO US IN ACCORDANCE WITH THE TERMS OF THIS SECTION 14. Notwithstanding the foregoing, nothing herein is intended to provide, nor shall be interpreted as providing, (a) you with a legally enforceable option to extend or renew the terms of this Lease Agreement or any Schedule, or (b) us with a legally enforceable option to compel any such extension or renewal. At the end of or upon termination of each Schedule, you shall immediately make arrangements to have the Product subject to such expired Schedule picked up by us (or our designee), in as good condition as when you received it, except for ordinary wear and tear. Ricoh (or our designee) shall bear shipping charges. You must pay additional monthly Payments at the same rate as then in effect under a Schedule, until (i) you provide notice to us prior to the expiration of the minimum term or extension of any Schedule and (ii) the Product is picked up by us or our designees and is received in good condition and working order by us or our designees. Notwithstanding anything to the contrary set forth in this Lease Agreement, the parties acknowledge and agree that we shall have no obligation to remove, delete, preserve, maintain or otherwise safeguard any information, images or content retained by or resident in any Products leased by you hereunder, whether through a digital storage device, hard drive or other electronic medium ("Data Management Services"). If desired, you may engage Ricoh to perform Data Management Services at then-prevailing contracted rates pursuant to your Maintenance Agreement or other agreement with Ricoh. You acknowledge that you are responsible for ensuring your own compliance with legal requirements in connection with data retention and protection and that we do not provide legal advice or represent that the Products will guarantee compliance with such requirements. The selection, use and design of any Data Management Services, and any decisions arising with respect to the deletion or storage of data, as well as the loss of any data resulting therefrom, shall be your sole and exclusive responsibility

15. Miscellaneous. It is the intent of the parties that this Lease Agreement and any Schedule shall be deemed and constitute a "finance lease" as defined under and governed by Article 2A of the UCC. ORAL AGREEMENTS OR COMMITMENTS TO LOAN MONEY, EXTEND CREDIT OR TO FORBEAR FROM ENFORCING REPAYMENT OF A DEBT INCLUDING PROMISES TO EXTEND OR RENEW SUCH DEBT ARE NOT ENFORCEABLE. YOU AGREE THAT THE TERMS AND CONDITIONS CONTAINED IN THE CONTRACT, THIS LEASE AGREEMENT, AND IN EACH SCHEDULE MAKE UP THE ENTIRE AGREEMENT BETWEEN US REGARDING THE LEASING OR RENTAL OF THE PRODUCT AND SUPERSEDE ALL PRIOR WRITTEN OR ORAL COMMUNICATIONS, UNDERSTANDINGS OR AGREEMENTS BETWEEN THE PARTIES RELATING TO THE SUBJECT MATTER CONTAINED HEREIN, INCLUDING, WITHOUT LIMITATION, PURCHASE ORDERS. Any purchase order, or other ordering documents, will not modify or affect this Lease Agreement or any Schedule and shall serve only the purpose of identifying the equipment ordered. You authorize us to supply any missing "configure to order" number ("CTO"), other equipment identification numbers (including, without limitation, serial numbers), agreement/schedule identification numbers and/or dates in this Lease Agreement or any Schedule. You acknowledge that you have not been induced to enter into this Lease Agreement by any representation or warranty not expressly set forth in this Lease Agreement. Neither this Lease Agreement nor any Schedule is binding on us until we sign it. ANY CHANGE IN ANY OF THE TERMS AND CONDITIONS OF THIS LEASE AGREEMENT OR ANY SCHEDULE MUST BE IN WRITING AND SIGNED BY BOTH PARTIES. If we delay or fail to enforce any of its rights under this Lease Agreement with respect to any or all Schedules, we will still be able to enforce those rights at a later time. All notices shall be given in writing and sent either (a) by certified mail, return receipt requested, or recognized overnight delivery service, postage prepaid, addressed to the party receiving the notice at the address shown on the front of this Lease Agreement, or (b) by facsimile transmission, with oral confirmation, to the facsimile number shown below such party's signature on this Lease Agreement. Either party may change its address or facsimile number by giving written notice of such change to the other party. Notices shall be effective on the date received. Each of our respective rights and indemnities will survive the termination of this Lease Agreement and each Schedule. If more than one customer has signed this Lease Agreement or any Schedule, each customer agrees that its liability is joint and several. It is the express intent of the parties not to violate any applicable usury laws or to exceed the maximum amount of time price differential or interest, as applicable, permitted to be charged or collected by applicable law, and any such excess payment will be applied to payments in the order of maturity, and any remaining excess will be refunded to you. We make no representation or warranty of any kind, express or implied, with respect to the legal, tax or accounting treatment of this Lease Agreement and any Schedule and you acknowledge that we are an independent contractor and not your fiduciary. You will obtain your own legal, tax and accounting advice related to this Lease Agreement or any Schedule and make your own determination of the proper accounting treatment of this Lease Agreement or any Schedule. We may receive compensation from the Manufacturer or supplier of the Product in order to enable us to reduce the cost of leasing or renting the Product to you under this Lease Agreement or any Schedule below what we otherwise would charge. If we received such compensation, the reduction in the cost of leasing or renting the Product is reflected in the Minimum Payment specified in the applicable Schedule. To the fullest extent permitted by applicable law, you authorize us or our agent to obtain credit reports and make credit inquiries regarding you and your financial condition and to provide your information, including payment history, to our assignee and third parties having an economic interest in this Lease Agreement, any Schedule or the Product.

16. Governing Law; Jurisdiction; Waiver of Trial By Jury and Certain Rights and Remedies Under The Uniform Commercial Code. YOU AGREE THAT THIS LEASE AGREEMENT AND ANY SCHEDULE WILL BE GOVERNED UNDER THE LAW FOR THE STATE WHERE YOUR PRINCIPAL PLACE OF BUSINESS OR RESIDENCE IS LOCATED. YOU ALSO CONSENT TO THE VENUE AND NON-EXCLUSIVE JURISDICTION OF ANY COURT LOCATED IN THE STATE WHERE YOUR PRINCIPAL PLACE OF BUSINESS OR RESIDENCE IS LOCATED TO RESOLVE ANY CONFLICT UNDER THIS LEASE AGREEMENT. TO THE EXTENT NOT PROHIBITED BY APPLICABLE LAW, THE PARTIES TO THIS LEASE AGREEMENT EACH WAIVE THE RIGHT TO TRIAL BY JURY IN THE EVENT OF A LAWSUIT. TO THE EXTENT PERMITTED BY APPLICABLE LAW, YOU WAIVE ANY AND ALL RIGHTS AND REMEDIES CONFERRED UPON A CUSTOMER OR LESSEE BY SECTIONS 508-522 OF ARTICLE 2A OF THE UCC THAT YOU MAY HAVE AGAINST US (BUT NOT AGAINST THE

MANUFACTURER OF THE PRODUCT).TO HELP THE GOVERNMENT FIGHT THE FUNDING OF TERRORISM AND MONEY LAUNDERING ACTIVITIES, FEDERAL LAW REQUIRES ALL FINANCIAL INSTITUTIONS TO OBTAIN, VERIFY AND RECORD INFORMATION THAT IDENTIFIES EACH PERSON WHO OPENS AN ACCOUNT. WHAT THIS MEANS FOR YOU: WHEN YOU OPEN AN ACCOUNT, WE WILL ASK FOR YOUR NAME, ADDRESS AND OTHER INFORMATION THAT WILL ALLOW US TO IDENTIFY YOU. WE MAY ASK TO SEE IDENTIFYING DOCUMENTS.

17. Counterparts; Facsimiles. Each Schedule may be executed in counterparts. The counterpart which has our original signature and/or is in our possession or control shall constitute chattel paper as that term is defined in the UCC and shall constitute the original agreement for all purposes, including, without limitation, (a) any hearing, trial or proceeding with respect to such Schedule, and (b) any determination as to which version of such Schedule constitutes the single true original item of chattel paper under the UCC. If you sign and transmit a Schedule to us by facsimile or other electronic transmission, the facsimile or such electronic transmission of such Schedule, upon execution by us (manually or electronically, as applicable), shall be binding upon the parties. You agree that the facsimile or other electronic transmission of a Schedule containing your facsimile or other electronically transmitted signature, which is manually or electronically signed by us, shall constitute the original agreement for all purposes, including, without limitation, those outlined above in this Section. You agree to deliver to us upon our request the counterpart of such Schedule containing your original manual signature.

18. State and Local Government Provisions. If the Customer is a State or political subdivision of a State, as those terms are defined in Section 103 of the Internal Revenue Code, the following additional terms and conditions shall apply:

(a) Essentiality. During the term of this Lease Agreement and any Schedule, the Product will be used solely for the purpose of performing one or more governmental or proprietary functions consistent with the permissible scope of your authority. You represent and warrant that the use of the Product is essential to performing such governmental or proprietary functions.

(b) Non-Appropriation/Non-Substitution. (i) If your governing body fails to appropriate sufficient monies in any fiscal period for rentals and other payments coming due under a Schedule to this Lease Agreement in the next succeeding fiscal period for any equipment which will perform services and functions which in whole or in part are essentially the same services and functions performed by the Product covered by any such Schedule, then a "Non-Appropriation" shall be deemed to have occurred. (ii) If a Non-Appropriation occurs, then: (A) you must give us immediate notice of such Non-Appropriation and provide written notice of such failure by your governing body at least sixty (60) days prior to the end of the then current fiscal year or if Non-Appropriation has not occurred by such date, immediately upon Non-Appropriation, (B) no later than the last day of the fiscal year for which appropriations were made for the rental due under any Schedule to this Lease Agreement (the "Return Date"), you shall make available to us (or our designee) all, but not less than all, of the Product covered by such Schedule to this Lease Agreement, at your sole expense, in accordance with the terms hereof; and (C) any Schedule to this Lease Agreement shall terminate on the Return Date without penalty or expense to you and you shall not be obligated to pay the rentals beyond such fiscal year, provided that (x) you shall pay any and all rentals and other payments due up through the end of the last day of the fiscal year for which appropriations were made and (y) you shall pay month-to-month rent at the rate set forth in any such Schedule for each month or part thereof that you fail to make available to us (or our designee) the Product as required herein. (iii) Upon any such Non-Appropriation, upon our request, you will provide an opinion of independent counsel or other legally designated authority (who shall be reasonably acceptable to us), in form reasonably acceptable to us, confirming the Non-Appropriation and providing reasonably sufficient proof of such Non-Appropriation.

(c) Funding Intent. You represent and warrant to us that you presently intend to continue this Lease Agreement and any Schedule hereto for the entire term of such Schedule and to pay all rentals relating to such Schedule and to do all things lawfully within your power to obtain and maintain funds from which the rentals and all other payments owing under such Schedule may be made. The parties acknowledge that appropriation for rentals is a governmental function to which you cannot contractually commit yourself in advance and this Lease Agreement shall not constitute such a commitment. To the extent permitted by law, the person or entity in charge of preparing your budget will include in the budget request for each fiscal year during the term of each Schedule, respectively, to this Lease Agreement an amount equal to the rentals (to be used for such rentals) to become due in such fiscal year, and will use all reasonable and lawful means available to secure the appropriation of money for such fiscal year sufficient to pay all rentals coming due during such fiscal year.

(d) Authority and Authorization. (i) You represent and warrant to us that: (A) you are a State or political subdivision of a State, as those terms are defined in Section 103 of the Internal Revenue Code; (B) you have the power and authority to enter into this Lease Agreement and all Schedules to this Lease Agreement; (C) this Lease Agreement and all Schedules to this Lease Agreement have been duly authorized, executed and delivered by you and constitute valid, legal and binding agreement(s) enforceable against you in accordance with their terms; and (D) no further approval, consent or withholding of objections is required from any governmental authority with respect to this Lease Agreement or any Schedule to this Lease Agreement. (ii) If and to the extent required by us, you agree to provide us with an opinion of independent counsel or other legally designated authority (who shall be reasonably acceptable to us) confirming the foregoing and other related matters, in form and substance acceptable to us. (iii) You agree to take all required actions and to file all necessary forms, including IRS Forms 8038-G or 8038-GC, as applicable, to preserve the tax exempt status of this Lease Agreement and all Schedules thereto. (iv) You agree to provide us with any other documents that we may reasonably request in connection with the foregoing and this Lease Agreement.

(e) Assignment. You agree to acknowledge any assignment to the Assignee in writing, if so requested, and, if applicable, to keep a complete and accurate record of all such assignments in a manner that complies with Section 149(a) of the Internal Revenue Code and the regulations promulgated thereunder.

IN WITNESS WHEREOF, the parties have executed this Lease Agreement as of the dates set forth below.

THE PERSON SIGNING THIS LEASE AGREEMENT ON BEHALF OF THE CUSTOMER REPRESENTS THAT HE/SHE HAS THE AUTHORITY TO DO SO.

CUSTOMER	**Accepted by: RICOH USA, INC.**
By: X_____	By: _____
Authorized Signer Signature	*Authorized Signer Signature*
Printed Name: _____	Printed Name: _____
Title: _____ Date: _____	Title: _____ Date: _____
Facsimile Number: _____	Facsimile Number: _____

RICOH

U.S. COMMUNITIES
EQUIPMENT SALE AND MAINTENANCE AGREEMENT
(EQUIPMENT SALES, BREAK-FIX SERVICES)

CUSTOMER INFORMATION					
Legal Name	MESA UNION ELEMENTARY SCHOOL DISTRICT				
Bill To Address	3901 MESA SCHOOL RD				
City	SOMIS	**State**	CA	**Zip Code**	93066-9797

This Equipment Sale and Maintenance Agreement ("Maintenance Agreement") sets forth the terms pursuant to which Customer may acquire equipment, software, and/or hardware products and maintenance services identified on an Order (defined below) from Ricoh USA, Inc. ("Ricoh"). This Maintenance Agreement is executed pursuant to the contract by and between Ricoh USA, Inc. (successor-in-interest to Ricoh Americas Corporation) and Fairfax County (the "County") on behalf of the U.S. Communities Government Purchasing Alliance and all public agencies, non-profits and higher education entities ("Participating Public Agencies"), having a Contract ID number of 4400003732 and the contract period is from February 11, 2013 to June 30, 2019, with the option to renew for no more than three (3) years (the "Contract Period"), one year at a time, or any combination thereof (the "Contract"). Notwithstanding the foregoing, any Maintenance Agreement and Order entered into during the Contract Period shall continue in full force and effect for the entire term set forth in the Order. To the extent that Customer purchases or leases Equipment from Ricoh under the Contract and also desires for Ricoh to provide maintenance services for such Equipment under the order (the "Order"), then the terms and conditions of this Maintenance Agreement shall apply. This Maintenance Agreement shall consist of the terms and conditions of the Contract and this Maintenance Agreement. As it pertains to this Maintenance Agreement, the order of precedence of the component parts of the Maintenance Agreement shall be as follows: (a) the terms and conditions of this Maintenance Agreement and (b) the terms and conditions of the Contract. The foregoing order of precedence shall govern the interpretation of this Maintenance Agreement in cases of conflict or inconsistency therein.

1. MAINTENANCE SERVICES COVERAGE. Ricoh shall provide to Customer maintenance services under an Order, during Ricoh business hours, 8:00am to 5:00pm Monday through Friday excluding holidays ((i) New Year's Day; (ii) Memorial Day; (iii) 4th of July; (iv) Labor Day; (v) Thanksgiving; (vi) Day after Thanksgiving; and (vii) Christmas Day) ("Normal Business Hours"), as follows (collectively, the "Maintenance Services"):

(a) During the term of the Order, Ricoh will provide the Maintenance Services necessary to keep the covered Equipment in, or restore the covered Equipment to, good working order. Maintenance Services will include lubrication, cleaning, adjustments and replacement of maintenance parts deemed necessary by Ricoh due to normal usage (other than consumable parts). In the event the Equipment becomes unserviceable as a result of normal usage, replacement parts will be furnished and installed on an exchange basis and will be new OEM; provided, however, if such OEM part is not available and in order to restore the functionality of the Equipment, Ricoh shall be permitted to use a reconditioned or used part until such time as the new OEM part becomes available and is installed in the Equipment. All parts removed due to replacement will become the property of Ricoh. The provision of Maintenance Services does not assure uninterrupted operation of the covered Equipment.

(b) If available, Maintenance Services requested and performed outside Normal Business Hours will be charged to Customer at applicable time and material rates set forth in the Contract.

(c) The Maintenance Services provided by Ricoh will not include the following: (i) Repairs resulting from misuse (including without limitation to improper voltage or the use of supplies that do not conform to Ricoh's specifications); (ii) Repairs made necessary by service performed by persons other than authorized Ricoh representatives; (iii) Replacement of consumable parts which are consumed in normal Equipment operation, unless specifically included in the Order; (iv) Removable cassette, copy cabinet, exit trays, or any item not related to the mechanical or electrical operation of the Equipment: (v) Unless

otherwise agreed, consumable supplies such as toner, developer, paper or supplies that are consumed in the normal operation of the Equipment; (vi) Repairs and/or service calls resulting from attachments or accessories not acquired from Ricoh; (vii) Any Software, system support or related connectivity unless otherwise agreed in the Order; (viii) Electrical work external to the Equipment, including problems resulting from overloaded or improper circuits; (ix) Charges for installation of the Equipment or de-installation and/or movement of the Equipment from one location to another; or (x) Repair of damage or increase in service time caused by: accident, disaster (which shall include but not be limited to fire, flood, water, wind and lightning), transportation, neglect, power transients, abuse or misuse, failure of the Customer to follow Ricoh's published operating instructions, and unauthorized modifications or repair of Equipment by persons other than authorized representatives of Ricoh.

(d) In the absence of a separate maintenance agreement for any software, if Ricoh is engaged to provide software support under an Order, during Normal Business Hours, Ricoh will provide advice by telephone, email or via the Ricoh or developer's website following receipt of a request from Customer to diagnose faults in the software and advice to rectify such faults. Such support may be provided remotely.

(e) Damage to the Equipment or its parts arising out of, or other causes beyond, the control of Ricoh are not covered by an Order and may subject Customer to a surcharge or to cancellation of the Maintenance Services by Ricoh. In addition, Ricoh may terminate an Order if the Equipment is modified, damaged, altered or serviced by personnel other than those employed by Ricoh or are authorized by Ricoh to provide service and maintenance for the Equipment.

(f) Service necessitated as a result of inadequate key operator involvement, operator caused damage, lack of recommended service, or use of inadequate or incompatible supplies may result in service being rendered on a time-and-material basis in addition to the Maintenance Charges (as defined in Section 5).

2. MAINTENANCE SERVICE CALLS. Maintenance service calls under an Order will be made during Normal Business Hours at the installation address shown on the Order. Travel and labor-time for the service calls after Normal Business Hours, on weekends and on holidays, if and when available, will be charged at overtime rates in effect at the time the service call is made. Ricoh representatives will not handle, disconnect or repair unauthorized attachments or components. Customer is responsible for disconnecting and re-connecting unauthorized attachments or components. Customer hereby indemnifies and holds Ricoh and its employees and representatives harmless for claims for damages to any unauthorized parts, components or accessories resulting from service performed on Equipment covered by an Order.

3. RECONDITIONING. Rebuilding, reconditioning or major overhauls necessitated by usage not in accordance with manufacturer's published specifications, which shall be provided upon Customer's request, are not covered by an Order. In addition, if Ricoh determines that a reconditioning is necessary as a result of normal wear and tear of materials and age factors caused by normal usage in order to keep the Equipment in working condition, Ricoh will submit to Customer an estimate of the needed repairs and the cost for such repairs (which costs will be in addition to the charges payable under this Maintenance Agreement). If the Customer does not authorize such reconditioning, Ricoh may, at its option: (a) discontinue service of the Equipment under an Order and refund any unused portion of the Maintenance Charges, or (b) refuse to renew an Order upon its expiration. After any such termination, Ricoh will make service available on a "Time and Material Rate" basis at Ricoh's then prevailing rates at the time of service.

4. TERM. Each Order shall become effective on the delivery and Customer acceptance of the Equipment and/or solution and shall continue for the term specified therein (the "Initial Term") so long as no ongoing default exists on Customer's part. At the expiration of the Initial Term or any renewal term, unless Customer provides written notice of its intention not to renew within thirty (30) days of the expiration of the Initial Term or any renewal term, the Order shall automatically renew on a month-to-month basis. In addition to any other rights or remedies which either party may have under this Maintenance Agreement or at law or equity, either party shall have the right to cancel the Services provided under this Maintenance Agreement immediately: (i) if the other party fails to pay any fees or charges or any other payments required under this Maintenance Agreement when due and payable, and

such failure continues for a period of thirty (30) days after being notified in writing of such failure; or (ii) if the other party fails to perform or observe any other material covenant or condition of this Maintenance Agreement, and such failure or breach shall continue un-remedied for a period of thirty (30) days after such party is notified in writing of such failure or breach.

5. MAINTENANCE CHARGES.

(a) Maintenance service charges ("Maintenance Charges") will be payable by the Customer in accordance with the terms set forth in the Order.

(b) Customer acknowledges and agrees that: (i) the transfer of the Equipment from the location indicated on the face hereof may result in an increase of Maintenance Charges or the termination of an Order; (ii) if an Order includes toner, toner usage is based on manufacturer supply consumption rates. Ricoh will determine and deliver supplies in accordance with agreed upon usage. Consumption of covered supply products varying significantly from expected usage may result in additional charges for supplies, or as otherwise agreed to by the parties. Maintenance Charges are based on standard 8.5x11 images. Ricoh reserves the right to assess additional images charges for non-standard images, including 11x17 images.

6. USE OF RICOH RECOMMENDED SUPPLIES. Ricoh products are designed to give excellent performance with Ricoh recommended supplies, including paper, developer, toner, and fuser oil. If the Customer uses other than Ricoh recommended supplies, and if such supplies are defective or not acceptable for use with the Equipment and cause abnormally frequent service calls or service problems, then Ricoh may, at its option, assess a surcharge or terminate an Order. If so terminated, Customer will be offered service on a time and materials basis at Ricoh's then prevailing rates. It is not a condition of an Order that the Customer use only Ricoh brand supplies.

7. METER READINGS. As part of its Services, Ricoh may, at its discretion and dependent upon device capabilities, provide remote meter reading and equipment monitoring services using its @Remote solution. If @Remote is not selected by the Customer, Customer shall be responsible and agrees to provide Ricoh true and accurate meter readings monthly and in any reasonable manner requested by Ricoh. If accurate meter readings are not provided, Ricoh reserves the right to estimate the meter readings from previous meter readings.

8. CUSTOMER OBLIGATIONS. Customer agrees to provide a proper place for the use of the Equipment, including electric service as specified by the manufacturer. Customer will provide adequate facilities (at no charge) for use by Ricoh representatives in connection with the maintenance of the Equipment hereunder within a reasonable distance of the Equipment. Customer agrees to provide "360 degree" service access to the Equipment, subject to Customer's usual security procedures. Customer will provide a key operator for the Equipment and will make operators available for instruction in use and care of the Equipment. All supplies for use with the Equipment will be provided by the Customer and will meet manufacturer specifications. It is the responsibility of the Customer to have the supplies available "on site" for servicing. Customer agrees that any systems utilizing similar supplies must be covered under similar inclusive maintenance programs. If any software, system support or related connectivity services are included as part of the Order as determined by Ricoh, Ricoh shall provide any such services at Customer's location set forth in the Order as applicable, or on a remote basis. Customer shall provide Ricoh with such access to Customer's facilities, networks and systems as may be reasonably necessary for Ricoh to perform such services.

9. WARRANTY DISCLAIMER. OTHER THAN THE OBLIGATIONS SET FORTH EXPRESSLY IN THIS MAINTENANCE AGREEMENT, RICOH DISCLAIMS ALL WARRANTIES, EXPRESS OR IMPLIED, INCLUDING ANY IMPLIED WARRANTIES OF MERCHANTABILITY, FITNESS FOR USE, OR FITNESS FOR A PARTICULAR PURPOSE. RICOH SHALL NOT BE RESPONSIBLE FOR ANY INDIRECT, INCIDENTAL OR CONSEQUENTIAL DAMAGES, INCLUDING, BUT NOT LIMITED TO, DAMAGES ARISING OUT OF THE USE OR PERFORMANCE OF THE EQUIPMENT OR THE LOSS OF USE OF THE EQUIPMENT. RICOH'S TOTAL AGGREGATE LIABILITY TO CUSTOMER UNDER THE MAINTENANCE AGREEMENT, IF ANY, SHALL IN NO EVENT EXCEED THE TOTAL OF THE FEES PAID TO RICOH IN CONNECTION WITH THE

MAINTENANCE SERVICES.

10. SERVICE LEVELS.

(a) Response Time. Ricoh will provide a one hour (1) phone response to service calls measured from receipt of the Customer's call. Ricoh service technicians will meet a four (4) business hour response time for all Customer service calls located within a major metropolitan area and eight (8) hour average response time for all Customer service calls located fifty (50) miles or greater from a Ricoh service center. Response time is measured in aggregate for all Equipment covered by the Order.

(b) Uptime. Ricoh will service the Equipment provided under an Order to be operational with a quarterly uptime average of 95% (based on manufacturer's performance standards and an 8-hour day, during Normal Business Hours), excluding preventative and interim maintenance time. Downtime will begin at the time Customer places a service call to Ricoh. Customer agrees to make the Equipment available to Ricoh for scheduled preventative and interim maintenance. Customer further agrees to give Ricoh advance notice of any critical and specific uptime needs Customer may have so that Ricoh can schedule with Customer interim and preventative maintenance in advance of such needs.

(c) Replacement of Equipment. Should a unit of Equipment or an accessory not be able to be maintained in conformance with manufacturer's specifications, Ricoh shall, at its own expense, replace such Equipment with another unit of the same product designation as that Equipment and Ricoh shall bear all installation, transportation, removal and rigging charges in connection with the installation of such replacement unit; provided, however that (a) the replacement unit may be a reconditioned or otherwise used unit rather than a new unit; and (b) if a replacement unit of the same product designation as the unit of Equipment it replaces is not available, the replacement unit may be a product of substantially similar or greater capabilities.

11. DATA MANAGEMENT SERVICES. The parties acknowledge and agree that Ricoh shall have no obligation to remove, delete, preserve, maintain or otherwise safeguard any information, images or content retained by or resident in any Equipment serviced and maintained by Ricoh, whether through a digital storage device, hard drive or other electronic medium ("Data Management Services"). If desired, Customer may engage Ricoh to perform Data Management Services at then-prevailing Contract rates. Customer acknowledges that Customer is responsible for ensuring its own compliance with legal requirements in connection with data retention and protection and that Ricoh does not provide legal advice or represent that the Equipment and Services will guarantee compliance with such requirements. The selection, use and design of any Data Management Services, and any decisions arising with respect to the deletion or storage of data, as well as the loss of any data resulting therefrom, shall be the sole and exclusive responsibility of Customer. If desired, Customer may engage Ricoh to perform the following Data Management Services, and the parties shall enter into a written work order setting the details of any such engagement:

- **Hard Drive Surrender Service.** Under this option, a Ricoh service technician can remove the hard drive from the applicable equipment (set forth on a work order) and provide Customer with custody of the hard drive before the equipment is removed from the Customer's location, moved to another department or any other disposition of the equipment. The cost for the Hard Drive Surrender Services shall be as set forth in the Contract.

- **DataOverwriteSecurity System (DOSS).** DOSS is a Ricoh product designed to overwrite the sector of the hard drive used for data processing to prevent recovery. Additionally, DOSS also offers the option of overwriting the entire hard drive up to nine (9) times.

12. PURCHASES OF EQUIPMENT FOR CASH. In the event that Customer desires to purchase equipment or products from Ricoh from time to time, it may do so by issuing a Purchase Order/Sales Order to Ricoh for that purpose. In connection with any equipment purchase from Ricoh, Ricoh shall transfer to Customer any equipment warranties made by the equipment manufacturer, to the extent transferable and without recourse. Customer agrees to confirm delivery and acceptance of all equipment purchased under this Agreement within ten (10) business days after any equipment is delivered and installed (if installation has been agreed to by the parties) by signing a delivery and acceptance certificate

(in a form to be provided by Ricoh) or written delivery acknowledgement. Ricoh reserves the right to make equipment deliveries in installments. All claims for damaged equipment shall be deemed waived unless made in writing, delivered to Ricoh within ten (10) business days after delivery of equipment to Customer; provided, however, Ricoh shall not be responsible for damage to equipment caused by the Customer, its employees, agents or contractors. Ricoh warrants to Customer that at the time of delivery and for a period of ninety (90) days thereafter the Ricoh-manufactured equipment will be free from any defects in material and workmanship; provided, however, the foregoing warranty shall not apply in the event (i) the Ricoh-manufactured equipment is installed, wired, modified, altered, moved or serviced by anyone other than Ricoh, (ii) the Ricoh-manufactured equipment is installed, stored and utilized and/or maintained in a manner not consistent with Ricoh specifications, (iii) a defective or improper non-Ricoh accessory or supply or part is attached to or used in the Ricoh-manufactured equipment. Except to the extent of any applicable and validated exemption, Customer agrees to pay any applicable taxes that are levied on or payable as a result of the use, sale, possession or ownership of the equipment purchased hereunder, other than income taxes of Ricoh.

13. MISCELLANEOUS. This Maintenance Agreement shall be governed by the laws of the State where the Customer's principal place of business or residence is located both as to interpretation and performance, without regard to its choice of law requirements. This Maintenance Agreement may be executed in two or more counterparts, each of which shall be deemed to be an original. In order to expedite the ordering and delivery process, and for the convenience of the Customer, this Maintenance Agreement establishes the terms and conditions between the parties governing all services. Any documents issued by Customer to procure services at any time for any reason, even if they do not expressly reference or incorporate this Maintenance Agreement, will not modify or affect this Maintenance Agreement notwithstanding the inclusion of any additional or different terms or conditions in any such ordering document and shall serve only the purpose of identifying the services ordered and shall be subject to the terms and conditions of this Maintenance Agreement.

IN WITNESS WHEREOF, the parties have executed this Maintenance Agreement as of the date first written above.

CUSTOMER		**RICOH USA, INC.**	
By:	_____	By:	_____
Name:	_____	Name:	_____
Title:	_____	Title:	_____
Date:	_____	Date:	_____

RICOH

ORDER AGREEMENT

Sale Type :LEASE

Master Maintenance and Sale Agreement Date:	NEW	Sale Type :	LEASE

BILL TO INFORMATION

Customer Legal Name: MESA UNION ELEMENTARY SCHOOL DISTRICT			
Address Line 1: 3901 MESA SCHOOL RD		**Contact:**	Magdaleno,Erica
Address Line 2:		**Phone**:	(805) 485-1411
City: SOMIS		**E-mail**:	emagdaleno@mesaschool.org
ST / Zip: CA/93066-9797	**County**: VENTURA	**Fax**:	

ADDITIONAL ORDER INFORMATION

Check All That Apply:

☐ Sales Tax Exempt (Attach Valid Exemption Certificate) ☑ Fixed Service Charge ☐ Add to Existing Service Contract # _____

☐ PO Included PO#_____ ☐ PS Service (Subject to and governed by separate Statement of Work)

☐ Syndication ☐ IT Service (Subject to and governed by separate Statement of Work)

This is an Order made pursuant to the terms and conditions of the above referenced Master Agreement(s) between Customer and Ricoh USA, Inc. The signature below indicates that the customer accepts all terms and conditions of the applicable Master Agreement(s) for this sale, including by not limited to the terms set forth in the Master Agreement(s) and any Exhibit A thereto, all of which are incorporated herein by reference and made part of this Order. Each party agrees that electronic signatures of the parties on this Order will have the same force and effect as manual signature. Ricoh may accept this Order by either its signature or by commencing performance (e.g. Product delivery, initiating Services, etc.).

SERVICE INFORMATION

Service Term *(Months)*	**Base Billing Frequency**	**Overage Billing Frequency**
24 Months	MONTHLY	MONTHLY

SHIP TO INFORMATION

Customer Name: MESA UNION ELEMENTARY			
Address Line 1: 3901 MESA SCHOOL RD		**Contact:**	Magdaleno,Erica
Address Line 2:		**Phone**:	(805) 485-1411
City: SOMIS		**E-mail**:	emagdaleno@mesaschool.org
ST / Zip: CA/93066-9797	**County**: VENTURA	**Fax**:	

PRODUCT INFORMATION

Product Description	**Qty**	**Service Type**	**B/W Allowance** *(Per Base Billing Frequency)*	**B/W Ovg**	**Color Allowance** *(Per Base Billing Frequency)*	**Color Ovg**	**Service Base** *(Per Base Billing Frequency)*
RICOH AFICIO MPC3502-RM 110V	1	Gold	N/A	$0.0092	N/A	$0.0598	

BASIC CONNECTIVITY / PS / IT SERVICES INFORMATION

BASIC CONNECTIVITY / PS / IT Services Description	**Quantity**
TS-TRAINING STANDARD HARDWARE ONLY	1

RICOH

BASIC CONNECTIVITY / PS / IT SERVICES INFORMATION	
BASIC CONNECTIVITY / PS / IT Services Description	**Quantity**
TS NETWORK & SCAN CONNECT - SEG BC3	1

ORDER TOTALS		
Service Type Offerings:	**Product Total:**	
Gold: Includes all supplies and staples. Excludes paper.	**BASIC CONNECTIVITY / PS / IT Services:**	
Silver: Includes all supplies. Excludes paper and staples.	**Buyout:**	
Bronze: Parts and labor only. Excludes paper, staples and supplies.	**Grand Total: (Excludes Tax)**	
Additional Provisions: Per US Communities Contract 4400003732		

Accepted by Customer	***Accepted: Ricoh USA, Inc.***
Authorized Signature:_____	Authorized Signature:_____
Printed Name: _____	Printed Name: _____
Title:_____	Title: _____
Date:_____	Date: _____

Field Trip Request Form

DISTRICT/CHARTER MESA UNION

Trip Date THURS, MAY 11 Destination SANTA BARBARA ZOO

Type of Activity: ☑ Learning Activity ☐ Athletic Activity ☐ Other (please describe) _____

Academic Focus/Purpose of Trip 500 Niños Drive, Santa Barbara

Lunch Request ✓ Sack _____ Cafeteria _____ Other

Transportation: ☐ Walking ☑ Vehicle: Bus ✓ Contract Bus ____ Van * ____ Private Car * ____

Number of Students 86 Chaperones 4 Drivers _____

Departure time from School 8:45 a.m. Departure time from Destination 12:45 p.m.

Bus to remain with group? ☑ Yes ☐ No Driver's Proof of Liability on File _____

List any other planned stops —

Teacher(s) AINSWORTH, MORGAN WHITE, STEELE Grade(s) TK-K

Cost $9.00/child Funding Source PPO Bill to _____ Account # _____ (Program or Resource #)

Approved ☐ Yes ☐ No **Board Action** ☐ Yes ☐ No **Date of Board Action** _____

[signature] Applicant's Signature

[signature] Principal's or Superintendent's Signature

Driver's Use Only

Vehicle Number _____ Check in Time _____

Ending Odometer _____ Departure time from school _____

Beginning Odometer _____ Return time to school _____

Odometer difference _____ Check out time _____

Driver's Signature _____

Use for Split Trips Only

Vehicle Number _____

Ending Odometer _____ Departure time from school _____

Beginning Odometer _____ Return time to school _____

Odometer difference _____ Check out time _____

Driver's Signature _____

District's Routing Instructions

____ Teacher(s) mark your calendars to avoid conflicts

____ School Office Staff

____ Kitchen Staff

____ Other (List) _____

BSA Office Use Only

_____ x _____ = _____

Miles Rate

TOTAL _____

* Driver of his/her personal vehicle must submit an Employee/Volunteer Personal Vehicle Use form to the district office prior to trip.

White – Transportation Department *Yellow – BSA Office* *Pink – District Approved Copy* *Gold – Originator's Copy*

R:\Group\BSA\Julie\ERIKA\Field Trip Request Form.doc

Rev. 11/09

Field Trip Request Form

DISTRICT/CHARTER Mesa Union 2559 Puesta del Sol, Santa Barbara

Trip Date Wed May 17, 2017 Destination Santa Barbara Natural History Museum

Type of Activity: ☑ Learning Activity ☐ Athletic Activity ☐ Other (please describe) _____

Academic Focus/Purpose of Trip Science - animals

Lunch Request ✓ (Sack) _____ (Cafeteria) _____ (Other)

Transportation: ☐ Walking ☑ Vehicle: (Bus) ____ Contract Bus ____ Van *____ Private Car *____

Number of Students 48 Chaperones 10 Drivers N/A

Departure time from School 8:50 Departure time from Destination 12:30

Bus to remain with group? ☐ Yes ☐ No Driver's Proof of Liability on File _____

List any other planned stops N/A

Teacher(s) Vollmert / Garza Grade(s) First

Cost 200.00 Funding Source PFO Bill to _____ Account # _____ (Program or Resource #)

Approved ☐ Yes ☐ No **Board Action** ☐ Yes ☐ No **Date of Board Action** _____

J Vollmert — Applicant's Signature

Principal's or Superintendent's Signature

Driver's Use Only

Vehicle Number _____ Check in Time _____

Ending Odometer _____ Departure time from school _____

Beginning Odometer _____ Return time to school _____

Odometer difference _____ Check out time _____

Driver's Signature _____

Use for Split Trips Only

Vehicle Number _____

Ending Odometer _____ Departure time from school _____

Beginning Odometer _____ Return time to school _____

Odometer difference _____ Check out time _____

Driver's Signature _____

District's Routing Instructions

_____ Teacher(s) mark your calendars to avoid conflicts
_____ School Office Staff
_____ Kitchen Staff
_____ Other (List) _____

BSA Office Use Only

_____ Miles x _____ Rate = _____ TOTAL

* Driver of his/her personal vehicle must submit an Employee/Volunteer Personal Vehicle Use form to the district office prior to trip.

White – Transportation Department *Yellow – BSA Office* *Pink – District Approved Copy* *Gold – Originator's Copy*

Field Trip Request Form

DISTRICT/CHARTER Mesa Union

Trip Date 3/26/17 - 3-27-17 Destination Channel Islands Santa Cruz

Type of Activity: ☒ Learning Activity ☐ Athletic Activity ☐ Other (please describe) FSA

Academic Focus/Purpose of Trip JR STEAM camping trip. Learn about natural habitat

Lunch Request ____ Sack ____ Cafeteria X Other

Transportation: ☐ Walking ☐ Vehicle: Bus ____ Contract Bus ____ ☒ BOAT ____ Private Car * ____

Number of Students 15 Chaperones 4 Drivers ____

Departure time from School Students meet at location Departure time from Destination 5:30 from Island Packers 3/27/17

Bus to remain with group? ☐ Yes ☒ No Driver's Proof of Liability on File ____

List any other planned stops Notes: No charge to students/all expenses paid for by FSA/VCOE. Students will be dropped off by parents at Island Packers and picked up there too by parents. This is an OVERNIGHT TRIP.

Teacher(s) Mrs. STEELE, ANTHONY OLIVEROS, JEFF TURNER Grade(s) 6, 7, 8

Cost ____ Funding Source FSA Bill to ____ Account # ____ (Program or Resource #)

Approved ☒ Yes ☐ No **Board Action** ☒ **Yes** ☐ **No** **Date of Board Action** ____

Applicant's Signature

Principal's or Superintendent's Signature

Dr. Stephen B. Bluestein, Principal
Mesa Union School
3901 North Mesa School Road
Somis, California 93066

Driver's Use Only

Vehicle Number ____ Check in Time ____

Ending Odometer ____ Departure time from school ____

Beginning Odometer ____ Return time to school ____

Odometer difference ____ Check out time ____

Driver's Signature ____

Use for Split Trips Only

Vehicle Number ____

Ending Odometer ____ Departure time from school ____

Beginning Odometer ____ Return time to school ____

Odometer difference ____ Check out time ____

Driver's Signature ____

District's Routing Instructions

_____ Teacher(s) mark your calendars to avoid conflicts
_____ School Office Staff
_____ Kitchen Staff
_____ Other (List) ____

BSA Office Use Only

____ (Miles) x ____ (Rate) = ____

TOTAL ____

* Driver of his/her personal vehicle must submit an Employee/Volunteer Personal Vehicle Use form to the district office prior to trip.

White – Transportation Department *Yellow – BSA Office* *Pink – District Approved Copy* *Gold – Originator's Copy*

Board of Trustees:
Tonya Brunett
Mary Crull
Carolyn Rodriguez
Bryan Stotko
Steven Sullivan

Superintendent
Jeff Turner
Principal
Dr. Stephen Bluestein

"We teach students to create, connect, and collaborate—for life!"

Mesa Union School Distirt Board Meetings Schedule

Regular meetings of the Board of Trustees are held on the third Tuesday of each calendar month (unless otherwise noted) July is dark: with closed session beginning at 6:00 p.m. and open session at 6:30 p.m. Meetings are held in the Multi-Purpose Room at 3901 North Mesa School Road, Somis, California.*

- Tuesday, January 17, 2017
- Tuesday, February 21, 2017
- Tuesday, March 21, 2017
- Tuesday, April ~~18~~25, 2017-updated
- Tuesday, May 16, 2017
- Tuesday, June 20, 2017
- **July, 2017-*Dark***
- Tuesday, August 15, 2017
- Tuesday, September 19, 2017
- Tuesday, October 17, 2017
- Thursday, November 16, 2017(Fall Break 11/20-11/24)*
- Thursday, December 14, 2017(Winter Break 12/18-1/1)*